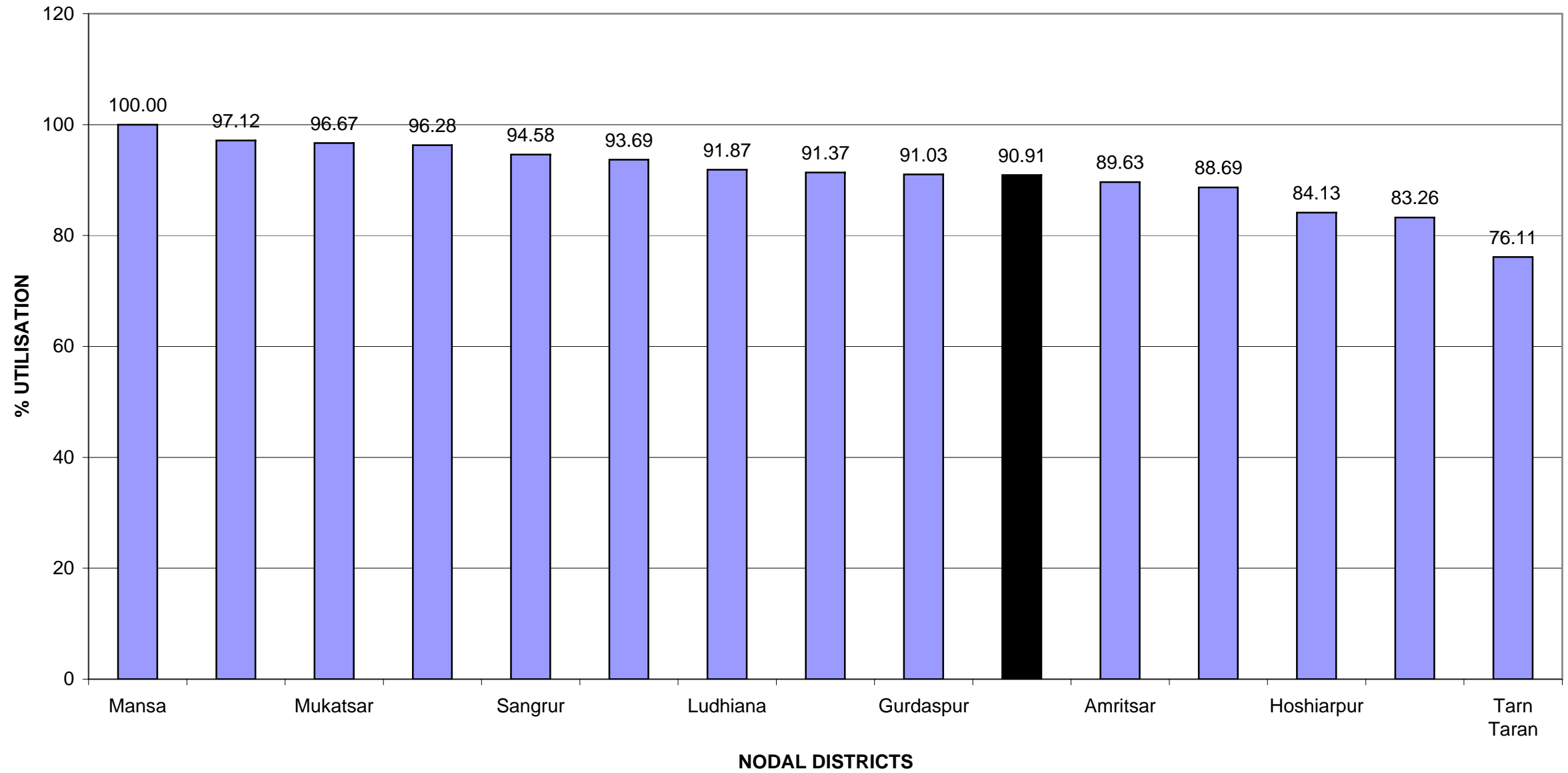
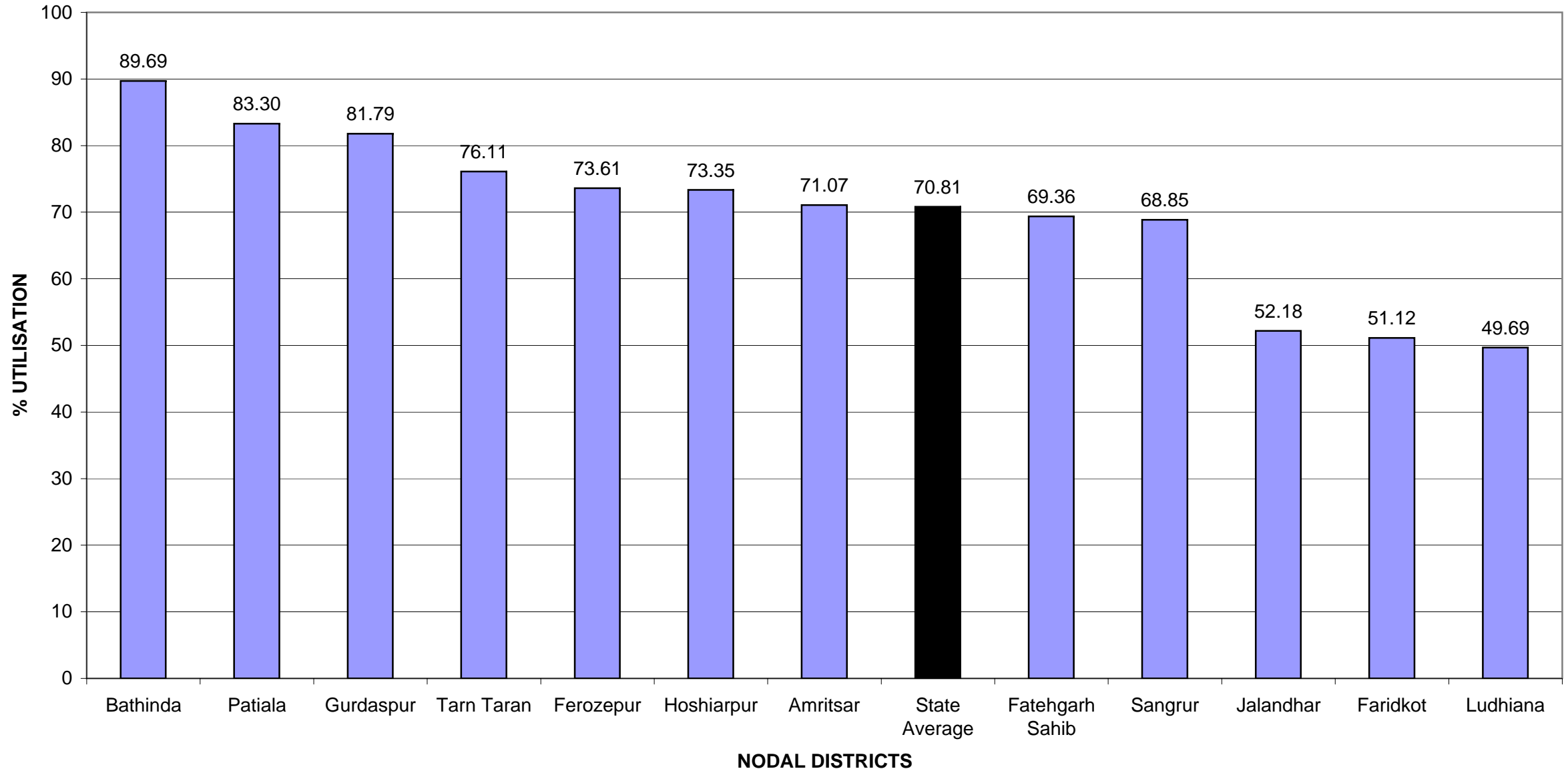


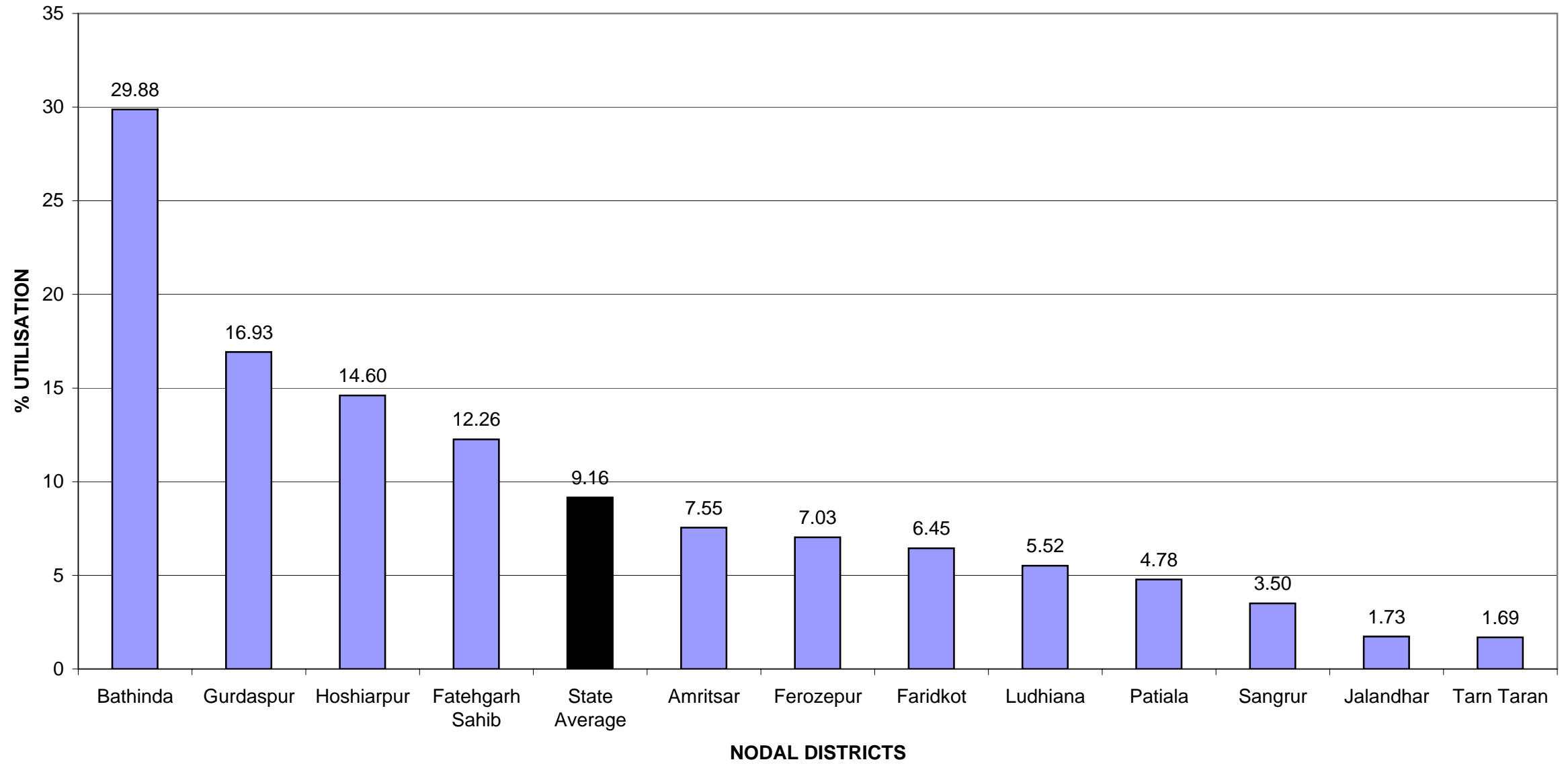
ITEM 2.1 %AGE UTILISATION OF FUNDS UPTO 30-4-2007 SITTING/EX MPs BOTH LS AND RS SINCE INCEPTION (1993-1994)



ITEM 5.1 (A) %AGE UTILISATION OF FUNDS **UPTO 30-4-2007** NODAL DISTRICT WISE- FOR SITTING MPs BOTH LS AND RS



ITEM 5.1(B)%AGE UTILISATION OF FUNDS DURING April 2007-NODAL DISTRICT WISE-FOR SITTING MPs BOTH LS AND RS



SN	Constituency	Installments not released by Govt. of India		Reasons of non-release			
		2006-07 (IInd)	2007-08 (Ist)	Unsanctioned balance >50 lakh	Unspent Balance >100 lakh	UC pending	Audit certificate pending
1	Amritsar	1	1	No	Yes	2005-06	2004-05
2	Bathinda			No	No		
3	Faridkot	1	1	Yes	Yes	2005-06	2004-05
4	Ferozpur		1	No	Yes		
5	Gurdaspur			No	No		
6	Hoshiarpur	1	1	No	Yes		
7	Jalandhar	1	1	Yes	Yes	2005-06	2004-05
8	Ludhiana	1	1	No	Yes		
9	Patiala			No	Yes		
10	Phillaur	1	1	Yes	Yes	2005-06	2004-05
11	Ropar		1	Yes	Yes		
12	Sangrur			Yes	Yes		
13	Tarn Taran		1	Yes	Yes		
	Total	6	9				

SN.	Name - Rajya Sabha MP	Installments not released by Govt. of India						Reasons of non-release			
		2004-05 (IIInd)	2005-06 (Ist)	2005-06 (IIInd)	2006-07 (Ist)	2006-07 (IIInd)	2007-08 (Ist)	Unsanctioned balance >50 lakh	Unspent Balance >100 lakh	UC pending	Audit certificate pending
1	Sh. Rajmohinder Singh (Amritsar)						1	Yes	Yes		
2	Sh. Ashwani Kumar (Gurdaspur)	1	1	1	1	1	1	No	Yes	2003-04 2004-05 2005-06	2002-03 2003-04 2004-05
3	Sh. Dharam Pal Sabarwal (Hoshiarpur)					1	1	Yes	Yes		
4	Smt Ambika Soni (Hoshiarpur)							No	Yes		
5	Sh. Varinder Singh Bajwa (Hoshiarpur)							Yes	Yes		
6	Sh. Manohar Singh Gill (Taran Tarn)					1	1	No	Yes	2005-06	2004-05
7	Smt. Sukhbans Kaur Bhinder (Gurdaspur)					1	1	Since expired			
	Total	1	1	1	1	4	5				

(Rs Lacs)

ITEM 2.1 : UTILISATION OF FUNDS - SITTING/EX MPs BOTH LS AND RS SINCE INCEPTION OF SCHEME TO 30/4/2007

As on 30/4/2007

SN	Nodal District	Funds available					Actual Expenditure					Unutilised funds (Col 7 - Col 12)	% age utilisation of funds Col.(12/7)	Rank
		Sitting Lok Sabha	Sitting Rajya Sabha	Previous Lok Sabha	Retired Rajya Sabha	Total	Sitting Lok Sabha	Sitting Rajya Sabha	Previous Lok Sabha	Retired Rajya Sabha	Total			
1	2	3	4	5	6	7	8	9	10	11	12	13	14	15
1	Amritsar	1383.32	539.98	3026.03	500.46	5449.79	987.83	379.06	3017.48	500.46	4884.83	<u>564.96</u>	89.63	10
2	Bathinda	618.62	0.00	1619.39	0.00	2238.01	554.85	0.00	1618.61	0.00	2173.46	64.55	97.12	2
3	Faridkot	743.10	0.00	1411.06	660.31	2814.47	379.90	0.00	1326.53	636.80	2343.23	<u>471.24</u>	83.26	13
4	Ferozepur	609.55	0.00	1624.20	395.00	2628.75	448.71	0.00	1619.19	395.00	2462.90	165.85	93.69	6
5	Gurdaspur	588.56	1114.15	1549.09	203.11	3454.91	557.77	834.95	1549.09	203.11	3144.92	<u>309.99</u>	91.03	9
6	Hoshiarpur	533.90	1761.88	1610.12	0.00	3905.90	413.53	1270.34	1602.03	0.00	3285.90	<u>620.00</u>	84.13	12
7	Jalandhar	1123.41	0.00	3168.85	1016.95	5309.21	586.16	0.00	3105.81	1016.95	4708.92	<u>600.29</u>	88.69	11
8	Ludhiana	529.64	0.00	1654.29	1951.75	4135.68	263.19	0.00	1607.84	1928.47	3799.50	<u>336.18</u>	91.87	7
9	Patiala	606.17	0.00	1625.10	1974.33	4205.60	504.93	0.00	1625.10	1919.25	4049.28	156.32	96.28	4
10	Sangrur	608.32	0.00	1631.62	1254.02	3493.96	418.84	0.00	1631.62	1254.02	3304.48	189.48	94.58	5
11	Fatehgarh Sahib	640.03	0.00	1640.92	1204.01	3484.96	443.93	0.00	1542.78	1197.48	3184.19	<u>300.77</u>	91.37	8
12	Mansa	0.00	0.00	0.00	806.16	806.16	0.00	0.00	0.00	806.16	806.16	0.00	100.00	1
13	Mukatsar	0.00	0.00	0.00	830.98	830.98	0.00	0.00	0.00	803.28	803.28	27.70	96.67	3
14	Tarn Taran	0.00	532.84	0.00	0.00	532.84	0.00	405.53	0.00	0.00	405.53	127.31	76.11	14
	Total	7984.62	3948.85	20560.67	10797.08	43291.22	5559.64	2889.88	20246.08	10660.98	39356.58	3934.64	90.91	

SN.	Nodal District	Works Sanctioned					Works Completed					Pending Works (col.7-12)	%age of works completed Col.(12/7)	Rank
		Sitting Lok Sabha	Sitting Rajya Sabha	Previous Lok Sabha	Retd. Rajya Sabha	Total	Sitting Lok Sabha	Sitting Rajya Sabha	Previous Lok Sabha	Retd. Rajya Sabha	Total			
<i>1</i>	<i>2</i>	<i>3</i>	<i>4</i>	<i>5</i>	<i>6</i>	<i>7</i>	<i>8</i>	<i>9</i>	<i>10</i>	<i>11</i>	<i>12</i>	<i>13</i>	<i>14</i>	<i>15</i>
1	Amritsar	1134	294	3581	308	5317	369	127	3571	308	4375	<u>942</u>	82.28	12
2	Bathinda	686	0	2110	0	2796	284	0	2107	0	2391	405	85.52	11
3	Faridkot	699	0	3447	254	4400	378	0	3317	245	3940	<u>460</u>	89.55	7
4	Ferozepur	416	0	1832	134	2382	301	0	1829	134	2264	118	95.05	3
5	Gurdaspur	670	891	1882	206	3649	480	656	1882	206	3224	<u>425</u>	88.35	8
6	Hoshiarpur	905	944	3850	0	5699	449	370	3839	0	4658	<u>1041</u>	81.73	13
7	Jalandhar	964	0	6523	696	8183	325	0	6435	693	7453	<u>730</u>	91.08	5
8	Ludhiana	513	0	1682	766	2961	196	0	1631	758	2585	376	87.30	10
9	Patiala	248	0	1888	2081	4217	129	0	1888	1988	4005	212	94.97	4
10	Sangrur	731	0	2471	1314	4516	320	0	2471	1314	4105	411	90.90	6
11	Fatehgarh Sahib	952	0	3435	1669	6056	405	0	3311	1585	5301	<u>755</u>	87.53	9
12	Mansa	0	0	0	983	983	0	0	0	983	983	0	100.00	1
13	Mukatsar	0	0	0	739	739	0	0	0	709	709	30	95.94	2
14	TarnTaran	0	217	0	0	217	0	80	0	0	80	137	<u>36.87</u>	14
Total		7918	2346	32701	9150	52115	3636	1233	32281	8923	46073	6042	88.41	

SN	Nodal District	Total Funds available	Funds sanctioned	Actual Expenditure	Unutilised/ Unspent Balance (col.3 -col.5)	%age utilisation over funds available (col.5 over col.3)
1	2	3	4	5	6	7
1	Amritsar	3026.03	3026.03	3017.48	8.55	99.72
1.1	Amritsar Constituency	1412.01	1412.01	1411.51	0.50	99.96
1.2	Taran Tarn Constituency	1614.02	1614.02	1605.97	8.05	99.50
2	Bathinda	1619.39	1619.39	1618.61	0.78	99.95
3	Faridkot	1411.06	1411.06	1326.53	84.53	94.01
4	Ferozepur	1624.20	1624.20	1619.19	5.01	99.69
5	Gurdaspur	1549.09	1549.09	1549.09	0	100.00
6	Hoshiarpur	1610.12	1610.12	1602.03	8.09	99.50
7	Jalandhar	3168.85	3168.85	3105.81	63.04	98.01
7.1	Jalandhar Constituency	1593.11	1593.11	1582.81	10.30	99.35
7.2	Phillaur Constituency	1575.74	1575.74	1523.00	52.74	96.65
8	Ludhiana	1654.29	1654.29	1607.84	46.45	97.19
9	Patiala	1625.10	1625.10	1625.10	0	100.00
10	Ropar	1640.92	1630.7	1542.78	98.14	94.02
11	Sangrur	1631.62	1631.62	1631.62	0	100.00
	Grand Total	20560.67	20550.45	20246.08	314.59	98.47

SN	Nodal District	Works sanctioned		Works completed		Works under progress		UC's received	
		No.	Cost	No.	Cost	No.	Cost	No.	Cost
<i>1</i>	<i>2</i>	<i>3</i>	<i>4</i>	<i>5</i>	<i>6</i>	<i>7</i>	<i>8</i>	<i>9</i>	<i>10</i>
<i>1</i>	<i>Amritsar</i>	<i>3581</i>	<i>3026.03</i>	<i>3571</i>	<i>3017.48</i>	<i>10</i>	<i>8.55</i>	<i>3571</i>	<i>3017.48</i>
1.1	Amritsar Constituency	1557	1412.01	1556	1411.51	1	0.50	1556	1411.51
1.2	Taran Tarn	2024	1614.02	2015	1605.97	9	8.05	2015	1605.97
2	Bathinda	2110	1619.39	2107	1618.61	3	0.78	2107	1618.61
3	Faridkot	3447	1411.06	3317	1326.53	<u>130</u>	84.53	3317	1326.53
4	Ferozepur	1832	1624.20	1829	1616.44	3	7.76	1774	1560.88
5	Gurdaspur	1882	1549.09	1882	1549.09	0	0	1760	1451.36
6	Hoshiarpur	3850	1610.12	3839	1599.35	11	10.77	3839	1599.35
<i>7</i>	<i>Jalandhar</i>	<i>6523</i>	<i>3168.85</i>	<i>6435</i>	<i>3105.81</i>	<u>88</u>	<i>63.04</i>	<i>6435</i>	<i>3105.81</i>
7.1	Jalandhar Constituency	2545	1593.11	2527	1582.81	18	10.30	2527	1582.81
7.2	Phillaur Constituency	3978	1575.74	3908	1523.00	<u>70</u>	52.74	3908	1523.00
8	Ludhiana	1682	1654.29	1631	1607.84	<u>51</u>	46.45	1631	1607.84
9	Patiala	1888	1625.10	1888	1625.10	0	0.00	1888	1625.10
10	Ropar	3435	1630.70	3311	1516.03	<u>124</u>	114.67	3311	1516.03
11	Sangrur	2471	1631.62	2471	1631.62	0	0	2471	1631.62
	Grand Total	32701	20550.45	32281	20213.90	420	336.55	32104	20060.61

SN	Nodal District	Total Funds Recd by the MP	Funds distributed to successor MPs	Funds to be distributed	Total Funds Sanctioned by the MP Col. {3-(4+5)}	Actual Exp.	Unspent Balance Col.(6-7)	%age utilisation over funds available Col. (7/6)
1	2	3	4	5	6	7	8	9
1	Amritsar - Sh.Raj Mohinder Singh	500.46	0.00	0.00	500.46	500.46	0.00	100.00
2	Jalandhar							
2.1	Sh. Balbir Singh	438.80	55.04	0.00	383.76	383.76	0.00	100.00
2.2	Iqbal Singh	340.94	59.72	0.07	281.15	281.15	0.00	100.00
2.3	Sh. Barjinder Singh Hamdard	354.38	2.34	0.00	352.04	352.04	0.00	100.00
Total		1134.12	117.10	0.07	1016.95	1016.95	2.00	100.00
3	Ludhiana							
3.1	Sh. Jagir Singh Dard	426.18	23.18	0.00	403.00	403.00	0.00	100.00
3.2	Sh. Mohinder Singh Kalyan	489.97	36.97	0.00	453.00	453.00	0.00	100.00
3.3	Sh.Lajpat Rai	1218.34	122.59	0.00	1095.75	1072.47	23.28	97.88
Total		2134.49	182.74	0.00	1951.75	1928.47	23.28	98.81
4	Patiala							
4.1	Sh. Vinod Sharma	414.26	16.34	0.00	397.92	397.92	0.00	100.00
4.2	Sh. Surinder Kumar Singla	389.46	38.59	0.00	350.87	350.87	0.00	100.00
4.3	Sh. Gurchran Singh Tohra	1250.60	23.13	1.93	1225.54	1170.46	55.08	95.51
Total		2054.32	78.06	1.93	1974.33	1919.25	55.08	97.21

SN	Nodal District	Total Funds Recd by the MP	Funds distributed to successor MPs	Funds to be distributed	Total Funds Sanctioned by the MP Col. {3-(4+5)}	Actual Exp.	Unspent Balance Col.(6-7)	%age utilisation over funds available Col. (7/6)
1	2	3	4	5	6	7	8	9
5	Ferozepur - Sh. Virendera Kataria	395.00	0.00	0.00	395.00	395.00	0.00	100.00
6	Gurdaspur - Sh. Bhupinder Singh Mann	212.81	9.70	0.00	203.11	203.11	0.00	100.00
7	Mansa - Sh. Balwinder Singh Bhunder	847.15	40.99	0.00	806.16	806.16	0.00	100.00
8	Fatehgarh Sahib - Sh.Sukhdev Singh Libra	1257.05	48.28	4.76	1204.01	1197.48	6.53	99.46
9	Sangrur - Sh.Sukhdev Singh Dhindsa	1264.31	10.29	0.00	1254.02	1254.02	0.00	100.00
10	Faridkot - Smt.Gurcharan Kaur	679.76	18.46	0.99	660.31	636.80	23.51	96.44
11	Mukatsar - Sh.Sukhbir Singh Badal	850.00	0.00	19.02	830.98	803.28	27.70	96.67
Grand Total		11329.47	505.62	26.77	10797.08	10660.98	136.10	98.74

SN	Nodal District	Works sanctioned		Works completed		Works under progress		UC's received	
		No.	Cost	No.	Cost	No.	Cost	No.	Cost
<i>1</i>	<i>2</i>	<i>3</i>	<i>4</i>	<i>5</i>	<i>6</i>	<i>7</i>	<i>8</i>	<i>9</i>	<i>10</i>
1	Amritsar- Sh.Raj Mohinder Singh	308	500.46	308	500.46	0	0.00	308	500.46
2	Jalandhar								
2.1	Sh. Balbir Singh	296	383.76	293	381.76	3	2.00	293	381.76
2.2	Iqbal Singh	173	281.15	173	281.15	0	0.00	172	276.15
2.3	Sh. Barjinder Singh Hamdard	227	352.04	227	352.04	0	0.00	227	352.04
	Total	696	1016.95	693	1014.95	3	2.00	692	1009.95
3	Ludhiana								
3.1	Sh. Jagir Singh Dard	292	403.00	292	403.00	0	0.00	286	399.51
3.2	Sh. Mohinder Singh Kalyan	154	453.00	154	453.00	0	0.00	148	444.47
3.3	Sh.Lajpat Rai	320	1095.75	312	1072.47	8	23.28	312	1072.47
	Total	766	1951.75	758	1928.47	8	23.28	746	1916.45
4	Patiala								
4.1	Sh. Vinod Sharma	259	397.92	259	397.92	0	0.00	258	395.92
4.2	Sh. Surinder Kumar Singla	404	350.87	404	350.87	0	0.00	404	350.87
4.3	Sh. Gurchran Singh Tohra	1418	1225.54	1325	1168.03	93	57.51	1325	1168.03
	Total	2081	1974.33	1988	1916.82	93	57.51	1987	1914.82

SN	Nodal District	Works sanctioned		Works completed		Works under progress		UC's received	
		No.	Cost	No.	Cost	No.	Cost	No.	Cost
<i>1</i>	<i>2</i>	<i>3</i>	<i>4</i>	<i>5</i>	<i>6</i>	<i>7</i>	<i>8</i>	<i>9</i>	<i>10</i>
5	Ferozepur - Sh. Virendera Kataria	134	395.00	134	395.00	0	0.00	134	395.00
6	Gurdaspur - Sh. Bhupinder Singh Mann	206	203.11	206	203.11	0	0.00	206	203.11
7	Mansa - Sh. Balwinder Singh Bhunder	983	806.16	983	806.16	0	0.00	960	790.46
8	Fatehgarh Sahib - Sh.Sukhdev Singh Libra	1669	1204.01	1585	1138.22	84	65.79	1585	1138.22
9	Sangrur - Sh.Sukhdev Singh Dhindsa	1314	1254.02	1314	1254.02	0	0.00	1314	1254.02
10	Faridkot - Smt.Gurcharan Kaur	254	660.31	245	636.80	9	23.51	245	636.80
11	Mukatsar - Sh.Sukhbir Singh Badal	739	830.98	709	803.28	30	27.70	709	803.28
	Grand Total	9150	10797.08	8923	10597.29	227	199.79	8886	10562.57

SN	Nodal District	Total Fund available	Sanction				Actual Expenditure				Unsanctioned/Unspent			Performance During April 2007	
			Upto previous month 31/3/07	During current month 30/4/07 Col (6-4)	Upto current month 30/4/07	% age of funds sanctioned Col (6/3)	Upto previous month 31/3/07	During current month 30/4/07 Col(10-8)	Upto current month (30/4/07)	%age utilisation - Col(10/3)	Unsanctioned Balance - Col (3-6)	Total Unspent Balance Col (3-10)	Unspent with the Executing Agencies as on 30/4/2007 - Col (13-12) =(6-10)	Unspent with the Executing Agencies as on 31/3/07 - Col (14+9-5) =(4-8)	%age of Funds spent during April. 07 Col (9/15)
1	2	3	4	5	6	7	8	9	10	11	12	13	14	15	16
	Amritsar														
1	Sh.Navjot Singh Sidhu, LS (Amritsar)	718.45	713.47	0.50	713.97	99.38	467.68	22.82	490.50	68.27	4.48	227.95	223.47	245.79	9.28
2	Dr.Rattan Singh Ajnala,LS (Tarn Taran)	664.87	588.28	17.25	605.53	91.07	492.55	4.78	497.33	74.80	59.34	167.54	108.20	95.73	4.99
3	Sh.Rajmohinder Singh, RS	539.98	436.13	1.00	437.13	80.95	376.38	2.68	379.06	70.20	102.85	160.92	58.07	59.75	4.49
<i>Total</i>		<i>1923.30</i>	<i>1737.88</i>	<i>18.75</i>	<i>1756.63</i>	<i>91.33</i>	<i>1336.61</i>	<i>30.28</i>	<i>1366.89</i>	<i>71.07</i>	<i>166.67</i>	<i>556.41</i>	<i>389.74</i>	<i>401.27</i>	<i>7.55</i>
4	Bathinda -Smt. Paramjit Kaur, LS	618.62	614.61	2.50	617.11	99.76	529.38	25.47	554.85	<u>89.69</u>	1.51	63.77	62.26	85.23	29.88
5	Faridkot -Sh. Sukhbir Singh Baddal, LS	743.10	546.90	9.03	555.93	74.81	368.38	11.52	379.90	<u>51.12</u>	187.17	363.20	176.03	178.52	6.45
6	Ferozepur -Sh. Zora Singh Mann, LS	609.55	586.35	0.00	586.35	96.19	438.31	10.40	448.71	73.61	23.20	160.84	137.64	148.04	7.03
	Gurdaspur														
7	Sh. Vinod Khanna, LS	588.56	583.92	0.00	583.92	99.21	552.57	5.20	557.77	94.77	4.64	30.79	26.15	31.35	16.59
8	Smt. Sukhbans Kaur Bhinder,RS	557.66	536.82	6.12	542.94	97.36	365.52	35.40	400.92	71.89	14.72	156.74	142.02	171.30	20.67
9	Sh.Ashwani Kumar, RS	556.49	511.45	0.00	511.45	91.91	425.83	8.20	434.03	77.99	45.04	122.46	77.42	85.62	9.58
<i>Total</i>		<i>1702.71</i>	<i>1632.19</i>	<i>6.12</i>	<i>1638.31</i>	<i>96.22</i>	<i>1343.92</i>	<i>48.80</i>	<i>1392.72</i>	<i>81.79</i>	<i>64.40</i>	<i>309.99</i>	<i>245.59</i>	<i>288.27</i>	<i>16.93</i>

SN	Nodal District	Total Fund available	Sanction				Actual Expenditure				Unsanctioned/Unspent			Performance During April 2007	
			Upto previous month 31/3/07	During current month 30/4/07 Col (6-4)	Upto current month 30/4/07	% age of funds sanctioned Col (6/3)	Upto previous month 31/3/07	During current month 30/4/07 Col(10-8)	Upto current month (30/4/07)	%age utilisation - Col(10/3)	Unsanctioned Balance - Col (3-6)	Total Unspent Balance Col (3-10)	Unspent with the Executing Agencies as on 30/4/2007 - Col (13-12) =(6-10)	Unspent with the Executing Agencies as on 31/3/07 - Col (14+9-5) =(4-8)	%age of Funds spent during April. 07 Col (9/15)
1	2	3	4	5	6	7	8	9	10	11	12	13	14	15	16
	Hoshiarpur														
10	Sh.Avinash Rai Khanna, LS	533.90	484.06	11.23	495.29	92.77	403.54	9.99	413.53	77.45	38.61	120.37	81.76	80.52	12.41
11	Sh. Dharampal Sabharwal, RS	559.15	365.97	23.53	389.50	69.66	326.36	10.00	336.36	60.16	169.65	222.79	53.14	39.61	25.25
12	Smt. Ambika Soni, RS	551.07	512.33	0.00	512.33	92.97	399.80	10.00	409.80	74.36	38.74	141.27	102.53	112.53	8.89
13	Sh.Varinder Singh Bajwa, RS	651.66	555.35	7.22	562.57	86.33	514.18	10.00	524.18	80.44	89.09	127.48	38.39	41.17	24.29
<i>Total</i>		<i>2295.78</i>	<i>1917.71</i>	<i>41.98</i>	<i>1959.69</i>	<i>85.36</i>	<i>1643.88</i>	<i>39.99</i>	<i>1683.87</i>	<i>73.35</i>	<i>336.09</i>	<i>611.91</i>	<i>275.82</i>	<i>273.83</i>	<i>14.60</i>
	Jalandhar														
14	Sh.RanaGurjit Singh,LS (Jalandhar)	547.20	442.53	0.00	442.53	80.87	294.09	0.00	294.09	53.74	104.67	253.11	148.44	148.44	0.00
15	Sh. Charanjit Singh Attwal, LS (Phillaur)	576.21	370.56	0.00	370.56	64.31	288.07	4.00	292.07	50.69	205.65	284.14	78.49	82.49	4.85
<i>Total</i>		<i>1123.41</i>	<i>813.09</i>	<i>0.00</i>	<i>813.09</i>	<i>72.38</i>	<i>582.16</i>	<i>4.00</i>	<i>586.16</i>	<i>52.18</i>	<i>310.32</i>	<i>537.25</i>	<i>226.93</i>	<i>230.93</i>	<i>1.73</i>

SN	Nodal District	Total Fund available	Sanction				Actual Expenditure				Unsanctioned/Unspent			Performance During April 2007	
			Upto previous month 31/3/07	During current month 30/4/07 Col (6-4)	Upto current month 30/4/07	% age of funds sanctioned Col (6/3)	Upto previous month 31/3/07	During current month 30/4/07 Col(10-8)	Upto current month (30/4/07)	%age utilisation - Col(10/3)	Unsanctioned Balance - Col (3-6)	Total Unspent Balance Col (3-10)	Unspent with the Executing Agencies as on 30/4/2007 - Col (13-12) =(6-10)	Unspent with the Executing Agencies as on 31/3/07 - Col (14+9-5) =(4-8)	%age of Funds spent during April. 07 Col (9/15)
1	2	3	4	5	6	7	8	9	10	11	12	13	14	15	16
16	Ludhiana-Sh. Sharanjit Singh Dhillon, LS	529.64	510.50	8.36	518.86	97.96	248.74	14.45	263.19	<u>49.69</u>	10.78	266.45	255.67	261.76	<u>5.52</u>
17	Patiala-Smt. Preneet Kaur, LS	606.17	578.30	5.00	583.30	96.23	501.25	3.68	504.93	<u>83.30</u>	22.87	101.24	78.37	77.05	4.78
18	Sangrur-Sh. Sukhdev Singh Dhindsa, LS	608.32	490.18	0.00	490.18	80.58	416.25	2.59	418.84	68.85	118.14	189.48	71.34	73.93	3.50
19	Fatehgarh Sahib-Sh. Sukhdev Singh Libra, LS(Ropar)	640.03	523.74	0.00	523.74	81.83	432.78	11.15	443.93	69.36	116.29	196.10	79.81	90.96	12.26
20	Taran Tarn-Sh.Manohar Singh Gill, RS	532.84	523.95	0.00	523.95	98.33	403.50	2.03	405.53	76.11	8.89	127.31	118.42	120.45	<u>1.69</u>
Grand Total		11933.47	10475.40	91.74	10567.14	88.55	8245.16	204.36	8449.52	70.81	1366.33	3483.95	2117.62	2230.24	9.16

SN	Nodal District	Works sanctioned		Works completed		Works under progress		UC's received	
		No.	Cost	No.	Cost	No.	Cost	No.	Cost
1	2	3	4	5	6	7	8	9	10
1	Amritsar								
1.1	Sh.Navjot Singh Sidhu, LS (Amritsar)	570	713.97	201	338.50	369	375.47	201	338.50
1.2	Dr.Rattan Singh Ajnala,LS	564	605.53	168	214.54	396	390.99	168	214.54
1.3	Sh.Rajmohinder Singh, RS	294	437.13	127	217.23	167	219.90	127	217.23
Total		1428	1756.63	496	770.27	932	986.36	496	770.27
2	Bathinda- Smt. Paramjit Kaur, LS	686	617.11	284	270.17	402	346.94	284	270.17
3	Faridkot- Sh. Sukhbir Singh Baddal, LS	699	555.93	378	343.14	321	212.79	378	343.14
4	Ferozepur- Sh. Zora Singh Mann, LS	416	586.35	301	409.66	115	176.69	201	272.77
5	Gurdaspur								
5.1	Sh. Vinod Khanna, LS	670	583.92	480	413.27	190	170.65	282	205.10
5.2	Smt. Sukhbans Kaur Bhinder,RS	485	542.94	310	307.22	175	235.72	128	163.22
5.3	Sh. Ashwani Kumar,RS	406	511.45	346	351.53	60	159.92	202	250.50
Total		1561	1638.31	1136	1072.02	425	566.29	612	618.82
6	Hoshiarpur								
6.1	Sh.Avinash Rai Khanna, LS	905	495.29	449	246.20	456	249.09	449	247.20
6.2	Sh. Dharampal Sabharwal, RS	69	389.50	29	173.86	40	215.64	29	173.86
6.3	Smt. Ambika Soni, RS	273	512.33	65	215.40	208	296.93	65	215.40
6.4	Sh.Varinder Singh Bajwa, RS	602	562.57	276	289.35	326	273.22	276	289.35
Total		1849	1959.69	819	924.81	1030	1034.88	819	925.81

SN	Nodal District	Works sanctioned		Works completed		Works under progress		UC's received	
		No.	Cost	No.	Cost	No.	Cost	No.	Cost
1	2	3	4	5	6	7	8	9	10
7	Jalandhar								
7.1	Sh.RanaGurjit Singh,LS (Jalandhar)	339	442.53	98	132.67	241	309.86	98	132.67
7.2	Sh. Charanjit Singh Attwal, LS (Phillaur)	625	370.56	227	161.35	398	209.21	227	161.35
Total		964	813.09	325	294.02	639	519.07	325	294.02
8	Ludhiana -Sh. Sharanjit Singh Dhillon, LS	513	518.86	196	205.46	317	313.40	196	205.46
9	Patiala -Smt. Preneet Kaur, LS	248	583.30	129	322.83	119	260.47	129	322.83
10	Sangrur -Sh. Sukhdev Singh Dhindsa, LS	731	490.18	320	221.95	411	268.23	320	221.95
11	Fatehgarh Sahib -Sh. Sukhdev Singh Libra, LS(Ropar)	952	523.74	405	232.43	547	291.31	405	232.43
12	Tarn Taran -Sh.Manohar Singh Gill, RS	217	523.95	80	287.00	137	236.95	80	287.00
Grand Total		10264	10567.14	4869	5353.76	5395	5213.38	4245	4764.67

SN	Nodal District	Actual Works		Works Uploaded Out of col. 3	%age of Works Uploaded (col. 5/3)	Complete works placed on website out of col. 4	%age of complete works placed on website(col.7/4)
		Sanctioned	Completed				
1	2	3	4	5	6	7	8
1	Muktsar	739	709	739	100.00	709	100.00
2	Sangrur	4646	3993	4646	100.00	3980	99.67
3	Faridkot	4400	3916	4391	99.80	3608	92.13
4	Mansa	983	983	981	99.80	981	99.80
5	Bathinda	2796	2392	2773	99.18	2348	98.16
6	Hoshiarpur	5699	4626	5620	98.61	4619	99.85
7	Amritsar	5317	4366	5136	96.60	3902	89.37
8	Ferozepur	2382	2261	2281	95.76	2167	95.84
9	Fatehgarh Sahib(Ropar)	6056	5247	5728	94.58	3672	69.98
10	Jalandhar	8184	7453	7691	93.98	6488	87.05
11	Gurdaspur	3649	3214	3408	93.40	3147	97.92
12	Ludhiana	2967	2578	2394	80.69	1531	59.39
13	Patiala	4217	4005	3362	79.72	2263	56.50
14	Taran Tarn	217	80	168	77.42	47	58.75
	Total	52252	45823	49318	94.38	39462	86.12

Sr. No.	District	Actual Works		Works Uploaded							
		Sanctioned	Completed	Completed	Ongoing	Yet Not Started	Discontinued	Delayed	Total Works Placed on Website (5+6+7+8)	% of Works Placed on Website (10/3)	% of Completed Works on Website (5/4)
1	2	3	4	5	6	7	8	9	10	11	12
	Amritsar										
1	Sh.Navjot Singh Sidhu, LS (Amritsar)	570	201	201	144	224	1	0	570	100.00	100.00
2	Dr.Rattan Singh Ajnala,LS (Taran Tarn)	564	168	168	197	128	1	0	494	87.59	100.00
3	Sh.Rajmohinder Singh, RS	294	127	42	1	251	0	0	294	100.00	33.07
	<i>Total</i>	<i>1428</i>	<i>496</i>	<i>411</i>	<i>342</i>	<i>603</i>	<i>2</i>	<i>0</i>	<i>1358</i>	<i>95.10</i>	<i>82.86</i>
4	Bathinda - Smt. Paramjit Kaur, LS	686	284	240	68	346	9	5	663	96.65	84.51
5	Faridkot - Sh. Sukhbir Singh Baddal, LS	699	378	292	24	381	2	12	699	100.00	77.25
6	Ferozepur - Sh. Zora Singh Mann, LS	416	301	235	59	49	0	3	343	82.45	78.07
	Gurdaspur										
7	Sh. Vinod Khanna, LS	670	480	480	71	2	0	6	553	82.54	100.00
8	Smt. Sukhbans Kaur Bhinder,RS	485	310	302	174	0	0	3	476	98.14	97.42
9	Sh.Ashwani Kumar, RS	406	346	346	8	1	0	6	355	87.44	100.00
	<i>Total</i>	<i>1561</i>	<i>1136</i>	<i>1128</i>	<i>253</i>	<i>3</i>	<i>0</i>	<i>15</i>	<i>1384</i>	<i>88.66</i>	<i>99.30</i>
	Hoshiarpur										
10	Sh.Avinash Rai Khanna, LS	905	449	449	3	435	8	3	895	98.90	100.00
11	Sh. Dharampal Sabharwal, RS	69	29	22	0	38	0	0	60	86.96	75.86
12	Smt. Ambika Soni, RS	273	65	65	0	199	1	0	265	97.07	100.00
13	Sh.Varinder Singh Bajwa, RS	602	276	276	28	245	1	35	550	91.36	100.00
	<i>Total</i>	<i>1849</i>	<i>819</i>	<i>812</i>	<i>31</i>	<i>917</i>	<i>10</i>	<i>38</i>	<i>1770</i>	<i>95.73</i>	<i>99.15</i>

Sr. No.	District	Actual Works		Works Uploaded							
		Sanctioned	Completed	Completed	Ongoing	Yet Not Started	Discontinued	Delayed	Total Works Placed on Website (5+6+7+8)	% of Works Placed on Website (10/3)	% of Completed Works on Website (5/4)
1	2	3	4	5	6	7	8	9	10	11	12
	Jalandhar										
14	Sh.RanaGurjit Singh,LS (Jalandhar)	339	98	87	174	15	0	2	276	81.42	88.78
15	Sh. Charanjit Singh Attwal, LS (Phillaur)	625	227	173	192	242	4	3	611	97.76	76.21
	<i>Total</i>	<i>964</i>	<i>325</i>	<i>260</i>	<i>366</i>	<i>257</i>	<i>4</i>	<i>5</i>	<i>887</i>	<i>92.01</i>	<i>80.00</i>
16	Ludhiana - Sh. Sharanjit Singh Dhillon, LS	513	196	183	0	330	0	0	513	100.00	93.37
17	Patiala - Smt. Preneet Kaur, LS	248	129	117	0	128	0	0	245	98.79	90.70
18	Sangrur - Sh. Sukhdev Singh Dhindsa, LS	731	320	309	0	422	0	127	731	100.00	96.56
19	Fatehgarh Sahib - Sh. Sukhdev Singh Libra, LS(Ropar)	952	405	295	623	18	16	0	952	100.00	72.84
20	Taran Tarn - Sh. Manohar Singh Gill, RS	217	80	47	116	5	0	0	168	77.42	58.75
	Total	10264	4869	4329	1882	3459	43	205	9713	94.63	88.91

Sr. No.	Constituency	Actual Works		Works Uploaded							
		Sanctioned	Completed	Completed	Ongoing	Yet Not Started	Discontinued	Delayed	Total Works Placed on Website (5+6+7+8)	% of Works Placed on Website (10/3)	% of Completed Works on Website (5/4)
1	2	3	4	5	6	7	8	9	10	11	12
1	Amritsar	324	324	324	0	0	0	0	324	100.00	100.00
2	Bathinda	402	402	402	0	0	0	0	402	100.00	100.00
3	Faridkot	981	981	981	0	0	0	0	981	100.00	100.00
4	Ferozepur	477	477	468	0	0	0	2	468	98.11	98.11
5	Gurdaspur	331	331	331	0	0	0	0	331	100.00	100.00
6	Hoshiarpur	303	303	303	0	0	0	33	303	100.00	100.00
7	Jalandhar	469	466	379	0	1	0	137	380	81.02	81.33
8	Ludhiana	158	152	151	0	0	0	0	151	95.57	99.34
9	Patiala	155	155	143	0	0	0	1	143	92.26	92.26
10	Phyllaur	702	702	450	0	66	0	61	516	73.50	64.10
11	Ropar	201	200	103	85	0	0	15	188	93.53	51.50
12	Sangrur	98	94	94	0	0	4	1	98	100.00	100.00
13	Taran Tarn	147	147	147	0	0	0	0	147	100.00	100.00
	Total	4748	4734	4276	85	67	4	250	4432	93.34	90.33

Sr. No.	Constituency	Actual Works		Works Uploaded							
		Sanctioned	Completed	Completed	Ongoing	Yet Not Started	Discontinued	Delayed	Total Works Placed on Website (5+6+7+8)	% of Works Placed on Website (10/3)	% of Completed Works on Website (5/4)
1	2	3	4	5	6	7	8	9	10	11	12
1	Amritsar	138	138	138	0	0	0	0	138	100.00	100.00
2	Bathinda	136	136	136	0	0	0	0	136	100.00	100.00
3	Faridkot	398	398	389	0	0	0	0	389	97.74	97.74
4	Firozpur	218	218	217	0	1	0	2	218	100.00	99.54
5	Gurdaspur	184	184	184	0	0	0	0	184	100.00	100.00
6	Hoshiarpur	328	328	328	0	0	0	0	328	100.00	100.00
7	Jalandhar	178	177	177	0	0	0	57	177	99.44	100.00
8	Ludhiana	190	190	188	0	0	0	0	188	98.95	98.95
9	Patiala	319	319	237	0	0	0	1	237	74.29	74.29
10	Phillaur	672	672	601	0	68	1	93	670	99.70	89.43
11	Ropar	403	403	240	61	25	0	0	326	80.89	59.55
12	Sangrur	291	285	285	0	0	6	1	291	100.00	100.00
13	Taran Tarn	521	521	504	0	0	0	0	504	96.74	96.74
	Total	3976	3969	3624	61	94	7	154	3786	95.22	91.31

Sr. No.	Constituency	Actual Works		Works Uploaded							
		Sanctioned	Completed	Completed	Ongoing	Yet Not Started	Discontinued	Delayed	Total Works Placed on Website (5+6+7+8)	% of Works Placed on Website (10/3)	% of Completed Works on Website (5/4)
1	2	3	4	5	6	7	8	9	10	11	12
1	Amritsar	49	49	49	0	0	0	1	49	100.00	100.00
2	Bathinda	238	238	238	0	0	0	0	238	100.00	100.00
3	Faridkot	285	285	285	0	0	0	0	285	100.00	100.00
4	Firozpur	90	90	90	0	0	0	1	90	100.00	100.00
5	Gurdaspur	216	216	211	0	5	0	0	216	100.00	97.69
6	Hoshiarpur	289	289	289	0	0	0	213	289	100.00	100.00
7	Jalandhar	118	118	71	0	0	0	24	71	60.17	60.17
8	Ludhiana	71	71	71	0	0	0	0	71	100.00	100.00
9	Patiala	147	147	147	0	0	0	0	147	100.00	100.00
10	Phillaur	269	269	237	0	11	0	85	248	92.19	88.10
11	Ropar	270	270	210	17	43	0	0	270	100.00	77.78
12	Sangrur	234	230	230	0	0	4	0	234	100.00	100.00
13	Taran Tarn	192	192	192	0	0	0	0	192	100.00	100.00
	Total	2468	2464	2320	17	59	4	324	2400	97.24	94.16

Sr. No.		Actual Works		Works Uploaded							
		Sanctioned	Completed	Completed	Ongoing	Yet Not Started	Discontinued	Delayed	Total Works Placed on Website (5+6+7+8)	% of Works Placed on Website (10/3)	% of Completed Works on Website (5/4)
1	2	3	4	5	6	7	8	9	10	11	12
1	Amritsar	1046	1038	944	0	7	1	0	952	91.01	90.94
2	Bathinda	1334	1332	1332	2	0	0	1	1334	100.00	100.00
3	Faridkot	1783	1629	1416	6	354	7	14	1783	100.00	86.92
4	Firozpur	1047	1041	1023	2	0	3	5	1028	98.19	98.27
5	Gurdaspur	1151	1141	1093	0	0	0	0	1093	94.96	95.79
6	Hoshiarpur	2930	2887	2887	32	11	0	350	2930	100.00	100.00
7	Jalandhar	1781	1766	1566	0	215	0	339	1781	100.00	88.67
8	Ludhiana	1269	1211	355	0	477	0	0	832	65.56	29.31
9	Patiala	1267	1267	676	154	109	0	116	939	74.11	53.35
10	Phillaur	2335	2265	2121	1	213	0	449	2335	100.00	93.64
11	Ropar	2561	2384	1982	519	26	34	32	2561	100.00	83.14
12	Sangrur	2024	1862	1862	1	161	0	449	2024	100.00	100.00
13	Taran Tarn	1164	1153	1153	0	11	0	0	1164	100.00	100.00
	Total	21692	20976	18410	717	1584	45	1755	20756	95.69	87.77

Sr. No.	Constituency	Actual Works		Works Uploaded							
		Sanctioned	Completed	Completed	Ongoing	Yet Not Started	Discontinued	Delayed	Total Works Placed on Website (5+6+7+8)	% of Works Placed on Website (10/3)	% of Completed Works on Website (5/4)
1	2	3	4	5	6	7	8	9	10	11	12
1	Amritsar										
	Sh.Raj Mohinder Singh	308	308	40	1	267	0	0	308	100.00	12.99
2	Jalandhar										
2.1	Sh. Balbir Singh	296	293	293	0	0	0	118	293	98.99	100.00
2.2	Sh. Iqbal Singh	173	173	173	0	0	0	87	173	100.00	100.00
2.3	Sh. Barjinder Singh Hamdard	227	227	160	0	0	0	61	160	70.48	70.48
	<i>Total</i>	<i>696</i>	<i>693</i>	<i>626</i>	<i>0</i>	<i>0</i>	<i>0</i>	<i>266</i>	<i>626</i>	<i>89.94</i>	<i>90.33</i>
3	Ludhiana										
3.1	Sh. Jagir Singh Dard	292	292	289	0	3	0	0	292	100.00	98.97
3.2	Sh. Mohinder Singh Kalyan	154	154	146	0	3	0	0	149	96.75	94.81
3.3	Sh.Lajpat Rai	320	312	148	1	49	0	1	198	61.88	47.44
	<i>Total</i>	<i>766</i>	<i>758</i>	<i>583</i>	<i>1</i>	<i>55</i>	<i>0</i>	<i>1</i>	<i>639</i>	<i>83.42</i>	<i>76.91</i>
4	Patiala										
4.1	Sh. Vinod Sharma	259	259	257	1	0	0	2	258	99.61	99.23
4.2	Sh. Surinder Kumar Singla	404	404	390	5	1	0	7	396	98.02	96.53
4.3	Sh.Gurcharan Singh Tohra	1418	1325	296	370	331	0	403	997	70.31	22.34
	<i>Total</i>	<i>2081</i>	<i>1988</i>	<i>943</i>	<i>376</i>	<i>332</i>	<i>0</i>	<i>412</i>	<i>1651</i>	<i>79.34</i>	<i>47.43</i>

Sr. No.	Constituency	Actual Works		Works Uploaded							
		Sanctioned	Completed	Completed	Ongoing	Yet Not Started	Discontinued	Delayed	Total Works Placed on Website (5+6+7+8)	% of Works Placed on Website (10/3)	% of Completed Works on Website (5/4)
1	2	3	4	5	6	7	8	9	10	11	12
5	Ferozepur										
	Sh. Virendera Kataria	134	134	134	0	0	0	1	134	100.00	100.00
6	Gurdaspur										
	Sh. Bhupinder Singh Mann	206	206	200	0	0	0	0	200	97.09	97.09
7	Mansa										
	Sh. Balwinder Singh Bhunder	983	983	981	0	0	0	6	981	99.80	99.80
8	Fatehgarh Sahib										
	Sh.Sukhdev Singh Libra	1669	1585	842	23	559	7	5	1431	85.74	53.12
9	Sangrur										
	Sh.Sukhdev Singh Dhindsa	1268	1202	1200	0	0	68	3	1268	100.00	99.83
10	Faridkot										
	Smt.Gurcharan Kaur	254	245	245	2	5	2	1	254	100.00	100.00
11	Mukatsar										
	Sh.Sukhbir Singh Badal	739	709	709	0	29	1	0	739	100.00	100.00
Grand Total		9104	8811	6503	403	1247	78	695	8231	90.41	73.81

Sr. No.	Constituency	Actual Works		Works Uploaded							
		Sanctioned	Completed	Completed	Ongoing	Yet Not Started	Discontinued	Delayed	Total Works Placed on Website (5+6+7+8)	% of Works Placed on Website (10/3)	% of Completed Works on Website (5/4)
1	2	3	4	5	6	7	8	9	10	11	12