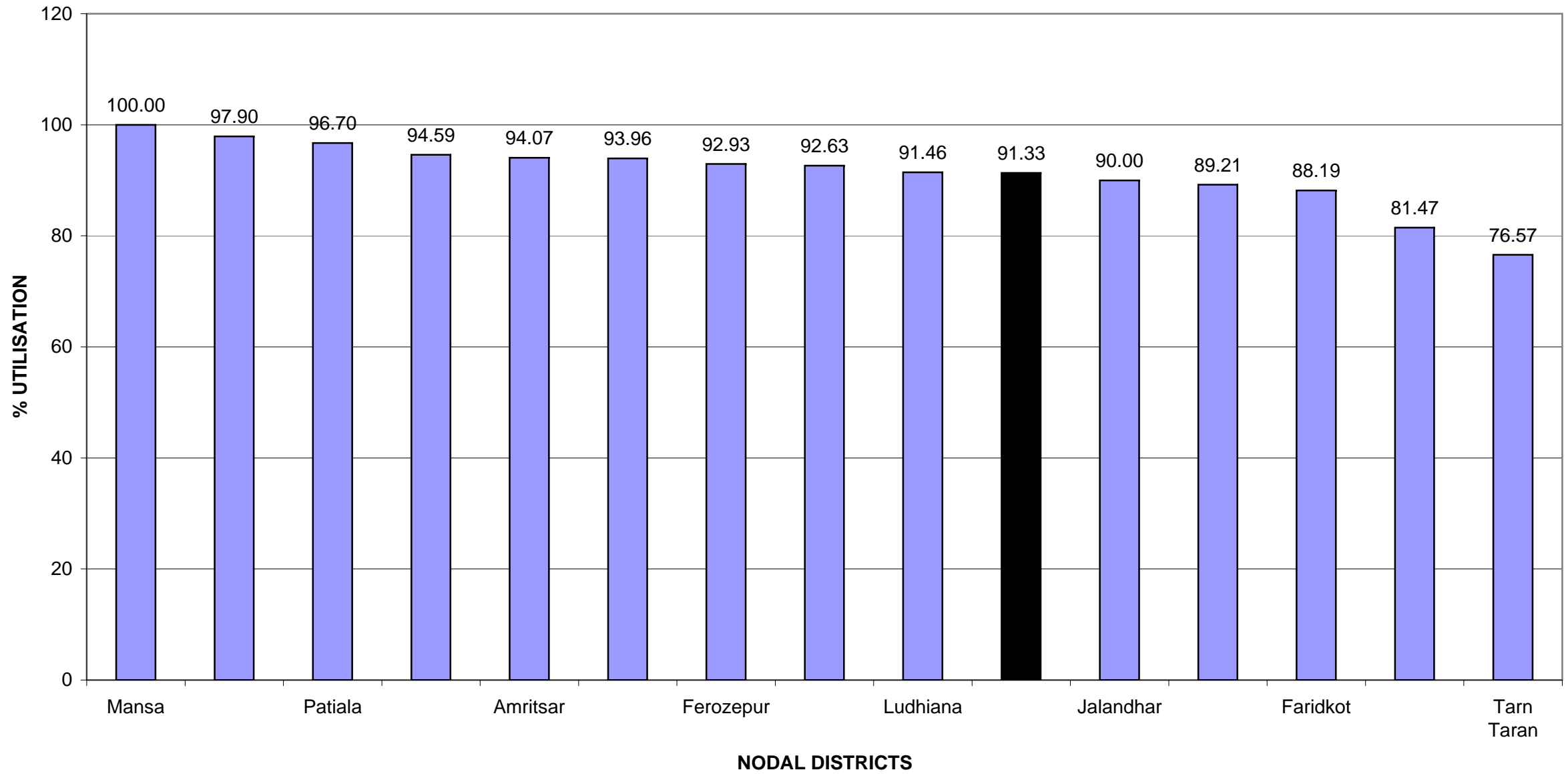
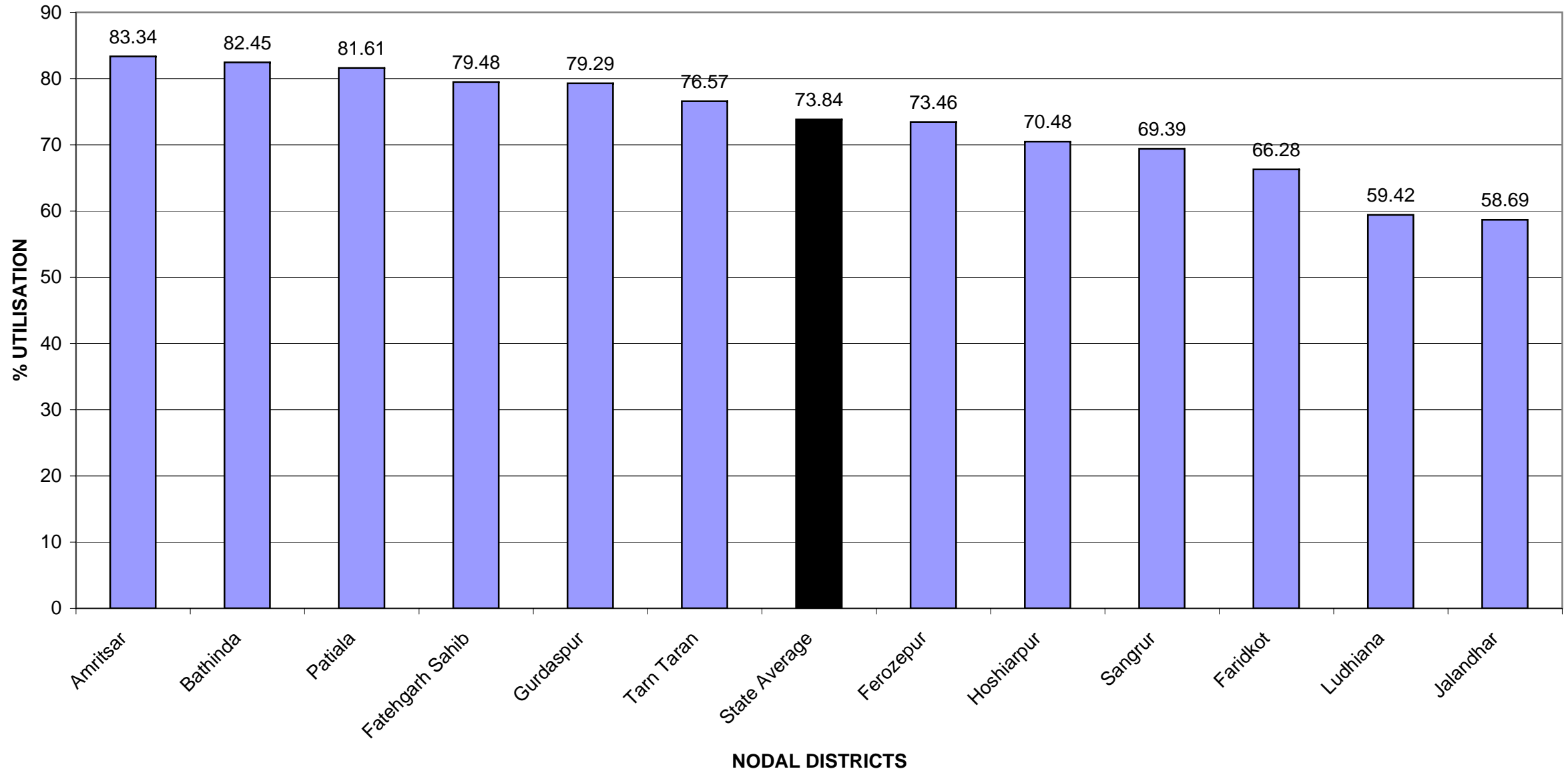


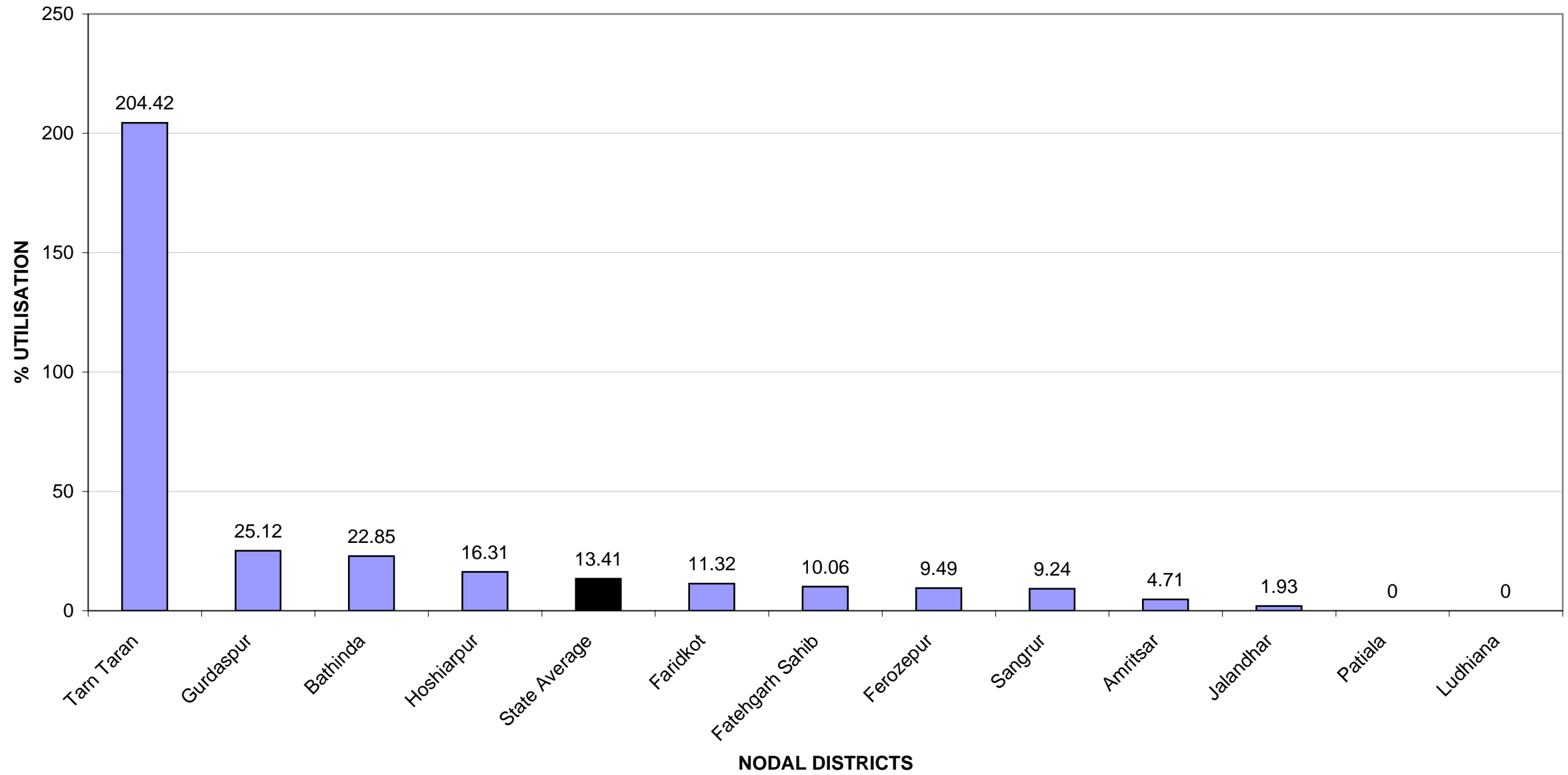
ITEM 2.1 %AGE UTILISATION OF FUNDS UPTO 31-8-2007 SITTING/EX MPs BOTH LS AND RS SINCE INCEPTION (1993-1994)



ITEM 5.1 (A) %AGE UTILISATION OF FUNDS **UPTO 31-8-2007** NODAL DISTRICT WISE- FOR SITTING MPs BOTH LS AND RS



ITEM 5.1(B)%AGE UTILISATION OF FUNDS DURING Aug.2007-NODAL DISTRICT WISE-FOR SITTING MPs BOTH LS AND RS



SN	Constituency	Installments not released by Govt. of India			Reasons of non-release			
		2006-07 (IInd)	2007-08 (Ist)	2007-08 (IIInd)	Unsanctioned balance >50 lakh	Unspent Balance >100 lakh	UC pending	Audit certificate pending
1	Amritsar	1	1	1	No	No	2005-06 2006-07	2004-05 2005-06
2	Bathinda			1	No	Yes	2006-07	2005-06
3	Faridkot	1	1	1	Yes	Yes	2005-06 2006-07	2004-05 2005-06
4	Ferozepur			1	Yes	Yes	2006-07	2005-06
5	Gurdaspur			1	Yes	Yes	2006-07	2005-06
6	Hoshiarpur			1	Yes	Yes		
7	Jalandhar	1	1	1	Yes	Yes	2005-06 2006-07	2004-05 2005-06
8	Ludhiana			1	Yes	Yes	2006-07	2005-06
9	Patiala			1	Yes	Yes	2006-07	2005-06
10	Phyllaur	1	1	1	No	Yes	2005-06 2006-07	2004-05 2005-06
11	Ropar			1	No	Yes	2006-07	2005-06
12	Sangrur			1	Yes	Yes	2006-07	2005-06
13	Tarn Taran		1	1	No	Yes	2005-06 2006-07	2004-05 2005-06
	Total	4	5	13				

SN.	Name - Rajya Sabha MP	Installments not released by Govt. of India							Reasons of non-release			
		2004-05 (IInd)	2005-06 (Ist)	2005-06 (IInd)	2006-07 (Ist)	2006-07 (IInd)	2007-08 (Ist)	2007-08 (IInd)	Unsanctioned balance >50 lakh	Unspent Balance >100 lakh	UC pending	Audit certificate pending
1	Sh. Rajmohinder Singh (Amritsar)						1	1	No	Yes	2005-06 2006-07	2004-05 2005-06
2	Sh. Ashwani Kumar (Gurdaspur)	1	1	1	1	1	1	1	No	No	2003-04 2004-05 2005-06 2006-07	2002-03 2003-04 2004-05 2005-06
3	Smt.Ambika Soni (Hoshiarpur)							1	Yes	Yes		
4	Sh.Varinder Singh Bajwa (Hoshiarpur)							1	Yes	Yes		
5	Sh. Dharam Pal Sabarwal (Hoshiarpur)					1	1	1	Yes	Yes		
6	Sh. Naresh Gujral, (Jalandhar)					1*		1	Yes	Yes	2005-06 2006-07	2004-05 2005-06
7	Sh. Manohar Singh Gill (Taran Tarn)							1	Yes	Yes	2006-07	2005-06
	Total	1	1	1	1	3	2	7				

*This instalment is pending in respect of late Smt. Sukhbans Kaur Bhinder MP(RS)in whose place Sh. Naresh Gujral has been elected.

SN	Nodal District	Funds available					Actual Expenditure					Unutilised funds (Col 7 - Col 12)	% age utilisation of funds Col.(12/7)	Rank
		Sitting Lok Sabha	Sitting Rajya Sabha	Previous Lok Sabha	Retired Rajya Sabha	Total	Sitting Lok Sabha	Sitting Rajya Sabha	Previous Lok Sabha	Retired Rajya Sabha	Total			
1	2	3	4	5	6	7	8	9	10	11	12	13	14	15
1	Amritsar	1383.32	539.98	3026.03	500.46	5449.79	1175.50	427.34	3023.53	500.46	5126.83	<u>322.96</u>	94.07	5
2	Bathinda	720.47	0.00	1618.61	0.00	2339.08	594.01	0.00	1618.61	0.00	2212.62	126.46	94.59	4
3	Faridkot	775.47	0.00	1411.06	660.31	2846.84	513.99	0.00	1348.31	648.30	2510.60	<u>336.24</u>	88.19	12
4	Ferozepur	711.86	0.00	1624.20	395.00	2731.06	522.96	0.00	1619.94	395.00	2537.90	193.16	92.93	7
5	Gurdaspur	789.90	1115.95	1549.09	203.11	3658.05	564.62	946.56	1549.09	203.11	3263.38	<u>394.67</u>	89.21	11
6	Hoshiarpur	734.83	1961.88	1609.62	0.00	4306.33	477.74	1422.77	1607.71	0.00	3508.22	<u>798.11</u>	81.47	13
7	Jalandhar	1126.01	0.00	3168.62	1016.95	5311.58	660.82	0.00	3104.58	1014.95	4780.35	<u>531.23</u>	90.00	10
8	Ludhiana	729.64	0.00	1654.29	1951.75	4335.68	433.58	0.00	1612.34	1919.57	3965.49	<u>370.19</u>	91.46	9
9	Patiala	706.17	0.00	1625.10	1974.33	4305.60	576.34	0.00	1625.10	1962.08	4163.52	142.08	96.70	3
10	Sangrur	708.94	0.00	1631.62	1254.02	3594.58	491.94	0.00	1631.62	1254.02	3377.58	217.00	93.96	6
11	Fatehgarh Sahib	640.03	0.00	1640.92	1204.01	3484.96	508.69	0.00	1552.12	1167.14	3227.95	<u>257.01</u>	92.63	8
12	Mansa	0.00	0.00	0.00	806.16	806.16	0.00	0.00	0.00	806.16	806.16	0.00	100.00	1
13	Mukatsar	0.00	0.00	0.00	830.98	830.98	0.00	0.00	0.00	813.55	813.55	17.43	97.90	2
14	Tarn Taran	0.00	733.81	0.00	0.00	733.81	0.00	561.90	0.00	0.00	561.90	171.91	76.57	14
	Total	9026.64	4351.62	20559.16	10797.08	44734.50	6520.19	3358.57	20292.95	10684.34	40856.05	3878.45	91.33	

SN.	Nodal District	Works Sanctioned					Works Completed					Pending Works (col.7-12)	%age of works completed Col.(12/7)	Rank
		Sitting Lok Sabha	Sitting Rajya Sabha	Previous Lok Sabha	Retd. Rajya Sabha	Total	Sitting Lok Sabha	Sitting Rajya Sabha	Previous Lok Sabha	Retd. Rajya Sabha	Total			
1	2	3	4	5	6	7	8	9	10	11	12	13	14	15
1	Amritsar	1141	324	3581	308	5354	446	130	3577	308	4461	893	83.32	13
2	Bathinda	720	0	2110	0	2830	391	0	2110	0	2501	329	88.37	8
3	Faridkot	768	0	3447	254	4469	493	0	3371	246	4110	359	91.97	5
4	Ferozepur	417	0	1832	134	2383	359	0	1831	134	2324	59	97.52	2
5	Gurdaspur	707	937	1882	206	3732	487	711	1882	206	3286	446	88.05	9
6	Hoshiarpur	926	987	3840	0	5753	557	543	3830	0	4930	823	85.69	12
7	Jalandhar	1098	0	6542	717	8357	445	0	6436	714	7595	762	90.88	6
8	Ludhiana	629	0	1682	763	3074	313	0	1636	753	2702	372	87.90	10
9	Patiala	246	0	1888	2081	4215	131	0	1888	2064	4083	132	96.87	3
10	Sangrur	822	0	2471	1268	4561	466	0	2471	1202	4139	422	90.75	7
11	Fatehgarh Sahib	1106	0	3435	1669	6210	495	0	3332	1604	5431	779	87.46	11
12	Mansa	0	0	0	983	983	0	0	0	983	983	0	100.00	1
13	Mukatsar	0	0	0	739	739	0	0	0	713	713	26	96.48	4
14	TarnTaran	0	260	0	0	260	0	114	0	0	114	146	43.85	14
Total		8580	2508	32710	9122	52920	4583	1498	32364	8927	47372	5548	89.52	

SN	Nodal District	Total Funds available	Funds sanctioned	Actual Expenditure	Unutilised/ Unspent Balance (col.3 -col.5)	%age utilisation over funds available (col.5 over col.3)
<i>1</i>	<i>2</i>	<i>3</i>	<i>4</i>	<i>5</i>	<i>6</i>	<i>7</i>
<i>1</i>	<i>Amritsar</i>	<i>3026.03</i>	<i>3026.03</i>	<i>3023.53</i>	<i>2.50</i>	<i>99.92</i>
1.1	Amritsar Constituency	1412.01	1412.01	1411.51	0.50	99.96
1.2	Taran Tarn Constituency	1614.02	1614.02	1612.02	2.00	99.88
2	Bathinda	1618.61	1618.61	1618.61	0.00	100.00
3	Faridkot	1411.06	1386.85	1348.31	62.75	95.55
4	Ferozepur	1624.20	1621.44	1619.94	4.26	99.74
5	Gurdaspur	1549.09	1549.09	1549.09	0.00	100.00
6	Hoshiarpur	1609.62	1609.62	1607.71	1.91	99.88
<i>7</i>	<i>Jalandhar</i>	<i>3168.62</i>	<i>3168.62</i>	<i>3104.58</i>	<i>64.04</i>	<i>97.98</i>
7.1	Jalandhar Constituency	1592.88	1592.88	1581.58	11.30	99.29
7.2	Phillaur Constituency	1575.74	1575.74	1523.00	52.74	96.65
8	Ludhiana	1654.29	1654.29	1612.34	41.95	97.46
9	Patiala	1625.10	1625.10	1625.10	0.00	100.00
10	Ropar	1640.92	1630.70	1552.12	88.80	94.59
11	Sangrur	1631.62	1631.62	1631.62	0.00	100.00
	Grand Total	20559.16	20521.97	20292.95	266.21	98.71

SN	Nodal District	Works sanctioned		Works completed		Works under progress		UC's received	
		No.	Cost	No.	Cost	No.	Cost	No.	Cost
1	2	3	4	5	6	7	8	9	10
1	Amritsar	3581	3026.03	3577	3023.53	4	2.50	3577	3023.53
1.1	Amritsar Constituency	1557	1412.01	1556	1411.51	1	0.50	1556	1411.51
1.2	Taran Tarn	2024	1614.02	2021	1612.02	3	2.00	2021	1612.02
2	Bathinda	2110	1618.61	2110	1618.61	0	0.00	2110	1618.61
3	Faridkot *	3447	1386.85	3371	1341.97	76	44.88	3371	1341.97
4	Ferozepur	1832	1621.44	1831	1619.44	1	2.00	1786	1568.38
5	Gurdaspur	1882	1549.09	1882	1549.09	0	0.00	1760	1451.36
6	Hoshiarpur	3840	1609.62	3830	1598.95	10	10.67	3830	1598.95
7	Jalandhar	6542	3168.62	6436	3104.58	106	64.04	6436	3104.58
7.1	Jalandhar Constituency	2489	1592.88	2471	1581.58	18	11.30	2471	1581.58
7.2	Phillaur Constituency	4053	1575.74	3965	1523.00	88	52.74	3965	1523.00
8	Ludhiana	1682	1654.29	1636	1612.34	46	41.95	1636	1612.34
9	Patiala	1888	1625.10	1888	1625.10	0	0.00	1888	1625.10
10	Ropar	3435	1630.70	3332	1535.18	103	95.52	3332	1535.18
11	Sangrur	2471	1631.62	2471	1631.62	0	0	2471	1631.62
	Grand Total	32710	20521.97	32364	20260.41	346	261.56	32197	20111.62

* Including Rs. 22.88 Lakh received back unutilised for 22 works.

SN	Nodal District	Total Funds Recd by the MP	Funds distributed to successor MPs	Funds to be distributed	Total Funds Sanctioned by the MP Col. {3-(4+5)}	Actual Exp.	Unspent Balance Col.(6-7)	%age utilisation over funds available Col. (7/6)
1	2	3	4	5	6	7	8	9
1	Amritsar - Sh.Raj Mohinder Singh	500.46	0.00	0.00	500.46	500.46	0.00	100.00
2	Jalandhar							
2.1	Sh. Balbir Singh	438.80	55.04	0.00	383.76	381.76	2.00	99.48
2.2	Sh. Iqbal Singh	340.94	59.72	0.07	281.15	281.15	0.00	100.00
2.3	Sh. Barjinder Singh Hamdard	354.38	2.34	0.00	352.04	352.04	0.00	100.00
	Total	1134.12	117.10	0.07	1016.95	1014.95	2.00	99.80
3	Ludhiana							
3.1	Sh. Jagir Singh Dard	426.18	23.18	0.00	403.00	399.61	3.39	99.16
3.2	Sh. Mohinder Singh Kalyan	489.97	36.97	0.00	453.00	447.00	6.00	98.68
3.3	Sh.Lajpat Rai	1218.34	122.59	0.00	1095.75	1072.96	22.79	97.92
	Total	2134.49	182.74	0.00	1951.75	1919.57	32.18	98.35
4	Patiala							
4.1	Sh. Vinod Sharma	414.26	16.34	0.00	397.92	395.92	2.00	99.50
4.2	Sh. Surinder Kumar Singla	389.46	38.59	0.00	350.87	350.87	0.00	100.00
4.3	Sh. Gurchran Singh Tohra	1250.60	23.13	1.93	1225.54	1215.29	10.25	99.16
	Total	2054.32	78.06	1.93	1974.33	1962.08	12.25	99.38
5	Ferozepur - Sh. Virendera Kataria	395.00	0.00	0.00	395.00	395.00	0.00	100.00

SN	Nodal District	Total Funds Recd by the MP	Funds distributed to successor MPs	Funds to be distributed	Total Funds Sanctioned by the MP Col. {3-(4+5)}	Actual Exp.	Unspent Balance Col.(6-7)	%age utilisation over funds available Col. (7/6)
<i>1</i>	<i>2</i>	<i>3</i>	<i>4</i>	<i>5</i>	<i>6</i>	<i>7</i>	<i>8</i>	<i>9</i>
6	Gurdaspur - Sh. Bhupinder Singh Mann	212.81	9.70	0.00	203.11	203.11	0.00	100.00
7	Mansa - Sh. Balwinder Singh Bhunder	847.15	40.99	0.00	806.16	806.16	0.00	100.00
8	Fatehgarh Sahib - Sh.Sukhdev Singh Libra	1257.05	48.28	4.76	1204.01	1167.14	36.87	96.94
9	Sangrur - Sh.Sukhdev Singh Dhindsa	1264.31	10.29	0.00	1254.02	1254.02	0.00	100.00
10	Faridkot - Smt.Gurcharan Kaur	679.80	19.47	0.02	660.31	648.30	12.01	98.18
11	Mukatsar - Sh.Sukhbir Singh Badal	850.00	0.00	19.02	830.98	813.55	17.43	97.90
Grand Total		11329.51	506.63	25.80	10797.08	10684.34	112.74	98.96

SN	Nodal District	Works sanctioned		Works completed		Works under progress		UC's received	
		No.	Cost	No.	Cost	No.	Cost	No.	Cost
<i>1</i>	<i>2</i>	<i>3</i>	<i>4</i>	<i>5</i>	<i>6</i>	<i>7</i>	<i>8</i>	<i>9</i>	<i>10</i>
1	Amritsar- Sh.Raj Mohinder Singh	308	500.46	308	500.46	0	0.00	308	500.46
2	Jalandhar								
2.1	Sh. Balbir Singh	301	383.76	298	381.76	3	2.00	298	381.76
2.2	Sh. Iqbal Singh	187	281.15	187	281.15	0	0.00	187	276.15
2.3	Sh. Barjinder Singh Hamdard	229	352.04	229	352.04	0	0.00	229	352.04
	Total	717	1016.95	714	1014.95	3	2.00	714	1009.95
3	Ludhiana								
3.1	Sh. Jagir Singh Dard	290	403.00	286	399.61	4	3.39	286	399.61
3.2	Sh. Mohinder Singh Kalyan	153	453.00	151	447.00	2	6.00	151	447.00
3.3	Sh.Lajpat Rai	320	1095.75	316	1072.96	4	22.79	316	1072.96
	Total	763	1951.75	753	1919.57	10	32.18	753	1919.57
4	Patiala								
4.1	Sh. Vinod Sharma	259	397.92	258	395.92	1	2.00	258	395.92
4.2	Sh. Surinder Kumar Singla	404	350.87	404	350.87	0	0.00	404	350.87
4.3	Sh. Gurchran Singh Tohra	1418	1225.54	1402	1215.29	16	10.25	1402	1215.29
	Total	2081	1974.33	2064	1962.08	17	12.25	2064	1962.08

SN	Nodal District	Works sanctioned		Works completed		Works under progress		UC's received	
		No.	Cost	No.	Cost	No.	Cost	No.	Cost
1	2	3	4	5	6	7	8	9	10
5	Ferozepur - Sh. Virendera Kataria	134	395.00	134	395.00	0	0.00	134	395.00
6	Gurdaspur - Sh. Bhupinder Singh Mann	206	203.11	206	203.11	0	0.00	206	203.11
7	Mansa - Sh. Balwinder Singh Bhunder	983	806.16	983	806.16	0	0.00	960	790.46
8	Fatehgarh Sahib - Sh.Sukhdev Singh Libra	1669	1204.01	1604	1156.36	65	47.65	1130	802.36
9	Sangrur* - Sh.Sukhdev Singh Dhindsa	1268	1254.02	1202	1254.02	66	0.00	1202	1254.02
10	Faridkot - Smt.Gurcharan Kaur	254	660.31	246	648.30	8	12.01	246	648.30
11	Mukatsar - Sh.Sukhbir Singh Badal	739	830.98	713	813.55	26	17.43	713	813.55
	Grand Total	9122	10797.08	8927	10673.56	195	123.52	8430	10298.86

* 66 works discontinued of Rs.73.02 lac

SN	Nodal District	Total Fund available	Sanction				Actual Expenditure				Unsanctioned/Unspent			Performance During August,2007	
			Upto previous month 31/7/07	During current month 31/8/07 Col (6-4)	Upto current month 31/8/07	% age of funds sanctioned Col (6/3)	Upto previous month 31/7/07	During current month 31/8//07 Col(10-8)	Upto current month (31/8/07)	%age utilisation - Col(10/3)	Unsanctioned Balance - Col (3-6)	Total Unspent Balance Col (3-10)	Unspent with the Executing Agencies as on 31/8/2007 - Col (13-12) =(6-10)	Unspent with the Executing Agencies as on 31/7/07 - Col (14+9-5) =(4-8)	%age of Funds spent during Aug. 07 - Col (9/15)
1	2	3	4	5	6	7	8	9	10	11	12	13	14	15	16
	Amritsar														
1	Sh.Navjot Singh Sidhu, LS (Amritsar)	718.45	714.39	1.00	715.39	99.57	627.30	3.93	631.23	87.86	3.06	87.22	84.16	87.09	4.51
2	Dr.Rattan Singh Ajnala,LS (Tarn Taran)	664.87	627.53	0.00	627.53	94.38	542.95	1.32	544.27	81.86	37.34	120.60	83.26	84.58	1.56
3	Sh.Rajmohinder Singh, RS	539.98	494.03	2.83	496.86	92.01	421.08	6.26	427.34	79.14	43.12	112.64	69.52	72.95	8.58
	<i>Total</i>	<i>1923.30</i>	<i>1835.95</i>	<i>3.83</i>	<i>1839.78</i>	<i>95.66</i>	<i>1591.33</i>	<i>11.51</i>	<i>1602.84</i>	<i>83.34</i>	<i>83.52</i>	<i>320.46</i>	<i>236.94</i>	<i>244.62</i>	<i>4.71</i>
4	Bathinda-Smt. Paramjit Kaur, LS	720.47	664.91	6.81	671.72	93.23	573.01	21.00	594.01	<u>82.45</u>	48.75	126.46	77.71	91.90	22.85
5	Faridkot-Sh. Sukhbir Singh Badal, LS	775.47	611.24	3.85	615.09	79.32	501.57	12.42	513.99	<u>66.28</u>	160.38	261.48	101.10	109.67	11.32
6	Ferozepur-Sh. Zora Singh Mann, LS	711.86	586.41	0.00	586.41	82.38	516.31	6.65	522.96	73.46	125.45	188.90	63.45	70.10	9.49
	Gurdaspur														
7	Sh. Vinod Khanna, LS	789.90	627.61	12.50	640.11	81.04	554.57	10.05	564.62	71.48	149.79	225.28	75.49	73.04	13.76
8	Smt. Sukhbans Kaur Bhinder,RS	557.66	542.94	4.46	547.40	98.16	439.15	27.46	466.61	83.67	10.26	91.05	80.79	103.79	26.46
9	Sh.Ashwani Kumar, RS	558.29	529.26	18.00	547.26	98.02	454.17	25.78	479.95	85.97	11.03	78.34	67.31	75.09	34.33
	<i>Total</i>	<i>1905.85</i>	<i>1699.81</i>	<i>34.96</i>	<i>1734.77</i>	<i>91.02</i>	<i>1447.89</i>	<i>63.29</i>	<i>1511.18</i>	<i>79.29</i>	<i>171.08</i>	<i>394.67</i>	<i>223.59</i>	<i>251.92</i>	<i>25.12</i>

SN	Nodal District	Total Fund available	Sanction				Actual Expenditure				Unsanctioned/Unspent			Performance During August,2007	
			Upto previous month 31/7/07	During current month 31/8/07 Col (6-4)	Upto current month 31/8/07	% age of funds sanctioned Col (6/3)	Upto previous month 31/7/07	During current month 31/8//07 Col(10-8)	Upto current month (31/8/07)	%age utilisation - Col(10/3)	Unsanctioned Balance - Col (3-6)	Total Unspent Balance Col (3-10)	Unspent with the Executing Agencies as on 31/8/2007 - Col (13-12) =(6-10)	Unspent with the Executing Agencies as on 31/7/07 - Col (14+9-5) =(4-8)	%age of Funds spent during Aug. 07 - Col (9/15)
1	2	3	4	5	6	7	8	9	10	11	12	13	14	15	16
	Hoshiarpur														
10	Sh.Avinash Rai Khanna, LS	734.83	521.67	0.50	522.17	71.06	463.74	14.00	477.74	65.01	212.66	257.09	44.43	57.93	24.17
11	Sh. Dharampal Sabharwal, RS	559.15	394.17	0.00	394.17	70.49	363.25	6.00	369.25	66.04	164.98	189.90	24.92	30.92	19.40
12	Smt. Ambika Soni, RS	651.07	512.33	0.00	512.33	78.69	448.11	9.20	457.31	70.24	138.74	193.76	55.02	64.22	14.33
13	Sh.Varinder Singh Bajwa, RS	751.66	678.54	17.98	696.52	92.66	585.21	11.00	596.21	79.32	55.14	155.45	100.31	93.33	11.79
	<i>Total</i>	<i>2696.71</i>	<i>2106.71</i>	<i>18.48</i>	<i>2125.19</i>	<i>78.81</i>	<i>1860.31</i>	<i>40.20</i>	<i>1900.51</i>	<i>70.48</i>	<i>571.52</i>	<i>796.20</i>	<i>224.68</i>	<i>246.40</i>	<i>16.31</i>
	Jalandhar														
14	Sh.RanaGurjit Singh,LS (Jalandhar)	547.73	455.95	0.00	455.95	83.24	329.02	0.78	329.80	60.21	91.78	217.93	126.15	126.93	0.61
15	Sh. Charanjit Singh Attwal, LS (Phillaur)	578.28	492.21	73.22	565.43	97.78	326.15	4.87	331.02	57.24	12.85	247.26	234.41	166.06	2.93
	<i>Total</i>	<i>1126.01</i>	<i>948.16</i>	<i>73.22</i>	<i>1021.38</i>	<i>90.71</i>	<i>655.17</i>	<i>5.65</i>	<i>660.82</i>	<i>58.69</i>	<i>104.63</i>	<i>465.19</i>	<i>360.56</i>	<i>292.99</i>	<i>1.93</i>

SN	Nodal District	Total Fund available	Sanction				Actual Expenditure				Unsanctioned/Unspent			Performance During August,2007	
			Upto previous month 31/7/07	During current month 31/8/07 Col (6-4)	Upto current month 31/8/07	% age of funds sanctioned Col (6/3)	Upto previous month 31/7/07	During current month 31/8//07 Col(10-8)	Upto current month (31/8/07)	%age utilisation - Col(10/3)	Unsanctioned Balance - Col (3-6)	Total Unspent Balance Col (3-10)	Unspent with the Executing Agencies as on 31/8/2007 - Col (13-12) =(6-10)	Unspent with the Executing Agencies as on 31/7/07 - Col (14+9-5) =(4-8)	%age of Funds spent during Aug. 07 - Col (9/15)
1	2	3	4	5	6	7	8	9	10	11	12	13	14	15	16
16	Ludhiana-Sh. Sharanjit Singh Dhillon, LS	729.64	561.41	90.00	651.41	89.28	433.58	0.00	433.58	59.42	78.23	296.06	217.83	127.83	0.00
17	Patiala-Smt. Preneet Kaur, LS	706.17	583.30	0.00	583.30	82.60	576.34	0.00	576.34	81.61	122.87	129.83	6.96	6.96	0.00
18	Sangrur-Sh. Sukhdev Singh Dhindsa, LS	708.94	574.37	0.62	574.99	81.11	483.55	8.39	491.94	69.39	133.95	217.00	83.05	90.82	9.24
19	Fatehgarh Sahib-Sh. Sukhdev Singh Libra, LS(Ropar)	640.03	606.54	8.55	615.09	96.10	497.74	10.95	508.69	79.48	24.94	131.34	106.40	108.80	10.06
20	Taran Tarn-Sh.Manohar Singh Gill, RS	733.81	539.95	92.50	632.45	86.19	518.93	42.97	561.90	76.57	101.36	171.91	70.55	21.02	204.42
Grand Total		13378.26	11318.76	332.82	11651.58	87.09	9655.73	223.03	9878.76	73.84	1726.68	3499.50	1772.82	1663.03	13.41

SN	Nodal District	Works sanctioned		Works completed		Works under progress		UC's received	
		No.	Cost	No.	Cost	No.	Cost	No.	Cost
1	2	3	4	5	6	7	8	9	10
1	Amritsar								
1.1	Sh.Navjot Singh Sidhu, LS (Amritsar)	564	715.39	262	424.30	302	291.09	262	424.30
1.2	Dr.Rattan Singh Ajnala,LS	577	627.53	184	236.54	393	390.99	184	236.54
1.3	Sh.Rajmohinder Singh, RS	324	496.86	130	220.73	194	276.13	130	220.73
Total		1465	1839.78	576	881.57	889	958.21	576	881.57
2	Bathinda- Smt. Paramjit Kaur, LS	720	671.72	391	385.56	329	286.16	391	385.56
3	Faridkot- Sh. Sukhbir Singh Baddal, LS	768	615.09	493	411.32	275	203.77	493	411.32
4	Ferozepur- Sh. Zora Singh Mann, LS	417	586.41	359	480.41	58	106.00	262	362.09
5	Gurdaspur								
5.1	Sh. Vinod Khanna, LS	707	640.11	487	421.27	220	218.84	283	207.10
5.2	Smt. Sukhbans Kaur Bhinder,RS	497	547.4	335	357.53	162	189.87	137	191.80
5.3	Sh. Ashwani Kumar,RS	440	547.26	376	413.26	64	134.00	211	282.75
Total		1644	1734.77	1198	1192.06	446	542.71	631	681.65
6	Hoshiarpur								
6.1	Sh.Avinash Rai Khanna, LS	926	522.17	557	377.74	369	144.43	557	377.74
6.2	Sh. Dharampal Sabharwal, RS	71	394.17	32	183.86	39	210.31	32	183.86
6.3	Smt. Ambika Soni, RS	268	512.33	121	324.21	147	188.12	121	324.21
6.4	Sh.Varinder Singh Bajwa, RS	648	696.52	390	413.48	258	283.04	390	413.48
Total		1913	2125.19	1100	1299.29	813	825.90	1100	1299.29

SN	Nodal District	Works sanctioned		Works completed		Works under progress		UC's received	
		No.	Cost	No.	Cost	No.	Cost	No.	Cost
1	2	3	4	5	6	7	8	9	10
7	Jalandhar								
7.1	Sh.RanaGurjit Singh,LS (Jalandhar)	347	455.95	130	189.31	217	266.64	130	189.31
7.2	Sh. Charanjit Singh Attwal, LS (Phillaur)	751	565.43	315	224.69	436	340.74	315	224.29
Total		1098	1021.38	445	414	653	607.38	445	413.60
8	Ludhiana -Sh. Sharanjit Singh Dhillon, LS	629	651.41	313	289.38	316	362.03	313	289.38
9	Patiala -Smt. Preneet Kaur, LS	246	583.30	131	333.69	115	249.61	131	333.69
10	Sangrur -Sh. Sukhdev Singh Dhindsa, LS	822	574.99	466	330.12	356	244.87	466	330.12
11	Fatehgarh Sahib -Sh. Sukhdev Singh Libra, LS(Ropar)	1106	615.09	495	292.89	611	322.20	495	292.89
12	Tarn Taran -Sh.Manohar Singh Gill, RS	260	632.45	114	381.45	146	251.00	114	381.45
Grand Total		11088	11651.58	6081	6691.74	5007	4959.84	5417	6062.61

SN	Nodal District	Actual Works		Works Uploaded Out of col. 3	%age of Works Uploaded (col. 5/3)	Complete works placed on website out of col. 4	%age of complete works placed on website(col.7/4)
		Sanctioned	Completed				
1	2	3	4	5	6	7	8
1	Muktsar	739	713	739	100.00	709	99.44
2	Sangrur	4561	4139	4507	98.82	4078	98.53
3	Faridkot	4469	4110	4448	99.53	3644	88.66
4	Mansa	983	983	981	99.80	981	99.80
5	Bathinda	2830	2501	2830	100.00	2493	99.68
6	Hoshiarpur	5753	4930	5732	99.63	4930	100.00
7	Amritsar	5354	4461	5234	97.76	4228	94.78
8	Firozpur	2383	2324	2339	98.15	2299	98.92
9	Fatehgarh Sahib(Ropar)	6210	5431	5890	94.85	4735	87.18
10	Jalandhar	8357	7595	8134	97.33	7431	97.84
11	Gurdaspur	3732	3286	3458	92.66	3182	96.84
12	Ludhiana	3074	2702	2535	82.47	1714	63.43
13	Patiala	4215	4083	3792	89.96	3553	87.02
14	Taran Tarn	260	114	220	84.62	112	98.25
	Total	52920	47372	50839	96.07	44089	93.07

Sr. No.	District	Actual Works		Works Uploaded							
		Sanctioned	Completed	Completed	Ongoing	Yet Not Started	Discontinued	Delayed	Total Works Placed on Website (5+6+7+8)	% of Works Placed on Website (10/3)	% of Completed Works on Website (5/4)
1	2	3	4	5	6	7	8	9	10	11	12
	Amritsar										
1	Sh.Navjot Singh Sidhu, LS (Amritsar)	564	262	203	322	34	1	0	560	99.29	77.48
2	Dr.Rattan Singh Ajnala,LS (Taran Tarn)	577	184	171	381	24	1	0	577	100.00	92.93
3	Sh.Rajmohinder Singh, RS	324	130	95	117	107	0	0	319	98.46	73.08
	<i>Total</i>	<i>1465</i>	<i>576</i>	<i>469</i>	<i>820</i>	<i>165</i>	<i>2</i>	<i>0</i>	<i>1456</i>	<i>99.39</i>	<i>81.42</i>
4	Bathinda - Smt. Paramjit Kaur, LS	720	391	383	179	144	14	4	720	100.00	97.95
5	Faridkot - Sh. Sukhbir Singh Baddal, LS	768	493	328	24	402	2	17	756	98.44	66.53
6	Ferozepur - Sh. Zora Singh Mann, LS	417	359	350	28	5	3	11	386	92.57	97.49
	Gurdaspur										
7	Sh. Vinod Khanna, LS	707	487	481	71	13	0	6	565	79.92	98.77
8	Smt. Sukhbans Kaur Bhinder,RS	497	335	306	170	8	0	3	484	97.38	91.34
9	Sh.Ashwani Kumar, RS	440	376	376	8	1	0	6	385	87.50	100.00
	<i>Total</i>	<i>1644</i>	<i>1198</i>	<i>1163</i>	<i>249</i>	<i>22</i>	<i>0</i>	<i>15</i>	<i>1434</i>	<i>87.23</i>	<i>97.08</i>
	Hoshiarpur										
10	Sh.Avinash Rai Khanna, LS	926	557	557	226	125	9	16	917	99.03	100.00
11	Sh. Dharampal Sabharwal, RS	71	32	32	10	29	0	-	71	100.00	100.00
12	Smt. Ambika Soni, RS	268	121	121	15	131	1	1	268	100.00	100.00
13	Sh.Varinder Singh Bajwa, RS	648	390	390	143	102	1	34	636	98.15	100.00
	<i>Total</i>	<i>1913</i>	<i>1100</i>	<i>1100</i>	<i>394</i>	<i>387</i>	<i>11</i>	<i>51</i>	<i>1892</i>	<i>98.90</i>	<i>100.00</i>

Sr. No.	District	Actual Works		Works Uploaded							
		Sanctioned	Completed	Completed	Ongoing	Yet Not Started	Discontinued	Delayed	Total Works Placed on Website (5+6+7+8)	% of Works Placed on Website (10/3)	% of Completed Works on Website (5/4)
1	2	3	4	5	6	7	8	9	10	11	12
	Jalandhar										
14	Sh.RanaGurjit Singh,LS (Jalandhar)	347	130	95	168	53	0	2	316	91.07	73.08
15	Sh. Charanjit Singh Attwal, LS (Phillaur)	751	315	273	180	189	6	4	648	86.28	86.67
	<i>Total</i>	<i>1098</i>	<i>445</i>	<i>368</i>	<i>348</i>	<i>242</i>	<i>6</i>	<i>6</i>	<i>964</i>	<i>87.80</i>	<i>82.70</i>
16	Ludhiana - Sh. Sharanjit Singh Dhillon, LS	629	313	241	0	294	0	0	535	85.06	77.00
17	Patiala - Smt. Preneet Kaur, LS	246	131	131	0	113	0	0	244	99.19	100.00
18	Sangrur - Sh. Sukhdev Singh Dhindsa, LS	822	466	421	0	347	0	127	768	93.43	90.34
19	Fatehgarh Sahib - Sh. Sukhdev Singh Libra, LS(Ropar)	1106	495	495	575	14	22	4	1106	100.00	100.00
20	Taran Tarn - Sh. Manohar Singh Gill, RS	260	114	112	108	0	0	0	220	84.62	98.25
	Total	11088	6081	5561	2725	2135	60	235	10481	94.53	91.45

Sr. No.	Constituency	Actual Works		Works Uploaded							
		Sanctioned	Completed	Completed	Ongoing	Yet Not Started	Discontinued	Delayed	Total Works Placed on Website (5+6+7+8)	% of Works Placed on Website (10/3)	% of Completed Works on Website (5/4)
1	2	3	4	5	6	7	8	9	10	11	12
1	Amritsar	324	324	324	0	0	0	0	324	100.00	100.00
2	Bathinda	402	402	402	0	0	0	0	402	100.00	100.00
3	Faridkot	981	981	981	0	0	0	0	981	100.00	100.00
4	Firozpur	477	477	473	0	0	0	2	473	99.16	99.16
5	Gurdaspur	331	331	331	0	0	0	0	331	100.00	100.00
6	Hoshiarpur	303	303	303	0	0	0	0	303	100.00	100.00
7	Jalandhar	422	422	421	0	1	0	0	422	100.00	99.76
8	Ludhiana	158	152	151	0	0	0	0	151	95.57	99.34
9	Patiala	155	155	143	0	0	0	1	143	92.26	92.26
10	Phillaur	645	645	630	0	15	0	61	645	100.00	97.67
11	Ropar	201	200	185	3	0	0	15	188	93.53	92.50
12	Sangrur	98	98	94	0	0	4	1	98	100.00	95.92
13	Taran Tarn	147	147	147	0	0	0	0	147	100.00	100.00
	Total	4644	4637	4585	3	16	4	80	4608	99.22	98.88

Sr. No.	Constituency	Actual Works		Works Uploaded							
		Sanctioned	Completed	Completed	Ongoing	Yet Not Started	Discontinued	Delayed	Total Works Placed on Website (5+6+7+8)	% of Works Placed on Website (10/3)	% of Completed Works on Website (5/4)
1	2	3	4	5	6	7	8	9	10	11	12
1	Amritsar	138	138	138	0	0	0	0	138	100.00	100.00
2	Bathinda	136	136	136	0	0	0	0	136	100.00	100.00
3	Faridkot	398	398	389	0	0	0	0	389	97.74	97.74
4	Firozpur	218	217	217	0	1	0	2	218	100.00	100.00
5	Gurdaspur	184	184	184	0	0	0	0	184	100.00	100.00
6	Hoshiarpur	328	328	328	0	0	0	0	328	100.00	100.00
7	Jalandhar	184	177	177	0	7	0	57	184	100.00	100.00
8	Ludhiana	190	190	188	0	0	0	0	188	98.95	98.95
9	Patiala	319	319	237	0	0	0	1	237	74.29	74.29
10	Phillaur	710	710	667	0	4	1	93	672	94.65	93.94
11	Ropar	403	403	335	0	0	0	0	335	83.13	83.13
12	Sangrur	291	291	285	0	0	6	1	291	100.00	97.94
13	Taran Tarn	521	521	504	0	0	0	0	504	96.74	96.74
	Total	4020	4012	3785	0	12	7	154	3804	94.63	94.34

Sr. No.	Constituency	Actual Works		Works Uploaded							
		Sanctioned	Completed	Completed	Ongoing	Yet Not Started	Discontinued	Delayed	Total Works Placed on Website (5+6+7+8)	% of Works Placed on Website (10/3)	% of Completed Works on Website (5/4)
1	2	3	4	5	6	7	8	9	10	11	12
1	Amritsar	49	49	49	0	0	0	0	49	100.00	100.00
2	Bathinda	238	238	238	0	0	0	0	238	100.00	100.00
3	Faridkot	285	285	285	0	0	0	0	285	100.00	100.00
4	Ferozepur	90	90	90	0	0	0	0	90	100.00	100.00
5	Gurdaspur	216	216	211	5	0	0	0	216	100.00	97.69
6	Hoshiarpur	289	289	289	0	0	0	0	289	100.00	100.00
7	Jalandhar	116	116	116	0	0	0	24	116	100.00	100.00
8	Ludhiana	71	71	71	0	0	0	0	71	100.00	100.00
9	Patiala	147	147	147	0	0	0	0	147	100.00	100.00
10	Phillaur	248	248	248	0	0	0	21	248	100.00	100.00
11	Ropar	270	270	234	0	36	0	0	270	100.00	86.67
12	Sangrur	234	234	230	0	0	4	0	234	100.00	98.29
13	Taran Tarn	192	192	192	0	0	0	0	192	100.00	100.00
	Total	2445	2445	2400	5	36	4	45	2445	100.00	98.16

Sr. No.		Actual Works		Works Uploaded							
		Sanctioned	Completed	Completed	Ongoing	Yet Not Started	Discontinued	Delayed	Total Works Placed on Website (5+6+7+8)	% of Works Placed on Website (10/3)	% of Completed Works on Website (5/4)
1	2	3	4	5	6	7	8	9	10	11	12
1	Amritsar	1046	1045	944	0	7	1	0	952	91.01	90.33
2	Bathinda	1334	1334	1334	0	0	0	1	1334	100.00	100.00
3	Faridkot	1783	1707	1416	6	354	7	14	1783	100.00	82.95
4	Firozpur	1047	1046	1035	0	0	3	5	1038	99.14	98.95
5	Gurdaspur	1151	1151	1093	0	0	0	0	1093	94.96	94.96
6	Hoshiarpur	2920	2910	2910	3	6	1	350	2920	100.00	100.00
7	Jalandhar	1767	1756	1743	3	19	2	339	1767	100.00	99.26
8	Ludhiana	1263	1223	476	0	401	1	0	878	69.52	38.92
9	Patiala	1267	1267	832	0	109	0	116	941	74.27	65.67
10	Phillaur	2450	2362	2347	21	25	9	447	2402	98.04	99.36
11	Ropar	2561	2459	2355	148	21	37	32	2561	100.00	95.77
12	Sangrur	1848	1848	1848	0	0	0	12	1848	100.00	100.00
13	Taran Tarn	1164	1162	1153	0	11	0	0	1164	100.00	99.23
	Total	21601	21270	19486	181	953	61	1316	20681	95.74	91.61

Sr. No.	Constituency	Actual Works		Works Uploaded							
		Sanctioned	Completed	Completed	Ongoing	Yet Not Started	Discontinued	Delayed	Total Works Placed on Website (5+6+7+8)	% of Works Placed on Website (10/3)	% of Completed Works on Website (5/4)
1	2	3	4	5	6	7	8	9	10	11	12
1	Amritsar										
	Sh.Raj Mohinder Singh	308	308	308	0	0	0	0	308	100.00	100.00
2	Jalandhar										
2.1	Sh. Balbir Singh	301	298	298	0	0	0	118	298	99.00	100.00
2.2	Sh. Iqbal Singh	187	187	187	0	0	0	87	187	100.00	100.00
2.3	Sh. Barjinder Singh Hamdard	229	229	229	0	0	0	61	229	100.00	100.00
	<i>Total</i>	<i>717</i>	<i>714</i>	<i>714</i>	<i>0</i>	<i>0</i>	<i>0</i>	<i>266</i>	<i>714</i>	<i>99.58</i>	<i>100.00</i>
3	Ludhiana										
3.1	Sh. Jagir Singh Dard	290	286	286	0	4	0	0	290	100.00	100.00
3.2	Sh. Mohinder Singh Kalyan	153	151	146	0	3	0	0	149	97.39	96.69
3.3	Sh.Lajpat Rai	320	316	155	1	117	0	1	273	85.31	49.05
	<i>Total</i>	<i>763</i>	<i>753</i>	<i>587</i>	<i>1</i>	<i>124</i>	<i>0</i>	<i>1</i>	<i>712</i>	<i>93.32</i>	<i>77.95</i>
4	Patiala										
4.1	Sh. Vinod Sharma	259	258	257	1	0	0	2	258	99.61	99.61
4.2	Sh. Surinder Kumar Singla	404	404	404	0	0	0	7	404	100.00	100.00
4.3	Sh.Gurcharan Singh Tohra	1418	1402	1402	16	0	0	0	1418	100.00	100.00
	<i>Total</i>	<i>2081</i>	<i>2064</i>	<i>2063</i>	<i>17</i>	<i>0</i>	<i>0</i>	<i>9</i>	<i>2080</i>	<i>99.95</i>	<i>99.95</i>

Sr. No.	Constituency	Actual Works		Works Uploaded							
		Sanctioned	Completed	Completed	Ongoing	Yet Not Started	Discontinued	Delayed	Total Works Placed on Website (5+6+7+8)	% of Works Placed on Website (10/3)	% of Completed Works on Website (5/4)
1	2	3	4	5	6	7	8	9	10	11	12
5	Ferozepur										
	Sh. Virendera Kataria	134	134	134	0	0	0	1	134	100.00	100.00
6	Gurdaspur										
	Sh. Bhupinder Singh Mann	206	206	200	0	0	0	0	200	97.09	97.09
7	Mansa										
	Sh. Balwinder Singh Bhunder	983	983	981	0	0	0	6	981	99.80	99.80
8	Fatehgarh Sahib										
	Sh.Sukhdev Singh Libra	1669	1604	1131	49	236	14	11	1430	85.68	70.51
9	Sangrur										
	Sh.Sukhdev Singh Dhindsa	1268	1202	1200	0	0	68	3	1268	100.00	99.83
10	Faridkot										
	Smt.Gurcharan Kaur	254	246	245	2	5	2	1	254	100.00	99.59
11	Mukatsar										
	Sh.Sukhbir Singh Badal	739	713	709	0	29	1	0	739	100.00	99.44
Grand Total		9122	8927	8272	69	394	85	298	8820	96.69	92.66