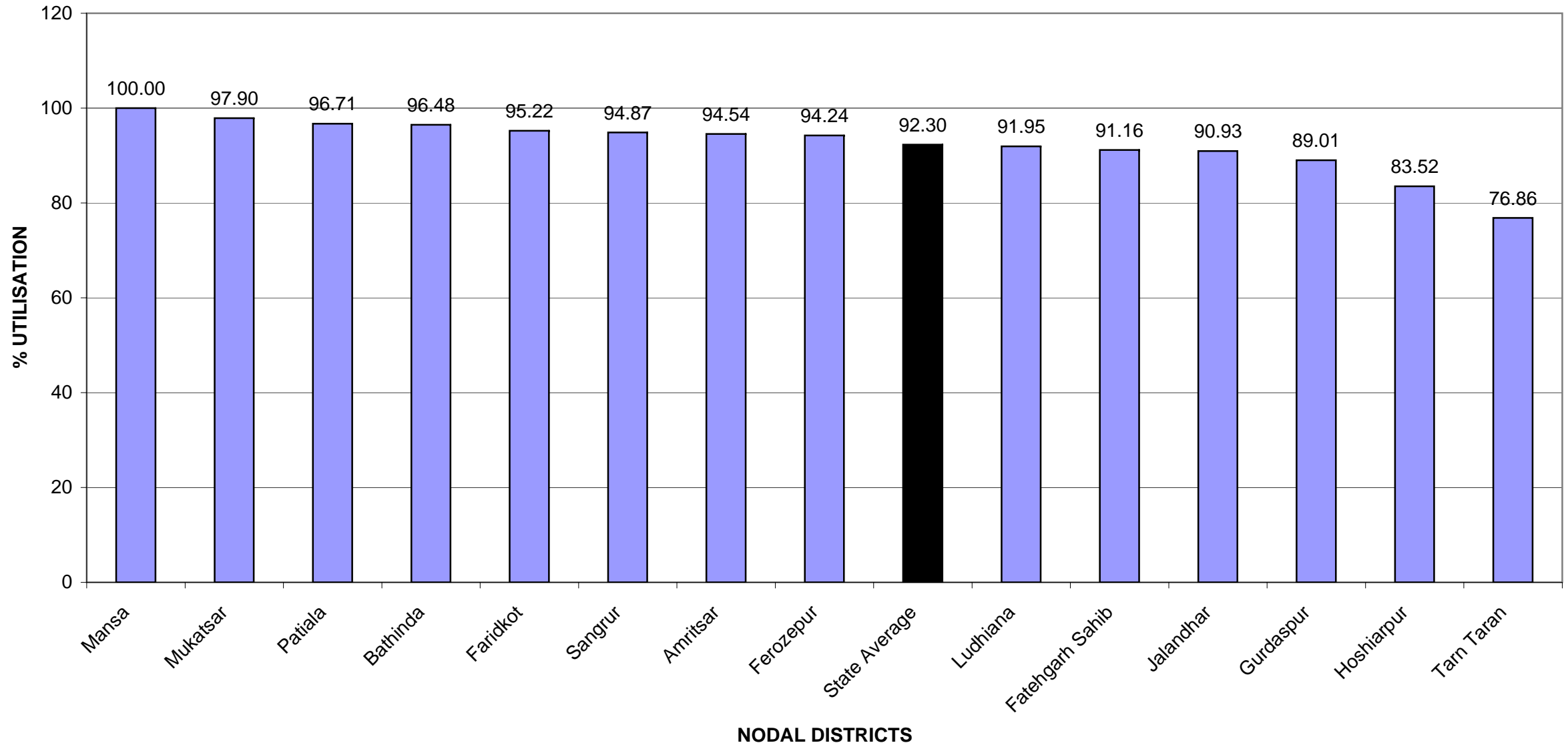
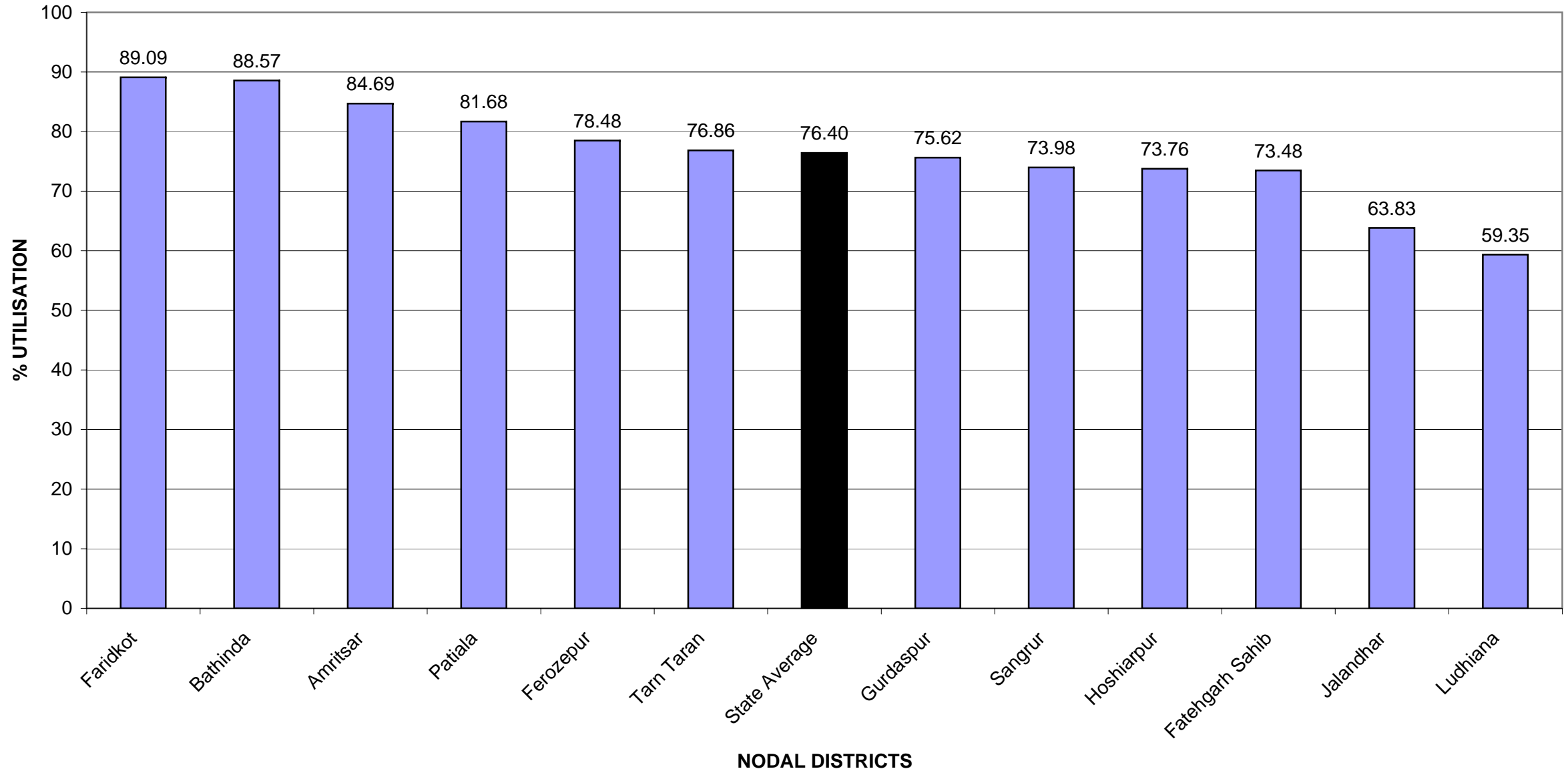


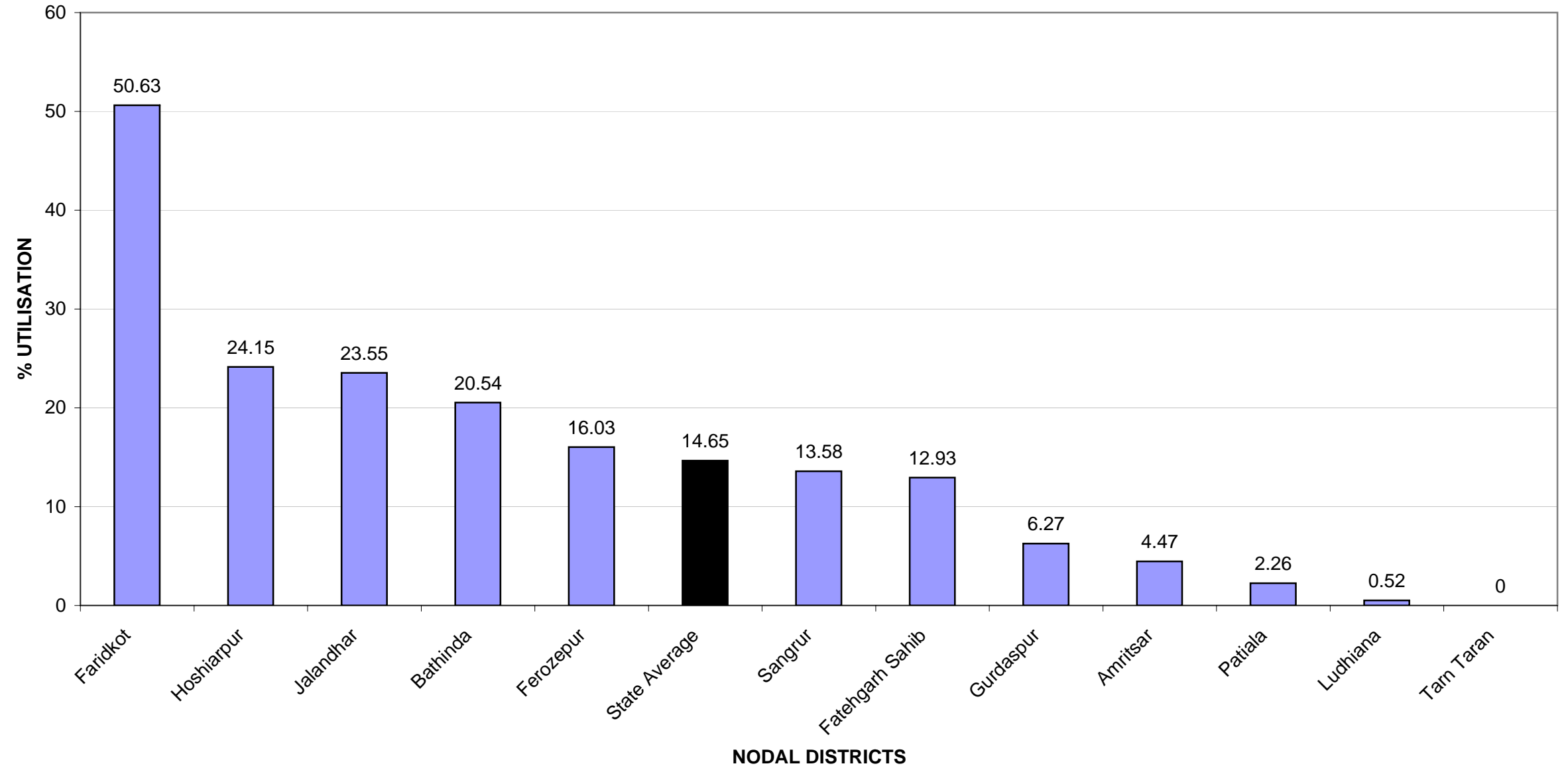
ITEM 2.1 %AGE UTILISATION OF FUNDS UPTO 31-10-2007 SITTING/EX MPs BOTH LS AND RS SINCE INCEPTION(1993-1994)



ITEM 5.1 (A) %AGE UTILISATION OF FUNDS UPTO 31-10-2007 NODAL DISTRICT WISE- FOR SITTING MPs BOTH LS AND RS



ITEM 5.1(B)%AGE UTILISATION OF FUNDS DURING Oct.2007-NODAL DISTRICT WISE-FOR SITTING MPs BOTH LS AND RS



SN	Constituency	Installments not released by Govt. of India			Reasons of non-release			
		2006-07 (IInd)	2007-08 (Ist)	2007-08 (IInd)	Unsanctioned balance >50 lakh	Unspent Balance >100 lakh	UC pending	Audit certificate pending
1	Amritsar			1	No	No	2006-07	2005-06
2	Faridkot			1	No	No	2006-07	2005-06
3	Ferozepur			1	No	Yes	2006-07	
4	Gurdaspur			1	Yes	Yes	2006-07	2005-06
5	Hoshiarpur			1	Yes	Yes		AC 2006-07 not in format
6	Jalandhar	1	1	1	Yes	Yes	2005-06 2006-07	2005-06
7	Ludhiana			1	No	Yes	2006-07	
8	Patiala			1	Yes	Yes	2006-07	2005-06
9	Phillaur	1	1	1	No	Yes	2005-06 2006-07	2004-05 2005-06
10	Ropar			1	Yes	Yes	2006-07	
11	Sangrur			1	Yes	Yes	2006-07	
12	Tarn Taran			1	No	Yes	2006-07	2005-06
	Total	2	2	12				

SN.	Name - Rajya Sabha MP	Installments not released by GOI					Reasons of non-release			
		2005-06 (IInd)	2006-07 (Ist)	2006-07 (IInd)	2007-08 (Ist)	2007-08 (IInd)	Unsanctioned balance >50 lakh	Unspent Balance >100 lakh	UC pending	Audit certificate pending
1	Sh. Rajmohinder Singh (Amritsar)					1	No	Yes	2006-07	2005-06
2	Sh. Ashwani Kumar (Gurdaspur)	1	1	1	1	1	Yes	Yes	2004-05 2005-06 2006-07	2003-04 2004-05 2005-06
3	Smt.Ambika Soni (Hoshiarpur)					1	Yes	Yes		
4	Sh.Varinder Singh Bajwa (Hoshiarpur)					1	No	Yes		**
5	Sh. Dharam Pal Sabarwal (Hoshiarpur)			1	1	1	Yes	Yes		
6	Sh. Naresh Gujral, (Jalandhar)			1*		1	No	Yes	2005-06 2006-07	2004-05 2005-06
7	Sh. Manohar Singh Gill (Taran Tarn)					1	Yes	Yes	2006-07	2005-06
	Total	1	1	3	2	7				

*This instalment is pending in respect of late Smt. Sukhbans Kaur Bhinder MP(RS)in whose place Sh. Naresh Gujral has been elected.

** AC 2005-06 has not certified that funds are not kept in fixed deposits.ATN is to be furnished.

(Rs Lacs)

ITEM 2.1 : UTILISATION OF FUNDS - SITTING/EX MPs BOTH LS AND RS SINCE INCEPTION OF SCHEME TO 31/10/2007

As on 31/10/2007

SN	Nodal District	Funds available					Actual Expenditure					Unutilised funds (Col 7 - Col 12)	% age utilisation of funds Col.(12/7)	Rank
		Sitting Lok Sabha	Sitting Rajya Sabha	Previous Lok Sabha	Retired Rajya Sabha	Total	Sitting Lok Sabha	Sitting Rajya Sabha	Previous Lok Sabha	Retired Rajya Sabha	Total			
1	2	3	4	5	6	7	8	9	10	11	12	13	14	15
1	Amritsar	1383.32	539.98	3026.03	500.46	5449.79	1197.70	431.05	3023.03	500.46	5152.24	<u>297.55</u>	94.54	7
2	Bathinda	721.54	0.00	1618.61	0.00	2340.15	639.05	0.00	1618.61	0.00	2257.66	82.49	96.48	4
3	Faridkot	776.90	0.00	1387.84	660.31	2825.05	692.13	0.00	1349.30	648.55	2689.98	<u>135.07</u>	95.22	5
4	Ferozepur	711.86	0.00	1624.20	395.00	2731.06	558.70	0.00	1619.94	395.00	2573.64	<u>157.42</u>	94.24	8
5	Gurdaspur	789.90	658.29	1549.09	750.51	3747.79	588.27	506.78	1549.09	691.83	3335.97	<u>411.82</u>	89.01	12
6	Hoshiarpur	735.43	1961.88	1609.02	0.00	4306.33	501.34	1488.26	1607.11	0.00	3596.71	<u>709.62</u>	83.52	13
7	Jalandhar	1126.49	110.02	3168.14	1016.95	5421.60	789.21	0.00	3125.96	1014.95	4930.12	<u>491.48</u>	90.93	11
8	Ludhiana	733.07	0.00	1654.29	1951.75	4339.11	435.08	0.00	1634.14	1920.63	3989.85	<u>349.26</u>	91.95	9
9	Patiala	706.17	0.00	1625.10	1974.33	4305.60	576.83	0.00	1625.10	1962.08	4164.01	<u>141.59</u>	96.71	3
10	Sangrur	708.94	0.00	1631.62	1254.02	3594.58	524.45	0.00	1631.62	1254.02	3410.09	<u>184.49</u>	94.87	6
11	Fatehgarh Sahib	740.03	0.00	1640.92	1204.01	3584.96	543.74	0.00	1556.57	1167.64	3267.95	<u>317.01</u>	91.16	10
12	Mansa	0.00	0.00	0.00	806.16	806.16	0.00	0.00	0.00	806.16	806.16	0.00	100.00	1
13	Mukatsar	0.00	0.00	0.00	830.98	830.98	0.00	0.00	0.00	813.55	813.55	17.43	97.90	2
14	Tarn Taran	0.00	734.66	0.00	0.00	734.66	0.00	564.68	0.00	0.00	564.68	<u>169.98</u>	76.86	14
	Total	9133.65	4004.83	20534.86	11344.48	45017.82	7046.50	2990.77	20340.47	11174.87	41552.61	3465.21	92.30	

SN.	Nodal District	Works Sanctioned					Works Completed					Pending Works (col.7-12)	%age of works completed Col.(12/7)	Rank
		Sitting Lok Sabha	Sitting Rajya Sabha	Previous Lok Sabha	Retd. Rajya Sabha	Total	Sitting Lok Sabha	Sitting Rajya Sabha	Previous Lok Sabha	Retd. Rajya Sabha	Total			
1	2	3	4	5	6	7	8	9	10	11	12	13	14	15
1	Amritsar	1170	341	3581	308	5400	446	130	3577	308	4461	939	<u>82.61</u>	13
2	Bathinda	745	0	2110	0	2855	424	0	2110	0	2534	321	<u>88.76</u>	8
3	Faridkot	911	0	3447	254	4612	535	0	3371	246	4152	460	90.03	7
4	Ferozepur	469	0	1832	134	2435	381	0	1831	134	2346	89	96.34	4
5	Gurdaspur	709	503	1882	703	3797	502	386	1882	565	3335	462	<u>87.83</u>	9
6	Hoshiarpur	944	1000	3837	0	5781	609	565	3828	0	5002	779	<u>86.52</u>	12
7	Jalandhar	1058	6	6541	717	8322	483	0	6482	714	7679	643	92.27	5
8	Ludhiana	687	0	1682	763	3132	315	0	1660	753	2728	404	<u>87.10</u>	10
9	Patiala	252	0	1888	2081	4221	136	0	1888	2064	4088	133	96.85	2
10	Sangrur	888	0	2471	1268	4627	495	0	2471	1202	4168	459	90.08	6
11	Fatehgarh Sahib	1184	0	3435	1669	6288	544	0	3337	1590	5471	817	<u>87.01</u>	11
12	Mansa	0	0	0	983	983	0	0	0	983	983	0	100.00	1
13	Mukatsar	0	0	0	739	739	0	0	0	713	713	26	96.48	3
14	TarnTaran	0	257	0	0	257	0	114	0	0	114	143	<u>44.36</u>	14
Total		9017	2107	32706	9619	53449	4870	1195	32437	9272	47774	5675	89.38	

SN	Nodal District	Total Funds available	Funds sanctioned	Actual Expenditure	Unutilised/ Unspent Balance (col.3 -col.5)	%age utilisation over funds available (col.5 over col.3)
<i>1</i>	<i>2</i>	<i>3</i>	<i>4</i>	<i>5</i>	<i>6</i>	<i>7</i>
<i>1</i>	<i>Amritsar</i>	<i>3026.03</i>	<i>3026.03</i>	<i>3023.03</i>	<i>3.00</i>	<i>99.90</i>
1.1	Amritsar Constituency	1412.01	1412.01	1411.01	<u>1.00</u>	99.93
1.2	Taran Tarn Constituency	1614.02	1614.02	1612.02	<u>2.00</u>	99.88
2	Bathinda	1618.61	1618.61	1618.61	<i>0.00</i>	<i>100.00</i>
3	Faridkot	1387.84	1387.84	1349.30	<u>38.54</u>	97.22
4	Ferozepur	1624.20	1624.20	1619.94	<u>4.26</u>	99.74
5	Gurdaspur	1549.09	1549.09	1549.09	<i>0.00</i>	<i>100.00</i>
6	Hoshiarpur	1609.02	1609.02	1607.11	<u>1.91</u>	99.88
<i>7</i>	<i>Jalandhar</i>	<i>3168.14</i>	<i>3168.14</i>	<i>3125.96</i>	<i>42.18</i>	<i>98.67</i>
7.1	Jalandhar Constituency	1592.88	1592.88	1583.08	<u>9.80</u>	99.38
7.2	Phillaur Constituency	1575.26	1575.26	1542.88	<u>32.38</u>	97.94
8	Ludhiana	1654.29	1654.29	1634.14	<u>20.15</u>	98.78
9	Patiala	1625.10	1625.10	1625.10	<i>0.00</i>	<i>100.00</i>
10	Ropar	1640.92	1630.70	1556.57	<u>84.35</u>	94.86
11	Sangrur	1631.62	1631.62	1631.62	<i>0.00</i>	<i>100.00</i>
	Grand Total	20534.86	20524.64	20340.47	194.39	99.05

SN	Nodal District	Works sanctioned		Works completed		Works under progress		UC's received	
		No.	Cost	No.	Cost	No.	Cost	No.	Cost
<i>1</i>	<i>2</i>	<i>3</i>	<i>4</i>	<i>5</i>	<i>6</i>	<i>7</i>	<i>8</i>	<i>9</i>	<i>10</i>
<i>1</i>	<i>Amritsar</i>	<i>3581</i>	<i>3026.03</i>	<i>3577</i>	<i>3023.03</i>	<i>4</i>	<i>3.00</i>	<i>3577</i>	<i>3023.03</i>
1.1	Amritsar Constituency	1557	1412.01	1556	1411.01	1	1.00	1556	1411.01
1.2	Taran Tarn	2024	1614.02	2021	1612.02	3	2.00	2021	1612.02
2	Bathinda	2110	1618.61	2110	1618.61	0	0.00	2110	1618.61
3	Faridkot	3447	1387.84	3371	1341.97	76	45.87	3371	1341.97
4	Ferozepur	1832	1624.20	1831	1619.44	1	4.76	1791	1570.88
5	Gurdaspur	1882	1549.09	1882	1549.09	0	0.00	1825	1495.30
6	Hoshiarpur	3837	1609.02	3828	1598.35	9	10.67	3828	1598.35
7	<i>Jalandhar</i>	<i>6541</i>	<i>3168.14</i>	<i>6482</i>	<i>3125.96</i>	<i>59</i>	<i>42.18</i>	<i>6482</i>	<i>3125.96</i>
7.1	Jalandhar Constituency	2489	1592.88	2471	1583.08	18	9.80	2471	1583.08
7.2	Phillaur Constituency	4052	1575.26	4011	1542.88	41	32.38	4011	1542.88
8	Ludhiana	1682	1654.29	1660	1634.14	22	20.15	1660	1634.14
9	Patiala	1888	1625.10	1888	1625.10	0	0.00	1888	1625.10
10	Ropar	3435	1630.70	3337	1544.18	98	86.52	3337	1544.18
11	Sangrur	2471	1631.62	2471	1631.62	0	0	2471	1631.62
	Grand Total	32706	20524.64	32437	20311.49	269	213.15	32340	20209.14

SN	Nodal District	Total Funds Recd by the MP	Funds distributed to successor MPs	Funds to be distributed	Total Funds Sanctioned by the MP Col. {3-(4+5)}	Actual Exp.	Unspent Balance Col.(6-7)	%age utilisation over funds available Col. (7/6)
1	2	3	4	5	6	7	8	9
1	Amritsar - Sh.Raj Mohinder Singh	500.46	0.00	0.00	500.46	500.46	0.00	100.00
2	Jalandhar							
2.1	Sh. Balbir Singh	438.80	55.04	0.00	383.76	381.76	<u>2.00</u>	99.48
2.2	Sh. Iqbal Singh	340.94	59.79	0.00	281.15	281.15	0.00	100.00
2.3	Sh. Barjinder Singh Hamdard	354.38	2.34	0.00	352.04	352.04	0.00	100.00
	Total	1134.12	117.17	0.00	1016.95	1014.95	2.00	99.80
3	Ludhiana							
3.1	Sh. Jagir Singh Dard	426.18	23.18	0.00	403.00	399.61	<u>3.39</u>	99.16
3.2	Sh. Mohinder Singh Kalyan	489.97	36.97	0.00	453.00	447.00	<u>6.00</u>	98.68
3.3	Sh.Lajpat Rai	1218.34	122.59	0.00	1095.75	1074.02	<u>21.73</u>	98.02
	Total	2134.49	182.74	0.00	1951.75	1920.63	31.12	98.41
4	Patiala							
4.1	Sh. Vinod Sharma	414.26	16.34	0.00	397.92	395.92	<u>2.00</u>	99.50
4.2	Sh. Surinder Kumar Singla	389.46	38.59	0.00	350.87	350.87	0.00	100.00
4.3	Sh. Gurchran Singh Tohra	1250.60	23.13	1.93	1225.54	1215.29	<u>10.25</u>	99.16
	Total	2054.32	78.06	1.93	1974.33	1962.08	12.25	99.38
5	Ferozepur - Sh. Virendera Kataria	395.00	0.00	0.00	395.00	395.00	0.00	100.00
6	Gurdaspur							
6.1	Sh. Bhupinder Singh Mann	212.81	9.70	0.00	203.11	203.11	0.00	100.00
6.2	Smt. Sukhbans Kaur Bhinder	557.66	10.26	0.00	547.40	488.72	<u>58.68</u>	89.28
	Total	770.47	19.96	0.00	750.51	691.83	58.68	92.18
7	Mansa - Sh. Balwinder Singh Bhunder	847.15	40.99	0.00	806.16	806.16	0.00	100.00
8	Fatehgarh Sahib - Sh.Sukhdev Singh Libra	1257.13	53.12	0.00	1204.01	1167.64	<u>36.37</u>	96.98
9	Sangrur - Sh.Sukhdev Singh Dhindsa	1264.31	10.29	0.00	1254.02	1254.02	0.00	100.00
10	Faridkot - Smt.Gurcharan Kaur	679.80	19.47	0.02	660.31	648.55	<u>11.76</u>	98.22
11	Mukatsar - Sh.Sukhbir Singh Badal	850.00	19.02	0.00	830.98	813.55	<u>17.43</u>	97.90
	Grand Total	11887.25	540.82	1.95	11344.48	11174.87	169.61	98.50

SN	Nodal District	Works sanctioned		Works completed		Works under progress		UC's received	
		No.	Cost	No.	Cost	No.	Cost	No.	Cost
<i>1</i>	<i>2</i>	<i>3</i>	<i>4</i>	<i>5</i>	<i>6</i>	<i>7</i>	<i>8</i>	<i>9</i>	<i>10</i>
1	Amritsar- Sh.Raj Mohinder Singh	308	500.46	308	500.46	0	0.00	308	500.46
2	Jalandhar								
2.1	Sh. Balbir Singh	301	383.76	298	381.76	<u>3</u>	2.00	298	381.76
2.2	Sh. Iqbal Singh	187	281.15	187	281.15	0	0.00	187	281.15
2.3	Sh. Barjinder Singh Hamdard	229	352.04	229	352.04	0	0.00	229	352.04
	Total	717	1016.95	714	1014.95	3	2.00	714	1014.95
3	Ludhiana								
3.1	Sh. Jagir Singh Dard	290	403.00	286	399.61	<u>4</u>	3.39	286	399.61
3.2	Sh. Mohinder Singh Kalyan	153	453.00	151	447.00	<u>2</u>	6.00	151	447.00
3.3	Sh.Lajpat Rai	320	1095.75	316	1072.96	<u>4</u>	22.79	316	1072.96
	Total	763	1951.75	753	1919.57	10	32.18	753	1919.57
4	Patiala								
4.1	Sh. Vinod Sharma	259	397.92	258	395.92	<u>1</u>	2.00	258	395.92
4.2	Sh. Surinder Kumar Singla	404	350.87	404	350.87	0	0.00	404	350.87
4.3	Sh. Gurchran Singh Tohra	1418	1225.54	1402	1215.29	<u>16</u>	10.25	1402	1215.29
	Total	2081	1974.33	2064	1962.08	17	12.25	2064	1962.08

SN	Nodal District	Works sanctioned		Works completed		Works under progress		UC's received	
		No.	Cost	No.	Cost	No.	Cost	No.	Cost
1	2	3	4	5	6	7	8	9	10
5	Ferozepur - Sh. Virendera Kataria	134	395.00	134	395.00	0	0.00	134	395.00
6	Gurdaspur								
6.1	Sh. Bhupinder Singh Mann	206	203.11	206	203.11	0	0.00	206	203.11
6.2	Smt. Sukhbans Kaur Bhinder	497	547.40	359	379.22	<u>138</u>	168.18	149	203.80
	Total	703	750.51	565	582.33	138	168.18	355	406.91
7	Mansa - Sh. Balwinder Singh Bhunder	983	806.16	983	806.16	0	0.00	960	790.46
8	Fatehgarh Sahib - Sh.Sukhdev Singh Libra	1669	1204.01	1590	1156.36	<u>79</u>	47.65	1496	1083.40
9	Sangrur* - Sh.Sukhdev Singh Dhindsa	1268	1254.02	1202	1254.02	<u>66</u>	0.00	1202	1254.02
10	Faridkot - Smt.Gurcharan Kaur	254	660.31	246	648.55	<u>8</u>	11.76	246	648.55
11	Mukatsar - Sh.Sukhbir Singh Badal	739	830.98	713	813.55	<u>26</u>	17.43	713	813.55
	Grand Total	9619	11344.48	9272	11053.03	347	291.45	8945	10788.95

* 66 works discontinued of Rs.73.02 lac

SN	Nodal District	Total Fund available	Sanction				Actual Expenditure				Unsanctioned/Unspent			Performance During Oct.,2007	
			Upto previous month 30/9/07	During current month 31/10/07 Col (6-4)	Upto current month 31/10/07	% age of funds sanctioned Col (6/3)	Upto previous month 30/9/07	During current month 31/10/07 Col(10-8)	Upto current month (31/10/07)	%age utilisation - Col(10/3)	Unsanctioned Balance - Col (3-6)	Total Unspent Balance Col (3-10)	Unspent with the Executing Agencies as on 31/10/07 - Col (13-12) =(6-10)	Unspent with the Executing Agencies as on 30/9/07 - Col (14+9-5) =(4-8)	%age of Funds spent during Oct. 07 - Col (9/15)
1	2	3	4	5	6	7	8	9	10	11	12	13	14	15	16
	Amritsar														
1	Sh.Navjot Singh Sidhu, LS (Amritsar)	718.45	715.39	0.00	715.39	99.57	638.93	4.13	643.06	89.51	3.06	75.39	72.33	76.46	5.40
2	Dr.Rattan Singh Ajnala,LS (Tarn Taran)	664.87	627.53	33.00	660.53	99.35	549.16	5.48	554.64	83.42	4.34	<u>110.23</u>	105.89	78.37	6.99
3	Sh.Rajmohinder Singh, RS	539.98	505.61	10.00	515.61	95.49	430.37	0.68	431.05	79.83	24.37	<u>108.93</u>	84.56	75.24	0.90
	<i>Total</i>	<i>1923.30</i>	<i>1848.53</i>	<i>43.00</i>	<i>1891.53</i>	<i>98.35</i>	<i>1618.46</i>	<i>10.29</i>	<i>1628.75</i>	<i>84.69</i>	<i>31.77</i>	<i>294.55</i>	<i>262.78</i>	<i>230.07</i>	<i>4.47</i>
4	Bathinda -Smt. Paramjit Kaur, LS	721.54	693.22	12.70	705.92	97.84	625.05	14.00	639.05	88.57	15.62	82.49	66.87	68.17	20.54
5	Faridkot -Sh. Sukhbir Singh Badal, LS	776.90	733.20	25.17	758.37	97.61	650.01	42.12	692.13	89.09	18.53	84.77	66.24	83.19	50.63
6	Ferozepur -Sh. Zora Singh Mann, LS	711.86	613.91	69.27	683.18	95.97	548.16	10.54	558.70	78.48	28.68	<u>153.16</u>	124.48	65.75	16.03
	Gurdaspur														
7	Sh. Vinod Khanna, LS	789.90	641.61	1.00	642.61	81.35	584.27	4.00	588.27	74.47	<u>147.29</u>	<u>201.63</u>	54.34	57.34	6.98
8	Sh.Ashwani Kumar, RS	658.29	555.76	38.50	594.26	90.27	503.94	2.84	506.78	76.98	<u>64.03</u>	<u>151.51</u>	87.48	51.82	5.48
	<i>Total</i>	<i>1448.19</i>	<i>1197.37</i>	<i>39.50</i>	<i>1236.87</i>	<i>85.41</i>	<i>1088.21</i>	<i>6.84</i>	<i>1095.05</i>	<i>75.62</i>	<i>211.32</i>	<i>353.14</i>	<i>141.82</i>	<i>109.16</i>	<i>6.27</i>

SN	Nodal District	Total Fund available	Sanction				Actual Expenditure				Unsanctioned/Unspent			Performance During Oct.,2007	
			Upto previous month 30/9/07	During current month 31/10/07 Col (6-4)	Upto current month 31/10/07	% age of funds sanctioned Col (6/3)	Upto previous month 30/9/07	During current month 31/10/07 Col(10-8)	Upto current month (31/10/07)	%age utilisation - Col(10/3)	Unsanctioned Balance - Col (3-6)	Total Unspent Balance Col (3-10)	Unspent with the Executing Agencies as on 31/10/07 - Col (13-12) =(6-10)	Unspent with the Executing Agencies as on 30/9/07 - Col (14+9-5) =(4-8)	%age of Funds spent during Oct. 07 - Col (9/15)
1	2	3	4	5	6	7	8	9	10	11	12	13	14	15	16
	Hoshiarpur														
9	Sh.Avinash Rai Khanna, LS	735.43	543.52	42.97	586.49	79.75	486.94	14.40	501.34	68.17	<u>148.94</u>	<u>234.09</u>	85.15	56.58	25.45
10	Sh. Dharampal Sabharwal, RS	559.15	394.17	0.00	394.17	70.49	371.25	4.00	375.25	67.11	<u>164.98</u>	<u>183.90</u>	18.92	22.92	17.45
11	Smt. Ambika Soni, RS	651.07	512.33	0.00	512.33	78.69	467.61	10.19	477.80	73.39	<u>138.74</u>	<u>173.27</u>	34.53	44.72	22.79
12	Sh.Varinder Singh Bajwa, RS	751.66	720.46	13.05	733.51	97.59	606.21	29.00	635.21	84.51	18.15	<u>116.45</u>	98.30	114.25	25.38
<i>Total</i>		<i>2697.31</i>	<i>2170.48</i>	<i>56.02</i>	<i>2226.50</i>	<i>82.55</i>	<i>1932.01</i>	<i>57.59</i>	<i>1989.60</i>	<i>73.76</i>	<i>470.81</i>	<i>707.71</i>	<i>236.90</i>	<i>238.47</i>	<i>24.15</i>
	Jalandhar														
13	Sh.RanaGurjit Singh,LS (Jalandhar)	547.73	461.98	2.01	463.99	84.71	362.25	72.10	434.35	79.30	<u>83.74</u>	<u>113.38</u>	29.64	99.73	72.30
14	Sh. Charanjit Singh Attwal, LS (Phillaur)	578.76	561.62	5.53	567.15	97.99	344.08	10.78	354.86	61.31	11.61	<u>223.90</u>	212.29	217.54	<u>4.96</u>
15	Sh. Naresh Gujral, RS (Jalandhar)	110.02	34.67	30.40	65.07	59.14	0.00	0.00	0.00	0.00	44.95	<u>110.02</u>	65.07	34.67	0.00
<i>Total</i>		<i>1236.51</i>	<i>1058.27</i>	<i>37.94</i>	<i>1096.21</i>	<i>241.85</i>	<i>706.33</i>	<i>82.88</i>	<i>789.21</i>	<i>63.83</i>	<i>140.30</i>	<i>447.30</i>	<i>307.00</i>	<i>351.94</i>	<i>23.55</i>

SN	Nodal District	Total Fund available	Sanction				Actual Expenditure				Unsanctioned/Unspent			Performance During Oct.,2007	
			Upto previous month 30/9/07	During current month 31/10/07 Col (6-4)	Upto current month 31/10/07	% age of funds sanctioned Col (6/3)	Upto previous month 30/9/07	During current month 31/10/07 Col(10-8)	Upto current month (31/10/07)	%age utilisation - Col(10/3)	Unsanctioned Balance - Col (3-6)	Total Unspent Balance Col (3-10)	Unspent with the Executing Agencies as on 31/10/07 - Col (13-12) =(6-10)	Unspent with the Executing Agencies as on 30/9/07 - Col (14+9-5) =(4-8)	%age of Funds spent during Oct. 07 - Col (9/15)
1	2	3	4	5	6	7	8	9	10	11	12	13	14	15	16
16	Ludhiana-Sh. Sharanjit Singh Dhillon, LS	733.07	722.21	6.00	728.21	99.34	433.58	1.50	435.08	<u>59.35</u>	4.86	<u>297.99</u>	293.13	288.63	<u>0.52</u>
17	Patiala-Smt. Preneet Kaur, LS	706.17	598.00	0.00	598.00	84.68	576.34	0.49	576.83	81.68	<u>108.17</u>	<u>129.34</u>	21.17	21.66	<u>2.26</u>
18	Sangrur-Sh. Sukhdev Singh Dhindsa, LS	708.94	595.42	36.20	631.62	89.09	513.30	11.15	524.45	<u>73.98</u>	<u>77.32</u>	<u>184.49</u>	107.17	82.12	<u>13.58</u>
19	Fatehgarh Sahib-Sh. Sukhdev Singh Libra, LS(Ropar)	740.03	644.44	6.09	650.53	87.91	528.79	14.95	543.74	<u>73.48</u>	<u>89.50</u>	<u>196.29</u>	106.79	115.65	<u>12.93</u>
20	Taran Tarn-Sh.Manohar Singh Gill, RS	734.66	632.45	-6.00	626.45	85.27	564.68	0.00	564.68	76.86	<u>108.21</u>	<u>169.98</u>	61.77	67.77	0.00
Grand Total		13138.48	11507.50	325.89	11833.39	90.07	9784.92	252.35	10037.27	76.40	1305.09	3101.21	1796.12	1722.58	14.65

SN	Nodal District	Works sanctioned		Works completed		Works under progress		UC's received	
		No.	Cost	No.	Cost	No.	Cost	No.	Cost
1	2	3	4	5	6	7	8	9	10
1	Amritsar								
1.1	Sh.Navjot Singh Sidhu, LS (Amritsar)	564	715.39	262	424.30	302	291.09	262	424.30
1.2	Dr.Rattan Singh Ajnala,LS	606	660.53	184	236.54	422	423.99	184	236.54
1.3	Sh.Rajmohinder Singh, RS	341	515.61	130	220.73	211	294.88	130	220.73
Total		1511	1891.53	576	881.57	935	1009.96	576	881.57
2	Bathinda- Smt. Paramjit Kaur, LS	745	705.92	424	425.75	321	280.17	424	425.75
3	Faridkot- Sh. Sukhbir Singh Baddal, LS	911	758.37	535	451.91	376	306.46	535	451.91
4	Ferozepur- Sh. Zora Singh Mann, LS	469	683.18	381	523.96	88	159.22	289	397.59
5	Gurdaspur								
5.1	Sh. Vinod Khanna, LS	709	642.61	502	436.77	207	205.84	298	211.10
5.2	Sh. Ashwani Kumar,RS	503	594.26	386	426.78	117	167.48	211	282.75
Total		1212	1236.87	888	863.55	324	373.32	509	493.85
6	Hoshiarpur								
6.1	Sh.Avinash Rai Khanna, LS	944	586.49	609	407.74	335	178.75	609	407.74
6.2	Sh. Dharampal Sabharwal, RS	71	394.17	32	183.86	39	210.31	32	183.86
6.3	Smt. Ambika Soni, RS	274	512.33	127	364.21	147	148.12	127	364.21
6.4	Sh.Varinder Singh Bajwa, RS	655	733.51	406	453.98	249	279.53	406	453.98
Total		1944	2226.50	1174	1409.79	770	816.71	1174	1409.79

SN	Nodal District	Works sanctioned		Works completed		Works under progress		UC's received	
		No.	Cost	No.	Cost	No.	Cost	No.	Cost
1	2	3	4	5	6	7	8	9	10
7	Jalandhar								
7.1	Sh.RanaGurjit Singh,LS (Jalandhar)	358	463.99	140	205.11	218	258.88	140	205.11
7.2	Sh. Charanjit Singh Attwal, LS (Phillaur)	700	567.15	343	239.28	357	327.87	343	239.28
7.3	Sh. Naresh Gujral, RS (Jalandhar)	6	65.07	0	0	6	65.07	0	0.00
Total		1064	1096.21	483	444.39	581	651.82	483	444.39
8	Ludhiana -Sh. Sharanjit Singh Dhillon, RS	687	728.21	315	290.88	372	437.33	315	290.88
9	Patiala -Smt. Preneet Kaur, LS	252	598.00	136	354.19	116	243.81	136	354.19
10	Sangrur -Sh. Sukhdev Singh Dhindsa, LS	888	631.62	495	345.72	393	285.90	495	345.72
11	Fatehgarh Sahib -Sh. Sukhdev Singh Libra, LS(Ropar)	1184	650.53	544	314.03	640	336.50	544	314.03
12	Tarn Taran -Sh.Manohar Singh Gill, RS	257	626.45	114	381.45	143	245.00	114	381.45
Grand Total		11124	11833.39	6065	6687.19	5059	5146.20	5594	6191.12

SN	Nodal District	Actual Works		Works Uploaded Out of col. 3	%age of Works Uploaded (col. 5/3)	Complete works placed on website out of col. 4	%age of complete works placed on website(col.7/4)
		Sanctioned	Completed				
1	2	3	4	5	6	7	8
1	Muktsar	739	713	739	100.00	709	99.44
2	Sangrur	4627	4168	4627	100.00	4148	99.52
3	Bathinda	2855	2534	2855	100.00	2516	99.29
4	Hoshiarpur	5781	5002	5781	100.00	4999	99.94
5	Mansa	983	983	981	99.80	981	99.80
6	Jalandhar	8322	7679	8298	99.71	7566	98.53
7	Firozpur	2435	2346	2418	99.30	2329	99.28
8	Amritsar	5400	4461	5243	97.09	4326	96.97
9	Faridkot	4612	4152	4529	98.20	3743	90.15
10	Gurdaspur	3797	3335	3635	<u>95.73</u>	3240	97.15
11	Fatehgarh Sahib(Ropar)	6288	5471	6129	97.47	5156	94.24
12	Ludhiana	3132	2728	3021	<u>96.46</u>	2078	76.17
13	Taran Tarn	257	114	220	<u>85.60</u>	112	98.25
14	Patiala	4221	4088	3370	<u>79.84</u>	2438	59.64
	Total	53449	47774	51846	97.00	44341	92.81

Sr. No.	District	Actual Works		Works Uploaded							
		Sanctioned	Completed	Completed	Ongoing	Yet Not Started	Discontinued	Delayed	Total Works Placed on Website (5+6+7+8)	% of Works Placed on Website (10/3)	% of Completed Works on Website (5/4)
1	2	3	4	5	6	7	8	9	10	11	12
	Amritsar										
1	Sh.Navjot Singh Sidhu, LS (Amritsar)	564	262	262	265	34	3	0	564	100.00	100.00
2	Dr.Rattan Singh Ajnala,LS (Taran Tarn)	606	184	184	368	24	1	0	577	95.21	100.00
3	Sh.Rajmohinder Singh, RS	341	130	112	105	107	0	0	324	95.01	86.15
	<i>Total</i>	<i>1511</i>	<i>576</i>	<i>558</i>	<i>738</i>	<i>165</i>	<i>4</i>	<i>0</i>	<i>1465</i>	<u><i>96.96</i></u>	<i>96.88</i>
4	Bathinda - Smt. Paramjit Kaur, LS	745	424	406	201	119	19	4	745	100.00	95.75
5	Faridkot - Sh. Sukhbir Singh Baddal, LS	911	535	328	168	333	2	18	831	<u><i>91.22</i></u>	61.31
6	Ferozepur - Sh. Zora Singh Mann, LS	469	381	380	33	53	3	21	469	100.00	99.74
	Gurdaspur										
7	Sh. Vinod Khanna, LS	709	502	501	71	46	0	6	618	87.17	99.80
9	Sh.Ashwani Kumar, RS	503	386	386	8	74	0	6	468	93.04	100.00
	<i>Total</i>	<i>1212</i>	<i>888</i>	<i>887</i>	<i>79</i>	<i>120</i>	<i>0</i>	<i>12</i>	<i>1086</i>	<u><i>89.60</i></u>	<i>99.89</i>
	Hoshiarpur										
10	Sh.Avinash Rai Khanna, LS	944	609	609	174	151	10	28	944	100.00	100.00
11	Sh. Dharampal Sabharwal, RS	71	32	32	10	29	0	-	71	100.00	100.00
12	Smt. Ambika Soni, RS	274	127	127	15	131	1	1	274	100.00	100.00
13	Sh.Varinder Singh Bajwa, RS	655	406	406	140	108	1	34	655	100.00	100.00
	<i>Total</i>	<i>1944</i>	<i>1174</i>	<i>1174</i>	<i>339</i>	<i>419</i>	<i>12</i>	<i>63</i>	<i>1944</i>	<i>100.00</i>	<i>100.00</i>

Sr. No.	District	Actual Works		Works Uploaded							
		Sanctioned	Completed	Completed	Ongoing	Yet Not Started	Discontinued	Delayed	Total Works Placed on Website (5+6+7+8)	% of Works Placed on Website (10/3)	% of Completed Works on Website (5/4)
1	2	3	4	5	6	7	8	9	10	11	12
	Jalandhar										
14	Sh.RanaGurjit Singh,LS (Jalandhar)	358	140	105	160	76	1	2	342	95.53	75.00
15	Sh. Charanjit Singh Attwal, LS (Phillaur)	700	343	302	166	215	8	4	691	98.71	88.05
16	Sh. Naresh Kumar Gujral, RS (Jalandhar)	6	0	0	0	6	0	0	6	100.00	0.00
	<i>Total</i>	<i>1064</i>	<i>483</i>	<i>407</i>	<i>326</i>	<i>297</i>	<i>9</i>	<i>6</i>	<i>1039</i>	<i>97.65</i>	<i>84.27</i>
16	Ludhiana - Sh. Sharanjit Singh Dhillon, LS	687	315	313	0	374	0	3	687	100.00	99.37
17	Patiala - Smt. Preneet Kaur, LS	252	136	136	110	6	0	0	252	100.00	100.00
18	Sangrur - Sh. Sukhdev Singh Dhindsa, LS	888	495	491	0	385	12	127	888	100.00	99.19
19	Fatehgarh Sahib - Sh. Sukhdev Singh Libra, LS(Ropar)	1184	544	544	537	103	0	3	1184	100.00	100.00
20	Taran Tarn - Sh. Manohar Singh Gill, RS	257	114	112	108	2	0	6	222	<u>86.38</u>	98.25
	Total	11124	6065	5736	2639	2376	61	263	10812	97.20	94.58

Sr. No.	Constituency	Actual Works		Works Uploaded							
		Sanctioned	Completed	Completed	Ongoing	Yet Not Started	Discontinued	Delayed	Total Works Placed on Website (5+6+7+8)	% of Works Placed on Website (10/3)	% of Completed Works on Website (5/4)
1	2	3	4	5	6	7	8	9	10	11	12
1	Amritsar	324	324	324	0	0	0	0	324	100.00	100.00
2	Bathinda	402	402	402	0	0	0	0	402	100.00	100.00
3	Faridkot	981	981	981	0	0	0	0	981	100.00	100.00
4	Firozpur	477	477	473	0	0	0	2	473	<u>99.16</u>	99.16
5	Gurdaspur	331	331	331	0	0	0	0	331	100.00	100.00
6	Hoshiarpur	303	303	303	0	0	0	0	303	100.00	100.00
7	Jalandhar	422	422	421	0	1	0	0	422	100.00	99.76
8	Ludhiana	158	152	151	0	0	0	0	151	<u>95.57</u>	99.34
9	Patiala	155	155	143	0	0	0	0	143	<u>92.26</u>	92.26
10	Phillaur	645	645	630	0	15	0	61	645	100.00	97.67
11	Ropar	201	200	185	3	0	0	15	188	<u>93.53</u>	92.50
12	Sangrur	98	98	94	0	0	4	1	98	100.00	95.92
13	Taran Tarn	147	147	147	0	0	0	0	147	100.00	100.00
	Total	4644	4637	4585	3	16	4	79	4608	99.22	98.88

Sr. No.	Constituency	Actual Works		Works Uploaded							
		Sanctioned	Completed	Completed	Ongoing	Yet Not Started	Discontinued	Delayed	Total Works Placed on Website (5+6+7+8)	% of Works Placed on Website (10/3)	% of Completed Works on Website (5/4)
1	2	3	4	5	6	7	8	9	10	11	12
1	Amritsar	138	138	138	0	0	0	0	138	100.00	100.00
2	Bathinda	136	136	136	0	0	0	0	136	100.00	100.00
3	Faridkot	398	398	389	0	0	0	0	389	97.74	97.74
4	Ferozepur	218	217	217	0	1	0	2	218	100.00	100.00
5	Gurdaspur	184	184	184	0	0	0	0	184	100.00	100.00
6	Hoshiarpur	328	328	328	0	0	0	0	328	100.00	100.00
7	Jalandhar	184	179	179	0	5	0	57	184	100.00	100.00
8	Ludhiana	190	190	188	0	0	0	0	188	98.95	98.95
9	Patiala	319	319	237	0	0	0	0	237	74.29	74.29
10	Phyllaur	710	710	705	0	5	0	93	710	100.00	99.30
11	Ropar	403	403	335	0	0	0	0	335	83.13	83.13
12	Sangrur	291	291	285	0	0	6	1	291	100.00	97.94
13	Taran Tarn	521	521	504	0	0	0	0	504	96.74	96.74
	Total	4020	4014	3825	0	11	6	153	3842	95.57	95.29

Sr. No.	Constituency	Actual Works		Works Uploaded							
		Sanctioned	Completed	Completed	Ongoing	Yet Not Started	Discontinued	Delayed	Total Works Placed on Website (5+6+7+8)	% of Works Placed on Website (10/3)	% of Completed Works on Website (5/4)
1	2	3	4	5	6	7	8	9	10	11	12
1	Amritsar	49	49	49	0	0	0	0	49	100.00	100.00
2	Bathinda	238	238	238	0	0	0	0	238	100.00	100.00
3	Faridkot	285	285	285	0	0	0	0	285	100.00	100.00
4	Ferozepur	90	90	90	0	0	0	0	90	100.00	100.00
5	Gurdaspur	216	216	211	5	0	0	0	216	100.00	97.69
6	Hoshiarpur	289	289	289	0	0	0	0	289	100.00	100.00
7	Jalandhar	116	116	116	0	0	0	24	116	100.00	100.00
8	Ludhiana	71	71	71	0	0	0	0	71	100.00	100.00
9	Patiala	147	147	147	0	0	0	0	147	100.00	100.00
10	Phillaur	248	248	248	0	0	0	21	248	100.00	100.00
11	Ropar	270	270	234	0	36	0	0	270	100.00	86.67
12	Sangrur	234	234	230	0	0	4	0	234	100.00	98.29
13	Taran Tarn	192	192	192	0	0	0	0	192	100.00	100.00
	Total	2445	2445	2400	5	36	4	45	2445	100.00	98.16

Sr. No.		Actual Works		Works Uploaded							
		Sanctioned	Completed	Completed	Ongoing	Yet Not Started	Discontinued	Delayed	Total Works Placed on Website (5+6+7+8)	% of Works Placed on Website (10/3)	% of Completed Works on Website (5/4)
1	2	3	4	5	6	7	8	9	10	11	12
1	Amritsar	1046	1044	944	0	7	1	0	952	<u>91.01</u>	90.42
2	Bathinda	1334	1334	1334	0	0	0	1	1334	100.00	100.00
3	Faridkot	1783	1707	1515	6	255	7	15	1783	100.00	88.75
4	Firozpur	1047	1047	1035	0	0	3	5	1038	<u>99.14</u>	98.85
5	Gurdaspur	1151	1151	1121	0	3	1	0	1125	<u>97.74</u>	97.39
6	Hoshiarpur	2917	2908	2905	3	6	3	350	2917	100.00	99.90
7	Jalandhar	1767	1753	1743	3	19	2	339	1767	100.00	99.43
8	Ludhiana	1263	1247	765	0	446	1	0	1212	<u>95.96</u>	61.35
9	Patiala	1267	1267	832	0	109	0	116	941	<u>74.27</u>	65.67
10	Phillaur	2449	2409	2403	21	16	9	447	2449	100.00	99.75
11	Ropar	2561	2450	2362	137	21	41	34	2561	100.00	96.41
12	Sangrur	1848	1848	1848	0	0	0	12	1848	100.00	100.00
13	Taran Tarn	1164	1162	1162	0	2	0	0	1164	100.00	100.00
	Total	21597	21327	19969	170	884	68	1319	21091	97.66	93.63

Sr. No.	Constituency	Actual Works		Works Uploaded							
		Sanctioned	Completed	Completed	Ongoing	Yet Not Started	Discontinued	Delayed	Total Works Placed on Website (5+6+7+8)	% of Works Placed on Website (10/3)	% of Completed Works on Website (5/4)
1	2	3	4	5	6	7	8	9	10	11	12
1	Amritsar										
	Sh.Raj Mohinder Singh	308	308	308	0	0	0	0	308	100.00	100.00
2	Jalandhar										
2.1	Sh. Balbir Singh	301	298	298	0	3	0	118	301	100.00	100.00
2.2	Sh. Iqbal Singh	187	187	187	0	0	0	87	187	100.00	100.00
2.3	Sh. Barjinder Singh Hamdard	229	229	229	0	0	0	61	229	100.00	100.00
	<i>Total</i>	<i>717</i>	<i>714</i>	<i>714</i>	<i>0</i>	<i>3</i>	<i>0</i>	<i>266</i>	<i>717</i>	<i>100.00</i>	<i>100.00</i>
3	Ludhiana										
3.1	Sh. Jagir Singh Dard	290	289	289	0	1	0	0	290	100.00	100.00
3.2	Sh. Mohinder Singh Kalyan	153	151	146	0	3	0	0	149	97.39	96.69
3.3	Sh.Lajpat Rai	320	313	155	1	117	0	1	273	85.31	49.52
	<i>Total</i>	<i>763</i>	<i>753</i>	<i>590</i>	<i>1</i>	<i>121</i>	<i>0</i>	<i>1</i>	<i>712</i>	<i>93.32</i>	<i>78.35</i>
4	Patiala										
4.1	Sh. Vinod Sharma	259	258	257	1	0	0	2	258	99.61	99.61
4.2	Sh. Surinder Kumar Singla	404	404	390	5	1	0	7	396	98.02	96.53
4.3	Sh.Gurcharan Singh Tohra	1418	1402	296	370	331	0	403	997	70.31	21.11
	<i>Total</i>	<i>2081</i>	<i>2064</i>	<i>943</i>	<i>376</i>	<i>332</i>	<i>0</i>	<i>412</i>	<i>1651</i>	<i>79.34</i>	<i>45.69</i>

Sr. No.	Constituency	Actual Works		Works Uploaded							
		Sanctioned	Completed	Completed	Ongoing	Yet Not Started	Discontinued	Delayed	Total Works Placed on Website (5+6+7+8)	% of Works Placed on Website (10/3)	% of Completed Works on Website (5/4)
1	2	3	4	5	6	7	8	9	10	11	12
5	Ferozepur										
	Sh. Virendera Kataria	134	134	134	0	0	0	1	134	100.00	100.00
6	Gurdaspur										
6.1	Sh. Bhupinder Singh Mann	206	206	200	0	0	0	0	200	97.09	97.09
6.2	Smt. Sukhbans Kaur Bhinder	497	359	306	170	17	0	3	493	99.20	85.24
<i>Total</i>		<i>703</i>	<i>565</i>	<i>506</i>	<i>170</i>	<i>17</i>	<i>0</i>	<i>3</i>	<i>693</i>	<u><i>98.58</i></u>	<i>89.56</i>
7	Mansa										
	Sh. Balwinder Singh Bhunder	983	983	981	0	0	0	6	981	<u>99.80</u>	99.80
8	Fatehgarh Sahib										
	Sh.Sukhdev Singh Libra	1669	1604	1496	62	9	24	11	1591	<u>95.33</u>	93.27
9	Sangrur										
	Sh.Sukhdev Singh Dhindsa	1268	1202	1200	0	0	68	3	1268	100.00	99.83
10	Faridkot										
	Smt.Gurcharan Kaur	254	246	245	2	5	2	4	254	100.00	99.59
11	Mukatsar										
	Sh.Sukhbir Singh Badal	739	713	709	0	29	1	0	739	100.00	99.44
Grand Total		9619	9286	7826	611	516	95	707	9048	94.06	84.28