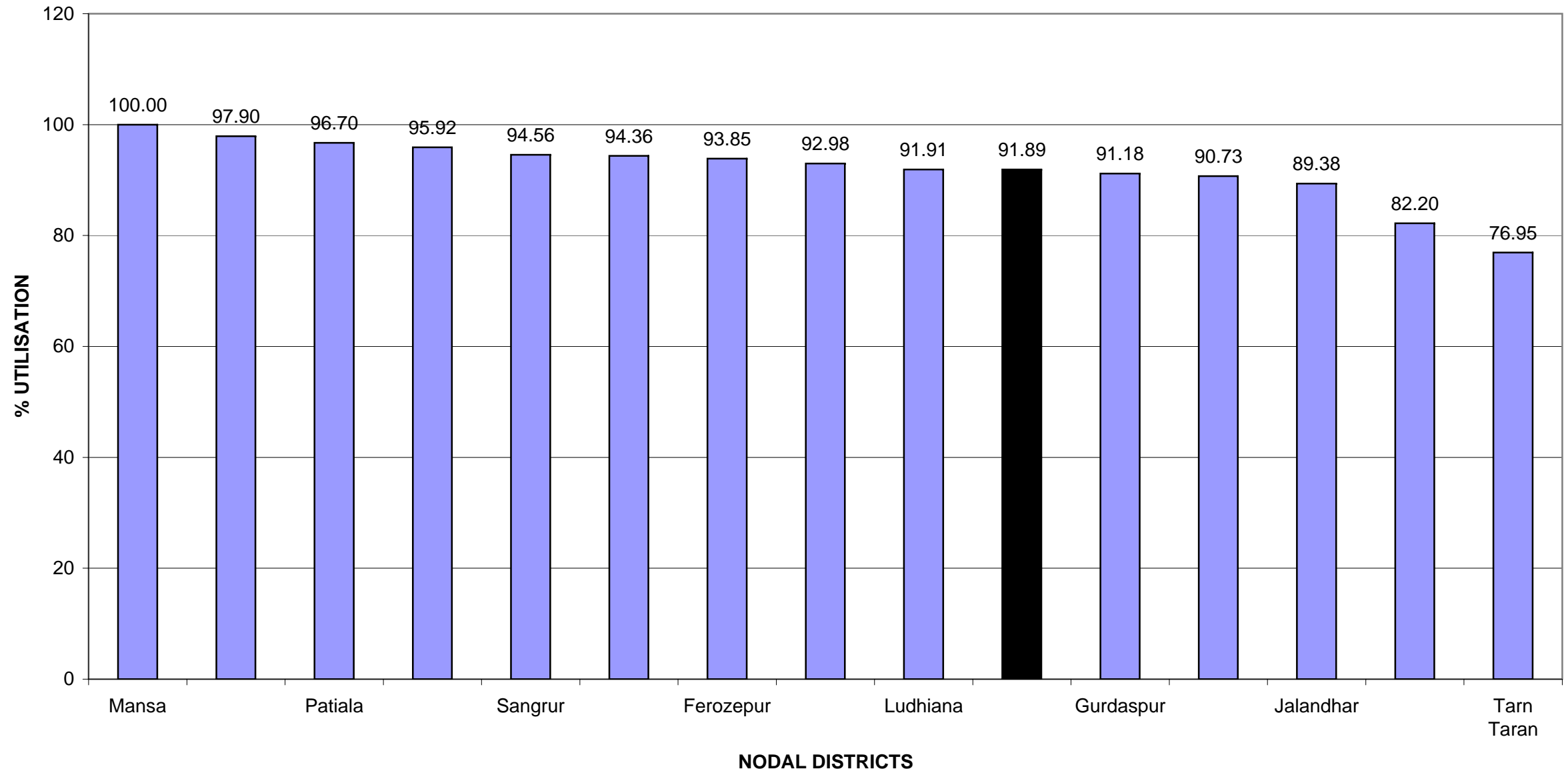
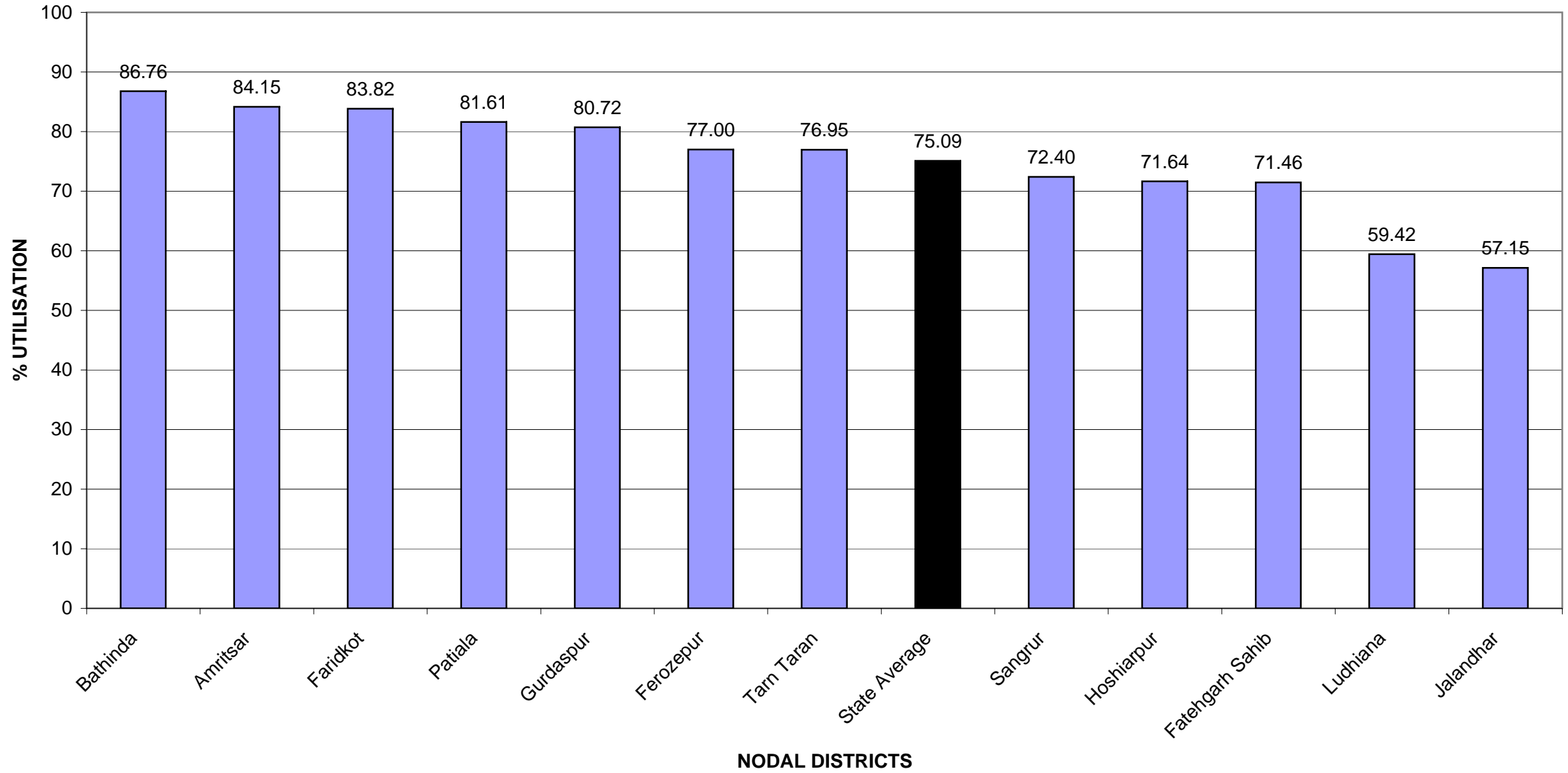


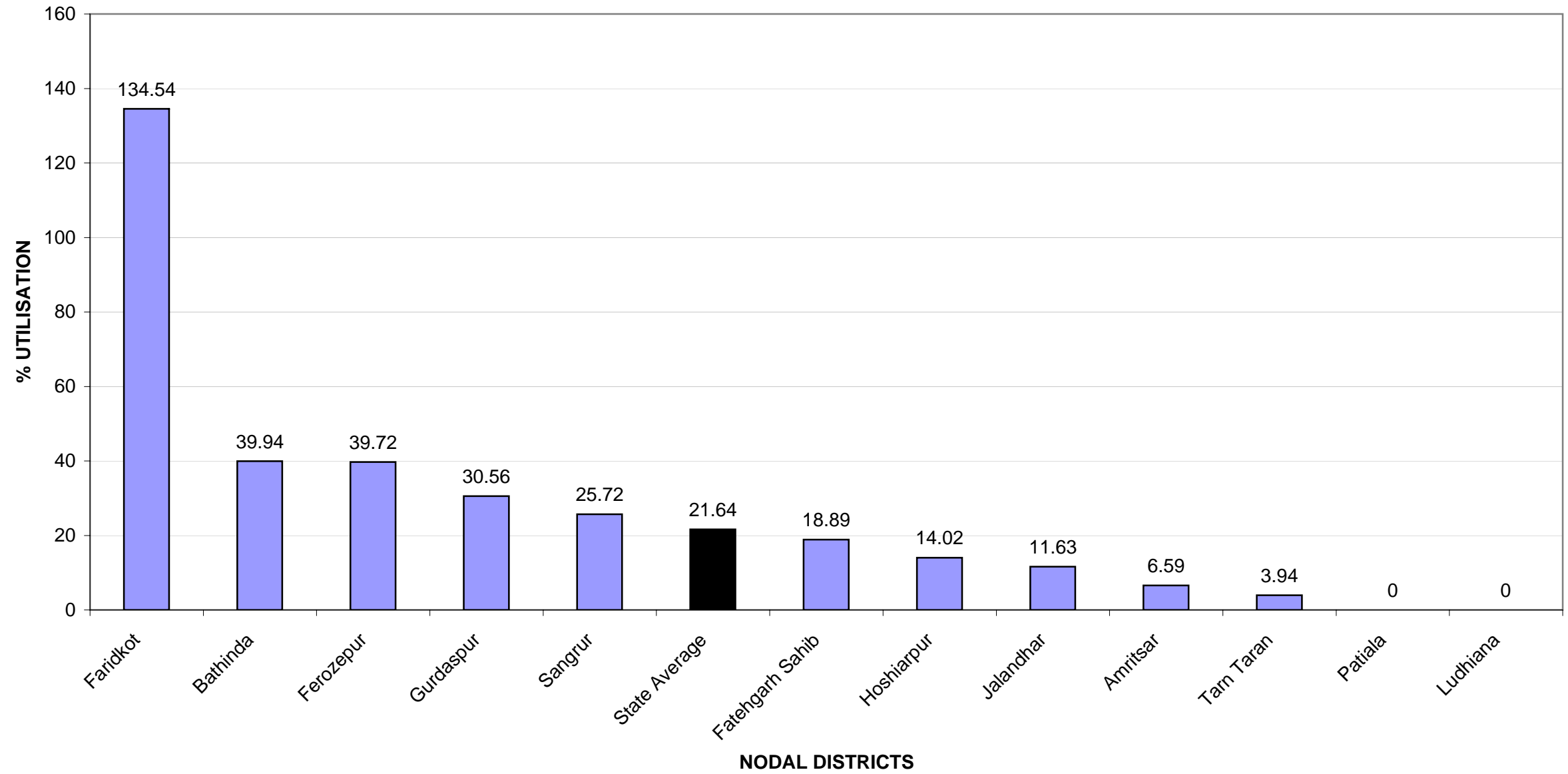
ITEM 2.1 %AGE UTILISATION OF FUNDS UPTO 30-9-2007 SITTING/EX MPs BOTH LS AND RS SINCE INCEPTION (1993-1994)



ITEM 5.1 (A) %AGE UTILISATION OF FUNDS **UPTO 30-9-2007** NODAL DISTRICT WISE- FOR SITTING MPs BOTH LS AND RS



ITEM 5.1(B)%AGE UTILISATION OF FUNDS DURING Sept.2007-NODAL DISTRICT WISE-FOR SITTING MPs BOTH LS AND RS



SN	Constituency	Installments not released by Govt. of India			Reasons of non-release			
		2006-07 (IInd)	2007-08 (Ist)	2007-08 (IIInd)	Unsanctioned balance >50 lakh	Unspent Balance >100 lakh	UC pending	Audit certificate pending
1	Amritsar	1	1	1	No	No	2006-07	2005-06
2	Bathinda			1	No	No	2006-07	2005-06
3	Faridkot	1	1	1	No	Yes	2005-06 2006-07	2004-05 2005-06
4	Ferozepur			1	Yes	Yes	2006-07	2005-06
5	Gurdaspur			1	Yes	Yes	2006-07	2005-06
6	Hoshiarpur			1	Yes	Yes		
7	Jalandhar	1	1	1	Yes	Yes	2005-06 2006-07	2004-05 2005-06
8	Ludhiana			1	No	Yes	2006-07	2005-06
9	Patiala			1	Yes	Yes	2006-07	2005-06
10	Phyllaur	1	1	1	No	Yes	2005-06 2006-07	2004-05 2005-06
11	Ropar			1	Yes	Yes	2006-07	2005-06
12	Sangrur			1	Yes	Yes	2006-07	2005-06
13	Tarn Taran		1	1	No	Yes	2005-06 2006-07	2004-05 2005-06
	Total	4	5	13				

SN.	Name - Rajya Sabha MP	Installments not released by GOI						Reasons of non-release			
		2005-06 (Ist)	2005-06 (IInd)	2006-07 (Ist)	2006-07 (IInd)	2007-08 (Ist)	2007-08 (IInd)	Unsanctioned balance >50 lakh	Unspent Balance >100 lakh	UC pending	Audit certificate pending
1	Sh. Rajmohinder Singh (Amritsar)					1	1	No	Yes	2006-07	2005-06
2	Sh. Ashwani Kumar (Gurdaspur)	1	1	1	1	1	1	No	No	2004-05 2005-06 2006-07	2003-04 2004-05 2005-06
3	Smt.Ambika Soni (Hoshiarpur)						1	Yes	Yes		
4	Sh.Varinder Singh Bajwa (Hoshiarpur)						1	No	Yes		
5	Sh. Dharam Pal Sabarwal (Hoshiarpur)				1	1	1	Yes	Yes		
6	Sh. Naresh Gujral, (Jalandhar)				1*		1	Yes	Yes	2005-06 2006-07	2004-05 2005-06
7	Sh. Manohar Singh Gill (Taran Tarn)						1	Yes	Yes	2006-07	2005-06
	Total	1	1	1	3	3	7				

*This instalment is pending in respect of late Smt. Sukhbans Kaur Bhinder MP(RS)in whose place Sh. Naresh Gujral has been elected.

SN	Nodal District	Funds available					Actual Expenditure					Unutilised funds (Col 7 - Col 12)	% age utilisation of funds Col.(12/7)	Rank
		Sitting Lok Sabha	Sitting Rajya Sabha	Previous Lok Sabha	Retired Rajya Sabha	Total	Sitting Lok Sabha	Sitting Rajya Sabha	Previous Lok Sabha	Retired Rajya Sabha	Total			
1	2	3	4	5	6	7	8	9	10	11	12	13	14	15
1	Amritsar	1383.32	539.98	3026.03	500.46	5449.79	1188.09	430.37	3023.53	500.46	5142.45	<u>307.34</u>	94.36	6
2	Bathinda	720.47	0.00	1618.61	0.00	2339.08	625.05	0.00	1618.61	0.00	2243.66	95.42	95.92	4
3	Faridkot	775.47	0.00	1411.06	660.31	2846.84	650.01	0.00	1348.31	648.55	2646.87	<u>199.97</u>	92.98	8
4	Ferozepur	711.86	0.00	1624.20	395.00	2731.06	548.16	0.00	1619.94	395.00	2563.10	167.96	93.85	7
5	Gurdaspur	789.90	558.29	1549.09	750.51	3647.79	584.27	503.94	1549.09	688.83	3326.13	<u>321.66</u>	91.18	10
6	Hoshiarpur	734.83	1961.88	1609.62	0.00	4306.33	486.94	1445.07	1607.71	0.00	3539.72	<u>766.61</u>	82.20	13
7	Jalandhar	1126.01	110.02	3168.62	1016.95	5421.60	706.33	0.00	3124.28	1014.95	4845.56	<u>576.04</u>	89.38	12
8	Ludhiana	729.64	0.00	1654.29	1951.75	4335.68	433.58	0.00	1631.74	1919.57	3984.89	<u>350.79</u>	91.91	9
9	Patiala	706.17	0.00	1625.10	1974.33	4305.60	576.34	0.00	1625.10	1962.08	4163.52	142.08	96.70	3
10	Sangrur	708.94	0.00	1631.62	1254.02	3594.58	513.30	0.00	1631.62	1254.02	3398.94	195.64	94.56	5
11	Fatehgarh Sahib	740.03	0.00	1640.92	1204.01	3584.96	528.79	0.00	1556.57	1167.14	3252.50	<u>332.46</u>	90.73	11
12	Mansa	0.00	0.00	0.00	806.16	806.16	0.00	0.00	0.00	806.16	806.16	0.00	100.00	1
13	Mukatsar	0.00	0.00	0.00	830.98	830.98	0.00	0.00	0.00	813.55	813.55	17.43	97.90	2
14	Tarn Taran	0.00	733.81	0.00	0.00	733.81	0.00	564.68	0.00	0.00	564.68	169.13	76.95	14
	Total	9126.64	3903.98	20559.16	11344.48	44934.26	6840.86	2944.06	20336.50	11170.31	41291.73	3642.53	91.89	

SN.	Nodal District	Works Sanctioned					Works Completed					Pending Works (col.7-12)	%age of works completed Col.(12/7)	Rank
		Sitting Lok Sabha	Sitting Rajya Sabha	Previous Lok Sabha	Retd. Rajya Sabha	Total	Sitting Lok Sabha	Sitting Rajya Sabha	Previous Lok Sabha	Retd. Rajya Sabha	Total			
1	2	3	4	5	6	7	8	9	10	11	12	13	14	15
1	Amritsar	1141	331	3581	308	5361	446	130	3577	308	4461	900	83.21	13
2	Bathinda	730	0	2110	0	2840	402	0	2110	0	2512	328	88.45	8
3	Faridkot	893	0	3447	254	4594	516	0	3371	246	4133	461	89.97	7
4	Ferozepur	424	0	1832	134	2390	370	0	1831	134	2335	55	97.70	2
5	Gurdaspur	708	450	1882	703	3743	493	380	1882	552	3307	436	88.35	9
6	Hoshiarpur	927	993	3840	0	5760	590	558	3830	0	4978	782	86.42	12
7	Jalandhar	1048	3	6542	717	8310	479	0	6483	714	7676	634	92.37	5
8	Ludhiana	683	0	1682	763	3128	313	0	1660	753	2726	402	87.15	10
9	Patiala	252	0	1888	2081	4221	136	0	1888	2064	4088	133	96.85	3
10	Sangrur	843	0	2471	1268	4582	486	0	2471	1202	4159	423	90.77	6
11	Fatehgarh Sahib	1168	0	3435	1669	6272	510	0	3334	1604	5448	824	86.86	11
12	Mansa	0	0	0	983	983	0	0	0	983	983	0	100.00	1
13	Mukatsar	0	0	0	739	739	0	0	0	713	713	26	96.48	4
14	TarnTaran	0	260	0	0	260	0	114	0	0	114	146	43.85	14
Total		8817	2037	32710	9619	53183	4741	1182	32437	9273	47633	5550	89.56	

SN	Nodal District	Total Funds available	Funds sanctioned	Actual Expenditure	Unutilised/ Unspent Balance (col.3 -col.5)	%age utilisation over funds available (col.5 over col.3)
<i>1</i>	<i>2</i>	<i>3</i>	<i>4</i>	<i>5</i>	<i>6</i>	<i>7</i>
<i>1</i>	<i>Amritsar</i>	<i>3026.03</i>	<i>3026.03</i>	<i>3023.53</i>	<i>2.50</i>	<i>99.92</i>
1.1	Amritsar Constituency	1412.01	1412.01	1411.51	0.50	99.96
1.2	Taran Tarn Constituency	1614.02	1614.02	1612.02	2.00	99.88
2	Bathinda	1618.61	1618.61	1618.61	0.00	100.00
3	Faridkot	1411.06	1386.85	1348.31	62.75	95.55
4	Ferozepur	1624.20	1621.44	1619.94	4.26	99.74
5	Gurdaspur	1549.09	1549.09	1549.09	0.00	100.00
6	Hoshiarpur	1609.62	1609.62	1607.71	1.91	99.88
<i>7</i>	<i>Jalandhar</i>	<i>3168.62</i>	<i>3168.62</i>	<i>3124.28</i>	<i>44.34</i>	<i>98.60</i>
7.1	Jalandhar Constituency	1592.88	1592.88	1581.58	11.30	99.29
7.2	Phillaur Constituency	1575.74	1575.74	1542.70	33.04	97.90
8	Ludhiana	1654.29	1654.29	1631.74	22.55	98.64
9	Patiala	1625.10	1625.10	1625.10	0.00	100.00
10	Ropar	1640.92	1630.70	1556.57	84.35	94.86
11	Sangrur	1631.62	1631.62	1631.62	0.00	100.00
	Grand Total	20559.16	20521.97	20336.50	222.66	98.92

SN	Nodal District	Works sanctioned		Works completed		Works under progress		UC's received	
		No.	Cost	No.	Cost	No.	Cost	No.	Cost
<i>1</i>	<i>2</i>	<i>3</i>	<i>4</i>	<i>5</i>	<i>6</i>	<i>7</i>	<i>8</i>	<i>9</i>	<i>10</i>
<i>1</i>	<i>Amritsar</i>	<i>3581</i>	<i>3026.03</i>	<i>3577</i>	<i>3023.53</i>	<i>4</i>	<i>2.50</i>	<i>3577</i>	<i>3023.53</i>
1.1	Amritsar Constituency	1557	1412.01	1556	1411.51	1	0.50	1556	1411.51
1.2	Taran Tarn	2024	1614.02	2021	1612.02	3	2.00	2021	1612.02
2	Bathinda	2110	1618.61	2110	1618.61	0	0.00	2110	1618.61
3	Faridkot *	3447	1386.85	3371	1341.97	76	44.88	3371	1341.97
4	Ferozepur	1832	1621.44	1831	1619.44	1	2.00	1786	1568.38
5	Gurdaspur	1882	1549.09	1882	1549.09	0	0.00	1760	1451.36
6	Hoshiarpur	3840	1609.62	3830	1598.95	10	10.67	3830	1598.95
7	<i>Jalandhar</i>	<i>6542</i>	<i>3168.62</i>	<i>6483</i>	<i>3124.28</i>	<i>59</i>	<i>44.34</i>	<i>6483</i>	<i>3124.28</i>
7.1	Jalandhar Constituency	2489	1592.88	2471	1581.58	18	11.30	2471	1581.58
7.2	Phillaur Constituency	4053	1575.74	4012	1542.70	41	33.04	4012	1542.70
8	Ludhiana	1682	1654.29	1660	1631.74	22	22.55	1660	1631.74
9	Patiala	1888	1625.10	1888	1625.10	0	0.00	1888	1625.10
10	Ropar	3435	1630.70	3334	1540.18	101	90.52	3334	1540.18
11	Sangrur	2471	1631.62	2471	1631.62	0	0	2471	1631.62
	Grand Total	32710	20521.97	32437	20304.51	273	217.46	32270	20155.72

* Including Rs. 22.88 Lakh received back unutilised for 22 works.

SN	Nodal District	Total Funds Recd by the MP	Funds distributed to successor MPs	Funds to be distributed	Total Funds Sanctioned by the MP Col. {3-(4+5)}	Actual Exp.	Unspent Balance Col.(6-7)	%age utilisation over funds available Col. (7/6)
1	2	3	4	5	6	7	8	9
1	Amritsar - Sh.Raj Mohinder Singh	500.46	0.00	0.00	500.46	500.46	0.00	100.00
2	Jalandhar							
2.1	Sh. Balbir Singh	438.80	55.04	0.00	383.76	381.76	<u>2.00</u>	99.48
2.2	Sh. Iqbal Singh	340.94	59.72	0.07	281.15	281.15	0.00	100.00
2.3	Sh. Barjinder Singh Hamdard	354.38	2.34	0.00	352.04	352.04	0.00	100.00
Total		1134.12	117.10	0.07	1016.95	1014.95	2.00	99.80
3	Ludhiana							
3.1	Sh. Jagir Singh Dard	426.18	23.18	0.00	403.00	399.61	<u>3.39</u>	99.16
3.2	Sh. Mohinder Singh Kalyan	489.97	36.97	0.00	453.00	447.00	<u>6.00</u>	98.68
3.3	Sh.Lajpat Rai	1218.34	122.59	0.00	1095.75	1072.96	<u>22.79</u>	97.92
Total		2134.49	182.74	0.00	1951.75	1919.57	32.18	98.35
4	Patiala							
4.1	Sh. Vinod Sharma	414.26	16.34	0.00	397.92	395.92	<u>2.00</u>	99.50
4.2	Sh. Surinder Kumar Singla	389.46	38.59	0.00	350.87	350.87	0.00	100.00
4.3	Sh. Gurchran Singh Tohra	1250.60	23.13	1.93	1225.54	1215.29	<u>10.25</u>	99.16
Total		2054.32	78.06	1.93	1974.33	1962.08	12.25	99.38
5	Ferozepur - Sh. Virendera Kataria	395.00	0.00	0.00	395.00	395.00	0.00	100.00

SN	Nodal District	Total Funds Recd by the MP	Funds distributed to successor MPs	Funds to be distributed	Total Funds Sanctioned by the MP Col. {3-(4+5)}	Actual Exp.	Unspent Balance Col.(6-7)	%age utilisation over funds available Col. (7/6)
1	2	3	4	5	6	7	8	9
6	Gurdaspur							
6.1	Sh. Bhupinder Singh Mann	212.81	9.70	0.00	203.11	203.11	0.00	100.00
6.2	Smt. Sukhbans Kaur Bhinder	557.66	10.26	0.00	547.40	485.72	<u>61.68</u>	88.73
	Total	770.47	19.96	0.00	750.51	688.83	61.68	91.78
7	Mansa- Sh. Balwinder Singh Bhunder	847.15	40.99	0.00	806.16	806.16	0.00	100.00
8	Fatehgarh Sahib - Sh.Sukhdev Singh Libra	1257.05	48.28	4.76	1204.01	1167.14	<u>36.87</u>	96.94
9	Sangrur- Sh.Sukhdev Singh Dhindsa	1264.31	10.29	0.00	1254.02	1254.02	0.00	100.00
10	Faridkot - Smt.Gurcharan Kaur	679.80	19.47	0.02	660.31	648.55	<u>11.76</u>	98.22
11	Mukatsar - Sh.Sukhbir Singh Badal	850.00	0.00	19.02	830.98	813.55	<u>17.43</u>	97.90
Grand Total		11887.17	516.89	25.80	11344.48	11170.31	174.17	98.46

SN	Nodal District	Works sanctioned		Works completed		Works under progress		UC's received	
		No.	Cost	No.	Cost	No.	Cost	No.	Cost
<i>1</i>	<i>2</i>	<i>3</i>	<i>4</i>	<i>5</i>	<i>6</i>	<i>7</i>	<i>8</i>	<i>9</i>	<i>10</i>
1	Amritsar- Sh.Raj Mohinder Singh	308	500.46	308	500.46	0	0.00	308	500.46
2	Jalandhar								
2.1	Sh. Balbir Singh	301	383.76	298	381.76	3	2.00	298	381.76
2.2	Sh. Iqbal Singh	187	281.15	187	281.15	0	0.00	187	276.15
2.3	Sh. Barjinder Singh Hamdard	229	352.04	229	352.04	0	0.00	229	352.04
	Total	717	1016.95	714	1014.95	3	2.00	714	1009.95
3	Ludhiana								
3.1	Sh. Jagir Singh Dard	290	403.00	286	399.61	4	3.39	286	399.61
3.2	Sh. Mohinder Singh Kalyan	153	453.00	151	447.00	2	6.00	151	447.00
3.3	Sh.Lajpat Rai	320	1095.75	316	1072.96	4	22.79	316	1072.96
	Total	763	1951.75	753	1919.57	10	32.18	753	1919.57
4	Patiala								
4.1	Sh. Vinod Sharma	259	397.92	258	395.92	1	2.00	258	395.92
4.2	Sh. Surinder Kumar Singla	404	350.87	404	350.87	0	0.00	404	350.87
4.3	Sh. Gurchran Singh Tohra	1418	1225.54	1402	1215.29	16	10.25	1402	1215.29
	Total	2081	1974.33	2064	1962.08	17	12.25	2064	1962.08

SN	Nodal District	Works sanctioned		Works completed		Works under progress		UC's received	
		No.	Cost	No.	Cost	No.	Cost	No.	Cost
1	2	3	4	5	6	7	8	9	10
5	Ferozepur - Sh. Virendera Kataria	134	395.00	134	395.00	0	0.00	134	395.00
6	Gurdaspur								
6.1	Sh. Bhupinder Singh Mann	206	203.11	206	203.11	0	0.00	206	203.11
6.2	Smt. Sukhbans Kaur Bhinder	497	547.40	346	367.22	151	180.18	137	191.80
	Total	703	750.51	552	570.33	151	180.18	343	394.91
7	Mansa - Sh. Balwinder Singh Bhunder	983	806.16	983	806.16	0	0.00	960	790.46
8	Fatehgarh Sahib - Sh.Sukhdev Singh Libra	1669	1204.01	1604	1156.36	65	47.65	1341	986.35
9	Sangrur* - Sh.Sukhdev Singh Dhindsa	1268	1254.02	1202	1254.02	66	0.00	1202	1254.02
10	Faridkot - Smt.Gurcharan Kaur	254	660.31	246	648.55	8	11.76	246	648.55
11	Mukatsar - Sh.Sukhbir Singh Badal	739	830.98	713	813.55	26	17.43	713	813.55
	Grand Total	9619	11344.48	9273	11041.03	346	303.45	8778	10674.90

* 66 works discontinued of Rs.73.02 lac

SN	Nodal District	Total Fund available	Sanction				Actual Expenditure				Unsanctioned/Unspent			Performance During Sept.,2007	
			Upto previous month 31/8/07	During current month 30/9/07 Col (6-4)	Upto current month 30/9/07	% age of funds sanctioned Col (6/3)	Upto previous month 31/8/07	During current month 30/9/07 Col(10-8)	Upto current month (30/9/07)	%age utilisation - Col(10/3)	Unsanctioned Balance - Col (3-6)	Total Unspent Balance Col (3-10)	Unspent with the Executing Agencies as on 30/9/2007 Col (13-12) =(6-10)	Unspent with the Executing Agencies as on 31/8/07 - Col (14+9-5) =(4-8)	%age of Funds spent during Sept. 07 - Col (9/15)
1	2	3	4	5	6	7	8	9	10	11	12	13	14	15	16
	Amritsar														
1	Sh.Navjot Singh Sidhu, LS (Amritsar)	718.45	715.39	0.00	715.39	99.57	631.23	7.70	638.93	88.93	3.06	79.52	76.46	84.16	9.15
2	Dr.Rattan Singh Ajnala,LS (Tarn Taran)	664.87	627.53	0.00	627.53	94.38	544.27	4.89	549.16	82.60	37.34	115.71	78.37	83.26	5.87
3	Sh.Rajmohinder Singh, RS	539.98	496.86	8.75	505.61	93.63	427.34	3.03	430.37	79.70	34.37	109.61	75.24	69.52	4.36
	<i>Total</i>	<i>1923.30</i>	<i>1839.78</i>	<i>8.75</i>	<i>1848.53</i>	<i>96.11</i>	<i>1602.84</i>	<i>15.62</i>	<i>1618.46</i>	<i>84.15</i>	<i>74.77</i>	<i>304.84</i>	<i>230.07</i>	<i>236.94</i>	<i>6.59</i>
4	Bathinda -Smt. Paramjit Kaur, LS	720.47	671.72	21.50	693.22	96.22	594.01	31.04	625.05	<u>86.76</u>	27.25	95.42	68.17	77.71	39.94
5	Faridkot -Sh. Sukhbir Singh Badal, LS	775.47	615.09	118.11	733.20	94.55	513.99	136.02	650.01	<u>83.82</u>	42.27	125.46	83.19	101.10	134.54
6	Ferozepur -Sh. Zora Singh Mann, LS	711.86	586.41	27.50	613.91	86.24	522.96	25.20	548.16	77.00	97.95	163.70	65.75	63.45	39.72
	Gurdaspur														
7	Sh. Vinod Khanna, LS	789.90	640.11	1.50	641.61	81.23	564.62	19.65	584.27	73.97	148.29	205.63	57.34	75.49	26.03
8	Sh.Ashwani Kumar, RS	558.29	547.26	8.50	555.76	99.55	479.95	23.99	503.94	90.26	2.53	54.35	51.82	67.31	35.64
	<i>Total</i>	<i>1348.19</i>	<i>1187.37</i>	<i>10.00</i>	<i>1197.37</i>	<i>88.81</i>	<i>1044.57</i>	<i>43.64</i>	<i>1088.21</i>	<i>80.72</i>	<i>150.82</i>	<i>259.98</i>	<i>109.16</i>	<i>142.80</i>	<i>30.56</i>

SN	Nodal District	Total Fund available	Sanction				Actual Expenditure				Unsanctioned/Unspent			Performance During Sept.,2007	
			Upto previous month 31/8/07	During current month 30/9/07 Col (6-4)	Upto current month 30/9/07	% age of funds sanctioned Col (6/3)	Upto previous month 31/8/07	During current month 30/9/07 Col(10-8)	Upto current month (30/9/07)	%age utilisation - Col(10/3)	Unsanctioned Balance - Col (3-6)	Total Unspent Balance Col (3-10)	Unspent with the Executing Agencies as on 30/9/2007 Col (13-12) =(6-10)	Unspent with the Executing Agencies as on 31/8/07 - Col (14+9-5) =(4-8)	%age of Funds spent during Sept. 07 - Col (9/15)
1	2	3	4	5	6	7	8	9	10	11	12	13	14	15	16
	Hoshiarpur														
9	Sh.Avinash Rai Khanna, LS	734.83	522.17	21.35	543.52	73.97	477.74	9.20	486.94	66.27	191.31	247.89	56.58	44.43	20.71
10	Sh. Dharampal Sabharwal, RS	559.15	394.17	0.00	394.17	70.49	369.25	2.00	371.25	66.40	164.98	187.90	22.92	24.92	8.03
11	Smt. Ambika Soni, RS	651.07	512.33	0.00	512.33	78.69	457.31	10.30	467.61	71.82	138.74	183.46	44.72	55.02	18.72
12	Sh.Varinder Singh Bajwa, RS	751.66	696.52	23.94	720.46	95.85	596.21	10.00	606.21	80.65	31.20	145.45	114.25	100.31	9.97
	<i>Total</i>	<i>2696.71</i>	<i>2125.19</i>	<i>45.29</i>	<i>2170.48</i>	<i>80.49</i>	<i>1900.51</i>	<i>31.50</i>	<i>1932.01</i>	<i>71.64</i>	<i>526.23</i>	<i>764.70</i>	<i>238.47</i>	<i>224.68</i>	<i>14.02</i>
	Jalandhar														
13	Sh.RanaGurjit Singh,LS (Jalandhar)	547.73	455.95	6.03	461.98	84.34	329.80	32.45	362.25	66.14	85.75	185.48	99.73	126.15	25.72
14	Sh. Charanjit Singh Attwal, LS (Phillaur)	578.28	561.62	0.00	561.62	97.12	331.02	13.06	344.08	59.50	16.66	234.20	217.54	230.60	5.66
15	Sh. Naresh Gujral, RS (Jalandhar)	110.02	34.67	0.00	34.67	31.51	0.00	0.00	0.00	0.00	75.35	110.02	34.67	34.67	0.00
	<i>Total</i>	<i>1236.03</i>	<i>1052.24</i>	<i>6.03</i>	<i>1058.27</i>	<i>212.98</i>	<i>660.82</i>	<i>45.51</i>	<i>706.33</i>	<i>57.15</i>	<i>177.76</i>	<i>529.70</i>	<i>351.94</i>	<i>391.42</i>	<i>11.63</i>

SN	Nodal District	Total Fund available	Sanction				Actual Expenditure				Unsanctioned/Unspent			Performance During Sept.,2007	
			Upto previous month 31/8/07	During current month 30/9/07 Col (6-4)	Upto current month 30/9/07	% age of funds sanctioned Col (6/3)	Upto previous month 31/8/07	During current month 30/9/07 Col(10-8)	Upto current month (30/9/07)	%age utilisation - Col(10/3)	Unsanctioned Balance - Col (3-6)	Total Unspent Balance Col (3-10)	Unspent with the Executing Agencies as on 30/9/2007 Col (13-12) =(6-10)	Unspent with the Executing Agencies as on 31/8/07 - Col (14+9-5) =(4-8)	%age of Funds spent during Sept. 07 - Col (9/15)
1	2	3	4	5	6	7	8	9	10	11	12	13	14	15	16
16	Ludhiana-Sh. Sharanjit Singh Dhillon, LS	729.64	651.41	70.80	722.21	98.98	433.58	0.00	433.58	59.42	7.43	296.06	288.63	217.83	0.00
17	Patiala-Smt. Preneet Kaur, LS	706.17	583.30	14.70	598.00	84.68	576.34	0.00	576.34	81.61	108.17	129.83	21.66	6.96	0.00
18	Sangrur-Sh. Sukhdev Singh Dhindsa, LS	708.94	574.99	20.43	595.42	83.99	491.94	21.36	513.30	72.40	113.52	195.64	82.12	83.05	25.72
19	Fatehgarh Sahib-Sh. Sukhdev Singh Libra, LS(Ropar)	740.03	615.09	29.35	644.44	87.08	508.69	20.10	528.79	71.46	95.59	211.24	115.65	106.40	18.89
20	Taran Tarn-Sh.Manohar Singh Gill, RS	733.81	632.45	0.00	632.45	86.19	561.90	2.78	564.68	76.95	101.36	169.13	67.77	70.55	3.94
Grand Total		13030.62	11135.04	372.46	11507.50	88.31	9412.15	372.77	9784.92	75.09	1523.12	3245.70	1722.58	1722.89	21.64

SN	Nodal District	Works sanctioned		Works completed		Works under progress		UC's received	
		No.	Cost	No.	Cost	No.	Cost	No.	Cost
1	2	3	4	5	6	7	8	9	10
1	Amritsar								
1.1	Sh.Navjot Singh Sidhu, LS (Amritsar)	564	715.39	262	424.30	302	291.09	262	424.30
1.2	Dr.Rattan Singh Ajnala,LS	577	627.53	184	236.54	393	390.99	184	236.54
1.3	Sh.Rajmohinder Singh, RS	331	505.61	130	220.73	201	284.88	130	220.73
Total		1472	1848.53	576	881.57	896	966.96	576	881.57
2	Bathinda- Smt. Paramjit Kaur, LS	730	693.22	402	406.90	328	286.32	402	406.90
3	Faridkot- Sh. Sukhbir Singh Baddal, LS	893	733.20	516	435.88	377	297.32	516	435.88
4	Ferozepur- Sh. Zora Singh Mann, LS	424	613.91	370	503.21	54	110.70	280	384.09
5	Gurdaspur								
5.1	Sh. Vinod Khanna, LS	708	641.61	493	428.27	215	213.34	283	207.10
5.2	Sh. Ashwani Kumar,RS	450	555.76	380	420.78	70	134.98	211	282.75
Total		1158	1197.37	873	849.05	285	348.32	494	489.85
6	Hoshiarpur								
6.1	Sh.Avinash Rai Khanna, LS	927	543.52	590	387.74	337	155.78	590	387.74
6.2	Sh. Dharampal Sabharwal, RS	71	394.17	32	183.86	39	210.31	32	183.86
6.3	Smt. Ambika Soni, RS	273	512.33	126	354.21	147	158.12	126	354.21
6.4	Sh.Varinder Singh Bajwa, RS	649	720.46	400	438.48	249	281.98	400	438.48
Total		1920	2170.48	1148	1364.29	772	806.19	1148	1364.29

SN	Nodal District	Works sanctioned		Works completed		Works under progress		UC's received	
		No.	Cost	No.	Cost	No.	Cost	No.	Cost
1	2	3	4	5	6	7	8	9	10
7	Jalandhar								
7.1	Sh.RanaGurjit Singh,LS (Jalandhar)	357	461.98	137	201.81	220	260.17	137	201.81
7.2	Sh. Charanjit Singh Attwal, LS (Phillaur)	691	561.62	342	238.28	349	323.34	342	238.28
7.3	Sh. Naresh Gujral, RS (Jalandhar)	3	34.67	0	0	3	34.67	0	0.00
Total		1051	1058.27	479	440.09	572	618.18	479	440.09
8	Ludhiana -Sh. Sharanjit Singh Dhillon, RS	683	722.20	313	289.38	370	432.82	313	289.38
9	Patiala -Smt. Preneet Kaur, LS	252	598.00	136	354.19	116	243.81	136	354.19
10	Sangrur -Sh. Sukhdev Singh Dhindsa, LS	843	595.42	486	340.22	357	255.20	486	340.22
11	Fatehgarh Sahib -Sh. Sukhdev Singh Libra, LS(Ropar)	1168	644.44	510	299.28	658	345.16	510	299.28
12	Tarn Taran -Sh.Manohar Singh Gill, RS	260	632.45	114	381.45	146	251.00	114	381.45
Grand Total		10854	11507.49	5923	6545.51	4931	4961.98	5454	6067.19

SN	Nodal District	Actual Works		Works Uploaded Out of col. 3	%age of Works Uploaded (col. 5/3)	Complete works placed on website out of col. 4	%age of complete works placed on website(col.7/4)
		Sanctioned	Completed				
1	2	3	4	5	6	7	8
1	Muktsar	739	713	739	100.00	709	99.44
2	Sangrur	4582	4159	4582	100.00	4143	99.62
3	Bathinda	2840	2512	2840	100.00	2504	99.68
4	Hoshiarpur	5760	4978	5758	99.97	4978	100.00
5	Mansa	983	983	981	99.80	981	99.80
6	Jalandhar	8310	7676	8283	99.68	7533	98.14
7	Firozpur	2390	2335	2377	99.46	2310	98.93
8	Amritsar	5361	4461	5239	97.72	4276	95.85
9	Faridkot	4594	4133	4460	97.08	3644	88.17
10	Gurdaspur	3743	3307	3565	95.24	3186	96.34
11	Fatehgarh Sahib(Ropar)	6272	5448	5963	95.07	4960	91.04
12	Ludhiana	3128	2726	2865	91.59	2001	73.40
13	Taran Tarn	260	114	220	84.62	112	98.25
14	Patiala	4221	4088	3370	79.84	2438	59.64
	Total	53183	47633	51242	96.35	43775	91.90

Sr. No.	District	Actual Works		Works Uploaded							
		Sanctioned	Completed	Completed	Ongoing	Yet Not Started	Discontinued	Delayed	Total Works Placed on Website (5+6+7+8)	% of Works Placed on Website (10/3)	% of Completed Works on Website (5/4)
1	2	3	4	5	6	7	8	9	10	11	12
	Amritsar										
1	Sh.Navjot Singh Sidhu, LS (Amritsar)	564	262	234	289	34	3	0	560	99.29	89.31
2	Dr.Rattan Singh Ajnala,LS (Taran Tarn)	577	184	171	381	24	1	0	577	100.00	92.93
3	Sh.Rajmohinder Singh, RS	331	130	112	105	107	0	0	324	97.89	86.15
	<i>Total</i>	<i>1472</i>	<i>576</i>	<i>517</i>	<i>775</i>	<i>165</i>	<i>4</i>	<i>0</i>	<i>1461</i>	<i>99.25</i>	<i>89.76</i>
4	Bathinda - Smt. Paramjit Kaur, LS	730	402	394	199	120	17	4	730	100.00	98.01
5	Faridkot - Sh. Sukhbir Singh Baddal, LS	893	516	328	158	280	2	18	768	86.00	63.57
6	Ferozepur - Sh. Zora Singh Mann, LS	424	370	361	38	22	3	18	424	100.00	97.57
	Gurdaspur										
7	Sh. Vinod Khanna, LS	708	493	481	71	46	0	6	598	84.46	97.57
9	Sh.Ashwani Kumar, RS	450	380	380	8	62	0	6	450	100.00	100.00
	<i>Total</i>	<i>1158</i>	<i>873</i>	<i>861</i>	<i>79</i>	<i>108</i>	<i>0</i>	<i>12</i>	<i>1048</i>	<i>90.50</i>	<i>98.63</i>
	Hoshiarpur										
10	Sh.Avinash Rai Khanna, LS	927	590	590	203	125	9	28	927	100.00	100.00
11	Sh. Dharampal Sabharwal, RS	71	32	32	10	29	0	-	71	100.00	100.00
12	Smt. Ambika Soni, RS	273	126	126	15	131	1	1	273	100.00	100.00
13	Sh.Varinder Singh Bajwa, RS	649	400	400	144	102	1	34	647	99.69	100.00
	<i>Total</i>	<i>1920</i>	<i>1148</i>	<i>1148</i>	<i>372</i>	<i>387</i>	<i>11</i>	<i>63</i>	<i>1918</i>	<i>99.90</i>	<i>100.00</i>

Sr. No.	District	Actual Works		Works Uploaded							
		Sanctioned	Completed	Completed	Ongoing	Yet Not Started	Discontinued	Delayed	Total Works Placed on Website (5+6+7+8)	% of Works Placed on Website (10/3)	% of Completed Works on Website (5/4)
1	2	3	4	5	6	7	8	9	10	11	12
	Jalandhar										
14	Sh.RanaGurjit Singh,LS (Jalandhar)	357	137	95	168	69	0	2	332	93.00	69.34
15	Sh. Charanjit Singh Attwal, LS (Phillaur)	691	342	277	180	226	6	4	689	99.71	80.99
16	Sh. Naresh Kumar Gujral, RS (Jalandhar)	3	0	0	0	3	0	0	3	100.00	0.00
	<i>Total</i>	<i>1051</i>	<i>479</i>	<i>372</i>	<i>348</i>	<i>298</i>	<i>6</i>	<i>6</i>	<i>1024</i>	<i>97.43</i>	<i>77.66</i>
16	Ludhiana - Sh. Sharanjit Singh Dhillon, LS	683	313	241	0	294	0	0	535	78.33	77.00
17	Patiala - Smt. Preneet Kaur, LS	252	136	136	110	6	0	0	252	100.00	100.00
18	Sangrur - Sh. Sukhdev Singh Dhindsa, LS	843	486	486	0	357	0	127	843	100.00	100.00
19	Fatehgarh Sahib - Sh. Sukhdev Singh Libra, LS(Ropar)	1168	510	510	578	80	0	4	1168	100.00	100.00
20	Taran Tarn - Sh. Manohar Singh Gill, RS	260	114	112	108	0	0	6	220	84.62	98.25
	Total	10854	5923	5466	2765	2117	43	258	10391	95.73	92.28

Sr. No.	Constituency	Actual Works		Works Uploaded							
		Sanctioned	Completed	Completed	Ongoing	Yet Not Started	Discontinued	Delayed	Total Works Placed on Website (5+6+7+8)	% of Works Placed on Website (10/3)	% of Completed Works on Website (5/4)
1	2	3	4	5	6	7	8	9	10	11	12
1	Amritsar	324	324	324	0	0	0	0	324	100.00	100.00
2	Bathinda	402	402	402	0	0	0	0	402	100.00	100.00
3	Faridkot	981	981	981	0	0	0	0	981	100.00	100.00
4	Ferozepur	477	477	473	0	0	0	2	473	99.16	99.16
5	Gurdaspur	331	331	331	0	0	0	0	331	100.00	100.00
6	Hoshiarpur	303	303	303	0	0	0	0	303	100.00	100.00
7	Jalandhar	422	422	421	0	1	0	0	422	100.00	99.76
8	Ludhiana	158	152	151	0	0	0	0	151	95.57	99.34
9	Patiala	155	155	143	0	0	0	0	143	92.26	92.26
10	Phillaur	645	645	630	0	15	0	61	645	100.00	97.67
11	Ropar	201	200	185	3	0	0	15	188	93.53	92.50
12	Sangrur	98	98	94	0	0	4	1	98	100.00	95.92
13	Taran Tarn	147	147	147	0	0	0	0	147	100.00	100.00
	Total	4644	4637	4585	3	16	4	79	4608	99.22	98.88

Sr. No.	Constituency	Actual Works		Works Uploaded							
		Sanctioned	Completed	Completed	Ongoing	Yet Not Started	Discontinued	Delayed	Total Works Placed on Website (5+6+7+8)	% of Works Placed on Website (10/3)	% of Completed Works on Website (5/4)
1	2	3	4	5	6	7	8	9	10	11	12
1	Amritsar	138	138	138	0	0	0	0	138	100.00	100.00
2	Bathinda	136	136	136	0	0	0	0	136	100.00	100.00
3	Faridkot	398	398	389	0	0	0	0	389	97.74	97.74
4	Firozpur	218	217	217	0	1	0	2	218	100.00	100.00
5	Gurdaspur	184	184	184	0	0	0	0	184	100.00	100.00
6	Hoshiarpur	328	328	328	0	0	0	0	328	100.00	100.00
7	Jalandhar	184	177	177	0	7	0	57	184	100.00	100.00
8	Ludhiana	190	190	188	0	0	0	0	188	98.95	98.95
9	Patiala	319	319	237	0	0	0	0	237	74.29	74.29
10	Phillaur	710	710	705	0	4	1	93	710	100.00	99.30
11	Ropar	403	403	335	0	0	0	0	335	83.13	83.13
12	Sangrur	291	291	285	0	0	6	1	291	100.00	97.94
13	Taran Tarn	521	521	504	0	0	0	0	504	96.74	96.74
	Total	4020	4012	3823	0	12	7	153	3842	95.57	95.29

Sr. No.	Constituency	Actual Works		Works Uploaded							
		Sanctioned	Completed	Completed	Ongoing	Yet Not Started	Discontinued	Delayed	Total Works Placed on Website (5+6+7+8)	% of Works Placed on Website (10/3)	% of Completed Works on Website (5/4)
1	2	3	4	5	6	7	8	9	10	11	12
1	Amritsar	49	49	49	0	0	0	0	49	100.00	100.00
2	Bathinda	238	238	238	0	0	0	0	238	100.00	100.00
3	Faridkot	285	285	285	0	0	0	0	285	100.00	100.00
4	Ferozepur	90	90	90	0	0	0	0	90	100.00	100.00
5	Gurdaspur	216	216	211	5	0	0	0	216	100.00	97.69
6	Hoshiarpur	289	289	289	0	0	0	0	289	100.00	100.00
7	Jalandhar	116	116	116	0	0	0	24	116	100.00	100.00
8	Ludhiana	71	71	71	0	0	0	0	71	100.00	100.00
9	Patiala	147	147	147	0	0	0	0	147	100.00	100.00
10	Phillaur	248	248	248	0	0	0	21	248	100.00	100.00
11	Ropar	270	270	234	0	36	0	0	270	100.00	86.67
12	Sangrur	234	234	230	0	0	4	0	234	100.00	98.29
13	Taran Tarn	192	192	192	0	0	0	0	192	100.00	100.00
	Total	2445	2445	2400	5	36	4	45	2445	100.00	98.16

Sr. No.		Actual Works		Works Uploaded							
		Sanctioned	Completed	Completed	Ongoing	Yet Not Started	Discontinued	Delayed	Total Works Placed on Website (5+6+7+8)	% of Works Placed on Website (10/3)	% of Completed Works on Website (5/4)
1	2	3	4	5	6	7	8	9	10	11	12
1	Amritsar	1046	1044	944	0	7	1	0	952	91.01	90.42
2	Bathinda	1334	1334	1334	0	0	0	1	1334	100.00	100.00
3	Faridkot	1783	1707	1416	6	354	7	14	1783	100.00	82.95
4	Firozpur	1047	1047	1035	0	0	3	5	1038	99.14	98.85
5	Gurdaspur	1151	1151	1093	0	0	0	0	1093	94.96	94.96
6	Hoshiarpur	2920	2910	2910	3	6	1	350	2920	100.00	100.00
7	Jalandhar	1767	1753	1743	3	19	2	339	1767	100.00	99.43
8	Ludhiana	1263	1247	760	0	447	1	0	1208	95.65	60.95
9	Patiala	1267	1267	832	0	109	0	116	941	74.27	65.67
10	Phillaur	2450	2409	2404	21	16	9	447	2450	100.00	99.79
11	Ropar	2561	2461	2355	148	21	37	32	2561	100.00	95.69
12	Sangrur	1848	1848	1848	0	0	0	12	1848	100.00	100.00
13	Taran Tarn	1164	1162	1153	0	11	0	0	1164	100.00	99.23
	Total	21601	21340	19827	181	990	61	1316	21059	97.49	92.91

Sr. No.	Constituency	Actual Works		Works Uploaded							
		Sanctioned	Completed	Completed	Ongoing	Yet Not Started	Discontinued	Delayed	Total Works Placed on Website (5+6+7+8)	% of Works Placed on Website (10/3)	% of Completed Works on Website (5/4)
1	2	3	4	5	6	7	8	9	10	11	12
1	Amritsar										
	Sh.Raj Mohinder Singh	308	308	308	0	0	0	0	308	100.00	100.00
2	Jalandhar										
2.1	Sh. Balbir Singh	301	301	301	0	0	0	118	301	100.00	100.00
2.2	Sh. Iqbal Singh	187	187	187	0	0	0	87	187	100.00	100.00
2.3	Sh. Barjinder Singh Hamdard	229	229	229	0	0	0	61	229	100.00	100.00
	<i>Total</i>	<i>717</i>	<i>717</i>	<i>717</i>	<i>0</i>	<i>0</i>	<i>0</i>	<i>266</i>	<i>717</i>	<i>100.00</i>	<i>100.00</i>
3	Ludhiana										
3.1	Sh. Jagir Singh Dard	290	289	289	0	1	0	0	290	100.00	100.00
3.2	Sh. Mohinder Singh Kalyan	153	151	146	0	3	0	0	149	97.39	96.69
3.3	Sh.Lajpat Rai	320	313	155	1	117	0	1	273	85.31	49.52
	<i>Total</i>	<i>763</i>	<i>753</i>	<i>590</i>	<i>1</i>	<i>121</i>	<i>0</i>	<i>1</i>	<i>712</i>	<i>93.32</i>	<i>78.35</i>
4	Patiala										
4.1	Sh. Vinod Sharma	259	258	257	1	0	0	2	258	99.61	99.61
4.2	Sh. Surinder Kumar Singla	404	404	390	5	0	0	7	395	97.77	96.53
4.3	Sh.Gurcharan Singh Tohra	1418	1402	296	370	331	0	403	997	70.31	21.11
	<i>Total</i>	<i>2081</i>	<i>2064</i>	<i>943</i>	<i>376</i>	<i>331</i>	<i>0</i>	<i>412</i>	<i>1650</i>	<i>79.29</i>	<i>45.69</i>

Sr. No.	Constituency	Actual Works		Works Uploaded							
		Sanctioned	Completed	Completed	Ongoing	Yet Not Started	Discontinued	Delayed	Total Works Placed on Website (5+6+7+8)	% of Works Placed on Website (10/3)	% of Completed Works on Website (5/4)
1	2	3	4	5	6	7	8	9	10	11	12
5	Ferozepur										
	Sh. Virendera Kataria	134	134	134	0	0	0	0	134	100.00	100.00
6	Gurdaspur										
6.1	Sh. Bhupinder Singh Mann	206	206	200	0	0	0	0	200	97.09	97.09
6.2	Smt. Sukhbans Kaur Bhinder	497	346	306	170	17	0	3	493	99.20	88.44
<i>Total</i>		<i>703</i>	<i>552</i>	<i>506</i>	<i>170</i>	<i>17</i>	<i>0</i>	<i>3</i>	<i>693</i>	<i>98.58</i>	<i>91.67</i>
7	Mansa										
	Sh. Balwinder Singh Bhunder	983	983	981	0	0	0	6	981	99.80	99.80
8	Fatehgarh Sahib										
	Sh.Sukhdev Singh Libra	1669	1604	1341	65	21	14	11	1441	86.34	83.60
9	Sangrur										
	Sh.Sukhdev Singh Dhindsa	1268	1202	1200	0	0	68	3	1268	100.00	99.83
10	Faridkot										
	Smt.Gurcharan Kaur	254	246	245	2	5	2	4	254	100.00	99.59
11	Mukatsar										
	Sh.Sukhbir Singh Badal	739	713	709	0	29	1	0	739	100.00	99.44
Grand Total		9619	9276	7674	614	524	85	706	8897	92.49	82.73