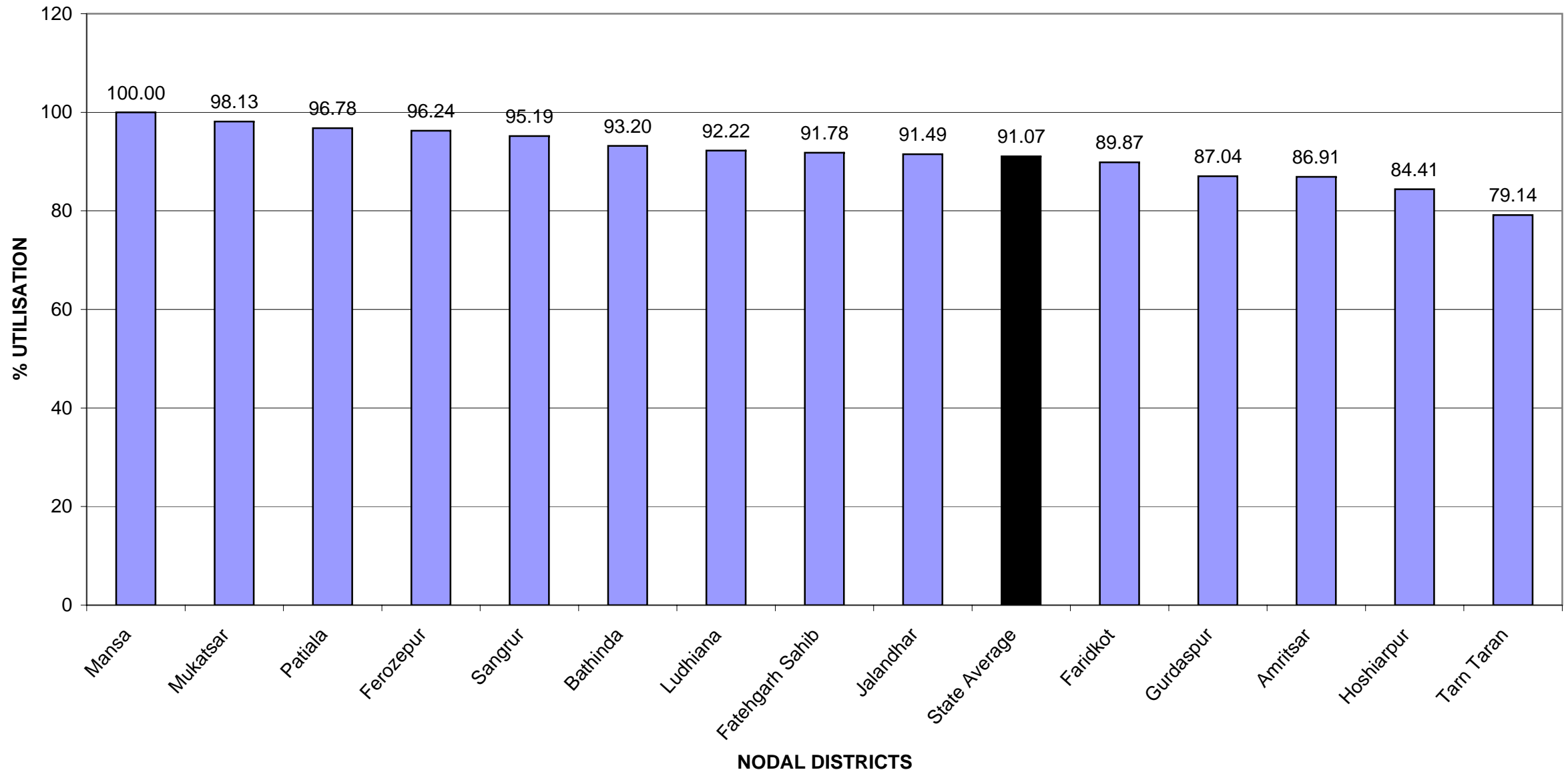
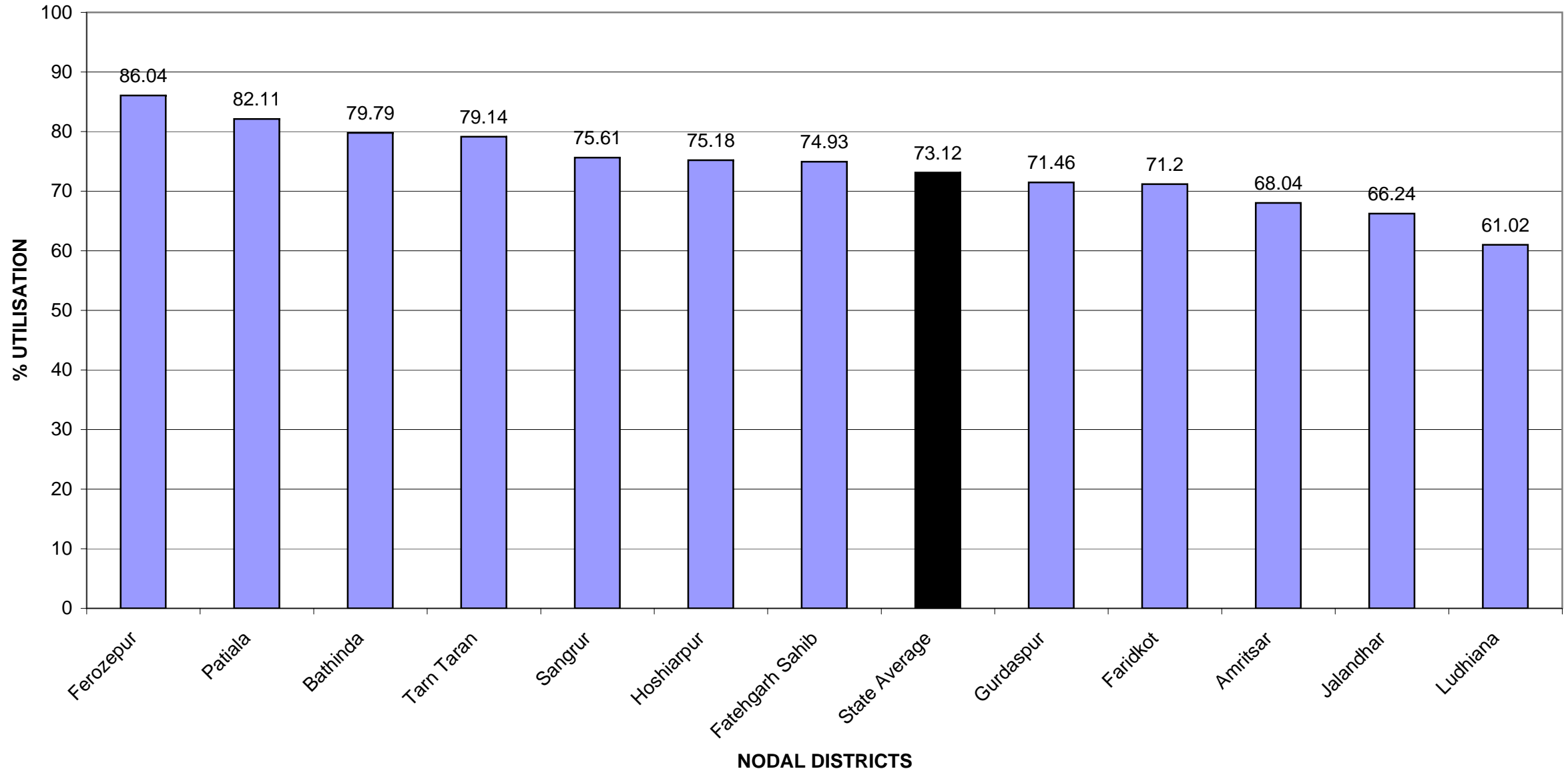


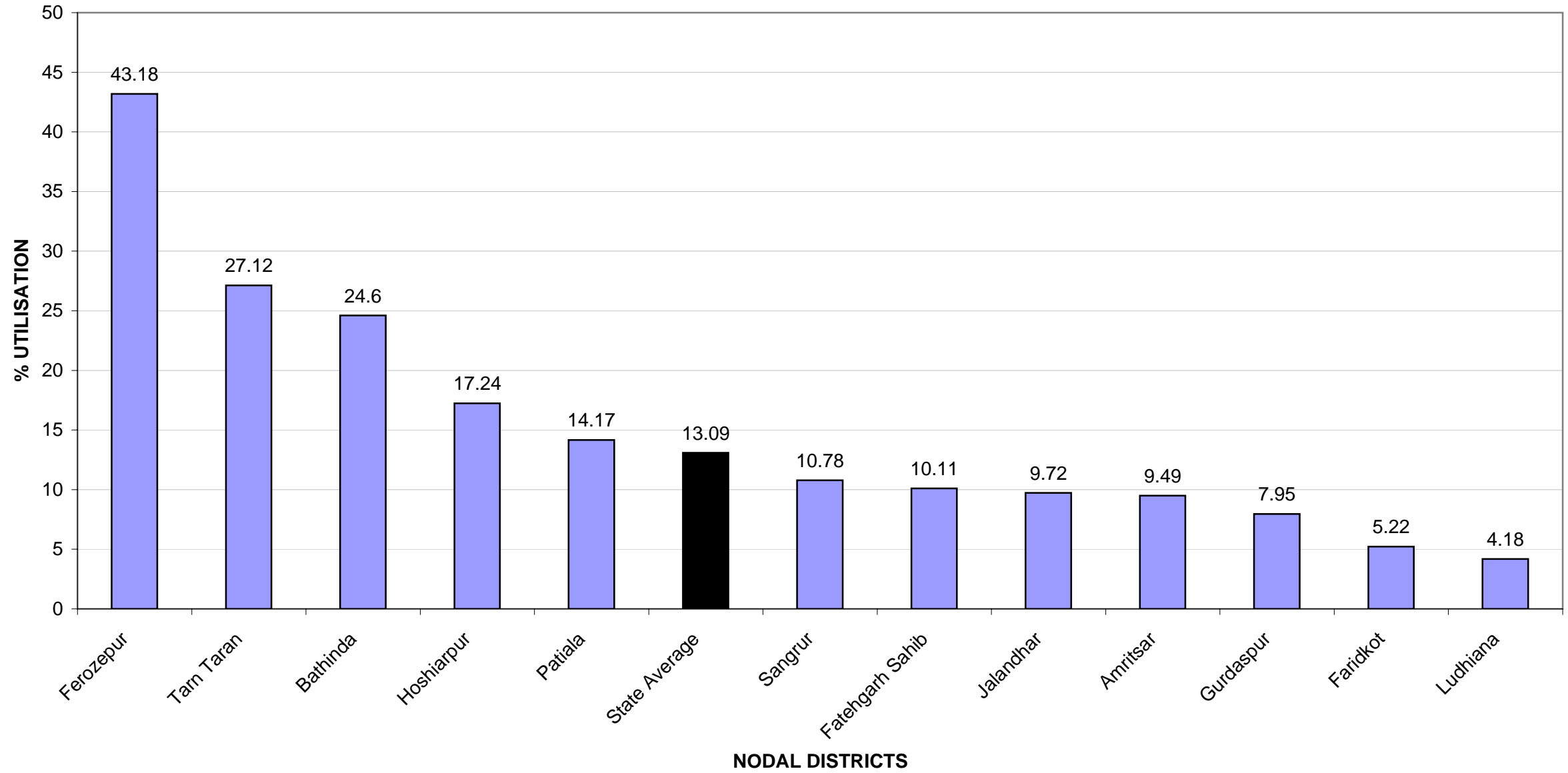
**ITEM 2.1%AGE UTILISATION OF FUNDS UPTO 30-11-2007 SITTING/EX MPs BOTH LS AND RS SINCE INCEPTION(1993-1994)**



ITEM 5.1 (A) %AGE UTILISATION OF FUNDS UPTO 30-11-2007 NODAL DISTRICT WISE- FOR SITTING MPs BOTH LS AND RS



ITEM 5.1(B)%AGE UTILISATION OF FUNDS DURING Nov.2007-NODAL DISTRICT WISE-FOR SITTING MPs BOTH LS AND RS



SN	Constituency	Installments not released by Govt. of India			Reasons of non-release			
		2006-07 (IInd)	2007-08 (Ist)	2007-08 (IIInd)	Unsanctioned balance >50 lakh	Unspent Balance >100 lakh	UC pending	Audit certificate pending
1	Amritsar			1	Yes	Yes	2006-07	2005-06
2	Faridkot			1	Yes	Yes	2006-07	2005-06
3	Ferozepur			1	No	No	2006-07	
4	Gurdaspur			1	Yes	Yes	2006-07	2005-06
5	Hoshiarpur			1	No	Yes		AC 2006-07 not in format
6	Jalandhar	1	1	1	Yes	Yes	2005-06 2006-07	2005-06
7	Ludhiana			1	No	Yes	2006-07	
8	Patiala			1	Yes	Yes	2006-07	2005-06
9	Phillaur	1	1	1	No	Yes	2005-06 2006-07	2004-05 2005-06
10	Ropar			1	Yes	Yes	2006-07	
11	Sangrur			1	No	Yes	2006-07	
12	Tarn Taran			1	Yes	Yes	2006-07	2005-06
	<b>Total</b>	<b>2</b>	<b>2</b>	<b>12</b>				

SN.	Name - Rajya Sabha MP	Installments not released by GOI					Reasons of non-release			
		2005-06 (IInd)	2006-07 (Ist)	2006-07 (IInd)	2007-08 (Ist)	2007-08 (IInd)	Unsanctioned balance >50 lakh	Unspent Balance >100 lakh	UC pending	Audit certificate pending
1	Sh. Rajmohinder Singh (Amritsar)					1	Yes	Yes	2006-07	2005-06
2	Sh. Ashwani Kumar (Gurdaspur)	1	1	1	1	1	Yes	Yes	2004-05 2005-06 2006-07	2003-04 2004-05 2005-06
3	Smt.Ambika Soni (Hoshiarpur)					1	Yes	Yes		
4	Sh.Varinder Singh Bajwa (Hoshiarpur)					1	No	Yes		**
5	Sh. Dharam Pal Sabarwal (Hoshiarpur)			1	1	1	Yes	Yes		
6	Sh. Naresh Gujral, (Jalandhar )			1*		1	No	No	2005-06 2006-07	2004-05 2005-06
7	Sh. Manohar Singh Gill (Taran Tarn)					1	Yes	Yes	2006-07	2005-06
	<b>Total</b>	<b>1</b>	<b>1</b>	<b>3</b>	<b>2</b>	<b>7</b>				

\*This instalment is pending in respect of late Smt. Sukhbans Kaur Bhinder MP(RS)in whose place Sh. Naresh Gujral has been elected.

\*\* AC 2005-06 has not certified that funds are not kept in fixed deposits.ATN is to be furnished.

(Rs Lacs)

**ITEM 2.1 : UTILISATION OF FUNDS - SITTING/EX MPs BOTH LS AND RS SINCE INCEPTION OF SCHEME TO 30/11/2007**

As on 30/11/2007

SN	Nodal District	Funds available					Actual Expenditure					Unutilised funds (Col 7-Col 12)	% age utilisation of funds Col.(12/7)	Rank
		Sitting Lok Sabha	Sitting Rajya Sabha	Previous Lok Sabha	Retired Rajya Sabha	Total	Sitting Lok Sabha	Sitting Rajya Sabha	Previous Lok Sabha	Retired Rajya Sabha	Total			
1	2	3	4	5	6	7	8	9	10	11	12	13	14	15
1	Amritsar	1790.42	639.98	3026.03	500.46	5956.89	1220.72	432.97	3023.03	500.46	5177.18	<u>779.71</u>	86.91	12
2	Bathinda	821.54	0.00	1618.61	0.00	2440.15	655.50	0.00	1618.61	0.00	2274.11	166.04	93.20	6
3	Faridkot	976.90	0.00	1359.96	660.31	2997.17	695.59	0.00	1349.53	648.55	2693.67	<u>303.50</u>	89.87	10
4	Ferozepur	711.86	0.00	1623.12	395.00	2729.98	612.45	0.00	1619.94	395.00	2627.39	<u>102.59</u>	96.24	4
5	Gurdaspur	789.90	758.29	1549.09	750.51	3847.79	597.98	508.35	1549.09	693.77	3349.19	<u>498.60</u>	87.04	11
6	Hoshiarpur	735.43	1961.88	1609.02	0.00	4306.33	522.44	1505.37	1607.11	0.00	3634.92	<u>671.41</u>	84.41	13
7	Jalandhar	1126.49	110.02	3168.14	1016.95	5421.60	805.31	13.75	3125.96	1014.95	4959.97	<u>461.63</u>	91.49	9
8	Ludhiana	733.07	0.00	1644.58	1951.50	4329.15	447.32	0.00	1624.43	1920.63	3992.38	<u>336.77</u>	92.22	7
9	Patiala	706.17	0.00	1625.10	1974.33	4305.60	579.83	0.00	1625.10	1962.08	4167.01	<u>138.59</u>	96.78	3
10	Sangrur	708.94	0.00	1631.62	1254.02	3594.58	536.00	0.00	1631.62	1254.02	3421.64	<u>172.94</u>	95.19	5
11	Fatehgarh Sahib	740.03	0.00	1630.70	1204.01	3574.74	554.54	0.00	1556.57	1169.69	3280.80	<u>293.94</u>	91.78	8
12	Mansa	0.00	0.00	0.00	806.16	806.16	0.00	0.00	0.00	806.16	806.16	0.00	100.00	1
13	Mukatsar	0.00	0.00	0.00	830.98	830.98	0.00	0.00	0.00	815.44	815.44	15.54	98.13	2
14	Tarn Taran	0.00	734.66	0.00	0.00	734.66	0.00	581.43	0.00	0.00	581.43	<u>153.23</u>	79.14	14
	<b>Total</b>	<b>9840.75</b>	<b>4204.83</b>	<b>20485.97</b>	<b>11344.23</b>	<b>45875.78</b>	<b>7227.68</b>	<b>3041.87</b>	<b>20330.99</b>	<b>11180.75</b>	<b>41781.29</b>	<b>4094.49</b>	<b>91.07</b>	

SN.	Nodal District	Works Sanctioned					Works Completed					Pending Works (col.7-12)	%age of works completed Col.(12/7)	Rank
		Sitting Lok Sabha	Sitting Rajya Sabha	Previous Lok Sabha	Retd. Rajya Sabha	Total	Sitting Lok Sabha	Sitting Rajya Sabha	Previous Lok Sabha	Retd. Rajya Sabha	Total			
1	2	3	4	5	6	7	8	9	10	11	12	13	14	15
1	Amritsar	1223	341	3581	308	5453	446	130	3577	308	4461	992	<u>81.81</u>	13
2	Bathinda	756	0	2110	0	2866	428	0	2110	0	2538	328	<u>88.56</u>	8
3	Faridkot	982	0	3405	254	4641	540	0	3371	246	4157	484	89.57	7
4	Ferozepur	471	0	1832	134	2437	393	0	1831	134	2358	79	96.76	2
5	Gurdaspur	709	542	1882	703	3836	507	395	1882	578	3362	474	<u>87.64</u>	9
6	Hoshiarpur	1019	1020	3837	0	5876	632	605	3828	0	5065	811	<u>86.20</u>	12
7	Jalandhar	1074	6	6541	717	8338	507	0	6482	714	7703	635	92.38	5
8	Ludhiana	686	0	1682	762	3130	318	0	1660	753	2731	399	<u>87.25</u>	10
9	Patiala	258	0	1888	2081	4227	138	0	1888	2064	4090	137	96.76	2
10	Sangrur	918	0	2471	1200	4589	493	0	2471	1200	4164	425	90.74	6
11	Fatehgarh Sahib	1261	0	3435	1669	6365	572	0	3337	1590	5499	866	<u>86.39</u>	11
12	Mansa	0	0	0	983	983	0	0	0	983	983	0	100.00	1
13	Mukatsar	0	0	0	739	739	0	0	0	713	713	26	96.48	4
14	TarnTaran	0	257	0	0	257	0	114	0	0	114	143	<u>44.36</u>	14
<b>Total</b>		<b>9357</b>	<b>2166</b>	<b>32664</b>	<b>9550</b>	<b>53737</b>	<b>4974</b>	<b>1244</b>	<b>32437</b>	<b>9283</b>	<b>47938</b>	<b>5799</b>	<b>89.21</b>	

SN	Nodal District	Total Funds available	Funds sanctioned	Actual Expenditure	Unutilised/ Unspent Balance (col.3 -col.5)	%age utilisation over funds available (col.5 over col.3)
<i>1</i>	<i>2</i>	<i>3</i>	<i>4</i>	<i>5</i>	<i>6</i>	<i>7</i>
<i>1</i>	<i>Amritsar</i>	<i>3026.03</i>	<i>3026.03</i>	<i>3023.03</i>	<i>3.00</i>	<i>99.90</i>
1.1	Amritsar Constituency	1412.01	1412.01	1411.01	<u>1.00</u>	99.93
1.2	Taran Tarn Constituency	1614.02	1614.02	1612.02	<u>2.00</u>	99.88
2	Bathinda	1618.61	1618.61	1618.61	0.00	100.00
3	Faridkot	1359.96	1359.96	1349.53	<u>10.43</u>	99.23
4	Ferozepur	1623.12	1623.12	1619.94	<u>3.18</u>	99.80
5	Gurdaspur	1549.09	1549.09	1549.09	0.00	100.00
6	Hoshiarpur	1609.02	1609.02	1607.11	<u>1.91</u>	99.88
<i>7</i>	<i>Jalandhar</i>	<i>3168.14</i>	<i>3168.14</i>	<i>3125.96</i>	<i>42.18</i>	<i>98.67</i>
7.1	Jalandhar Constituency	1592.88	1592.88	1583.08	<u>9.80</u>	99.38
7.2	Phillaur Constituency	1575.26	1575.26	1542.88	<u>32.38</u>	97.94
8	Ludhiana	1644.58	1644.58	1624.43	<u>20.15</u>	98.77
9	Patiala	1625.10	1625.10	1625.10	0.00	100.00
10	Ropar	1630.70	1630.70	1556.57	<u>74.13</u>	95.45
11	Sangrur	1631.62	1631.62	1631.62	0.00	100.00
	<b>Grand Total</b>	<b>20485.97</b>	<b>20485.97</b>	<b>20330.99</b>	<b>154.98</b>	<b>99.24</b>

SN	Nodal District	Works sanctioned		Works completed		Works under progress		UC's received	
		No.	Cost	No.	Cost	No.	Cost	No.	Cost
<i>1</i>	<i>2</i>	<i>3</i>	<i>4</i>	<i>5</i>	<i>6</i>	<i>7</i>	<i>8</i>	<i>9</i>	<i>10</i>
<i>1</i>	<i>Amritsar</i>	<i>3581</i>	<i>3026.03</i>	<i>3577</i>	<i>3023.03</i>	<i>4</i>	<i>3.00</i>	<i>3577</i>	<i>3023.03</i>
1.1	Amritsar Constituency	1557	1412.01	1556	1411.01	1	1.00	1556	1411.01
1.2	Taran Tarn	2024	1614.02	2021	1612.02	3	2.00	2021	1612.02
2	Bathinda	2110	1618.61	2110	1618.61	0	0.00	2110	1618.61
3	Faridkot	3405	1359.96	3371	1341.97	34	17.99	3371	1341.97
4	Ferozepur	1832	1623.12	1831	1619.44	1	3.68	1793	1572.38
5	Gurdaspur	1882	1549.09	1882	1549.09	0	0.00	1825	1495.30
6	Hoshiarpur	3837	1609.02	3828	1598.35	9	10.67	3828	1598.35
<i>7</i>	<i>Jalandhar</i>	<i>6541</i>	<i>3168.14</i>	<i>6482</i>	<i>3125.96</i>	<i>59</i>	<i>42.18</i>	<i>6482</i>	<i>3125.96</i>
7.1	Jalandhar Constituency	2489	1592.88	2471	1583.08	18	9.80	2471	1583.08
7.2	Phillaur Constituency	4052	1575.26	4011	1542.88	41	32.38	4011	1542.88
8	Ludhiana	1682	1644.58	1660	1624.43	22	20.15	1660	1624.43
9	Patiala	1888	1625.10	1888	1625.10	0	0.00	1888	1625.10
10	Ropar	3435	1630.70	3337	1544.18	98	86.52	3337	1544.18
11	Sangrur	2471	1631.62	2471	1631.62	0	0	2471	1631.62
	<b>Grand Total</b>	<b>32664</b>	<b>20485.97</b>	<b>32437</b>	<b>20301.78</b>	<b>227</b>	<b>184.19</b>	<b>32342</b>	<b>20200.93</b>

SN	Nodal District	Total Funds Recd by the MP	Funds distributed to successor MPs	Funds to be distributed	Total Funds Sanctioned by the MP Col. {3-(4+5)}	Actual Exp.	Unspent Balance Col.(6-7)	%age utilisation over funds available Col. (7/6)
1	2	3	4	5	6	7	8	9
1	Amritsar - Sh.Raj Mohinder Singh	500.46	0.00	0.00	500.46	500.46	0.00	100.00
2	<b>Jalandhar</b>							
2.1	Sh. Balbir Singh	438.80	55.04	0.00	383.76	381.76	<u>2.00</u>	99.48
2.2	Sh. Iqbal Singh	340.94	59.79	0.00	281.15	281.15	0.00	100.00
2.3	Sh. Barjinder Singh Hamdard	354.38	2.34	0.00	352.04	352.04	0.00	100.00
Total		<b>1134.12</b>	<b>117.17</b>	<b>0.00</b>	<b>1016.95</b>	<b>1014.95</b>	<b>2.00</b>	99.80
3	<b>Ludhiana</b>							
3.1	Sh. Jagir Singh Dard	426.18	23.18	0.25	402.75	399.61	<u>3.14</u>	99.22
3.2	Sh. Mohinder Singh Kalyan	489.97	36.97	0.00	453.00	447.00	<u>6.00</u>	98.68
3.3	Sh.Lajpat Rai	1218.34	122.59	0.00	1095.75	1074.02	<u>21.73</u>	98.02
Total		<b>2134.49</b>	<b>182.74</b>	<b>0.25</b>	<b>1951.50</b>	<b>1920.63</b>	<b>30.87</b>	<b>98.42</b>
4	<b>Patiala</b>							
4.1	Sh. Vinod Sharma	414.26	16.34	0.00	397.92	395.92	<u>2.00</u>	99.50
4.2	Sh. Surinder Kumar Singla	389.46	38.59	0.00	350.87	350.87	0.00	100.00
4.3	Sh. Gurchran Singh Tohra	1250.60	23.13	1.93	1225.54	1215.29	<u>10.25</u>	99.16
Total		<b>2054.32</b>	<b>78.06</b>	<b>1.93</b>	<b>1974.33</b>	<b>1962.08</b>	<b>12.25</b>	<b>99.38</b>

SN	Nodal District	Total Funds Recd by the MP	Funds distributed to successor MPs	Funds to be distributed	Total Funds Sanctioned by the MP Col. {3-(4+5)}	Actual Exp.	Unspent Balance Col.(6-7)	%age utilisation over funds available Col. (7/6)
1	2	3	4	5	6	7	8	9
5	<b>Ferozepur</b> - Sh. Virendera Kataria	395.00	0.00	0.00	395.00	395.00	0.00	100.00
6	<b>Gurdaspur</b>							
6.1	Sh. Bhupinder Singh Mann	212.81	9.70	0.00	203.11	203.11	0.00	100.00
6.2	Smt. Sukhbans Kaur Bhinder	557.66	10.26	0.00	547.40	490.66	<u>56.74</u>	89.63
	Total	770.47	19.96	0.00	750.51	693.77	56.74	92.44
7	<b>Mansa</b> - Sh. Balwinder Singh Bhunder	847.15	40.99	0.00	806.16	806.16	0.00	100.00
8	<b>Fatehgarh Sahib</b> - Sh.Sukhdev Singh Libra	1257.13	53.12	0.00	1204.01	1169.69	<u>34.32</u>	97.15
9	<b>Sangrur</b> - Sh.Sukhdev Singh Dhindsa	1264.31	10.29	0.00	1254.02	1254.02	0.00	100.00
10	<b>Faridkot</b> - Smt.Gurcharan Kaur	679.80	19.47	0.02	660.31	648.55	<u>11.76</u>	98.22
11	<b>Mukatsar</b> - Sh.Sukhbir Singh Badal	850.00	19.02	0.00	830.98	815.44	<u>15.54</u>	98.13
<b>Grand Total</b>		<b>11887.25</b>	<b>540.82</b>	<b>2.20</b>	<b>11344.23</b>	<b>11180.75</b>	<b>163.48</b>	<b>98.56</b>

SN	Nodal District	Works sanctioned		Works completed		Works under progress		UC's received	
		No.	Cost	No.	Cost	No.	Cost	No.	Cost
<i>1</i>	<i>2</i>	<i>3</i>	<i>4</i>	<i>5</i>	<i>6</i>	<i>7</i>	<i>8</i>	<i>9</i>	<i>10</i>
1	Amritsar- Sh.Raj Mohinder Singh	308	500.46	308	500.46	0	0.00	308	500.46
2	<b>Jalandhar</b>								
2.1	Sh. Balbir Singh	301	383.76	298	381.76	<u>3</u>	2.00	298	381.76
2.2	Sh. Iqbal Singh	187	281.15	187	281.15	0	0.00	187	281.15
2.3	Sh. Barjinder Singh Hamdard	229	352.04	229	352.04	0	0.00	229	352.04
	<b>Total</b>	717	1016.95	714	1014.95	3	2.00	714	1014.95
3	<b>Ludhiana</b>								
3.1	Sh. Jagir Singh Dard	289	402.75	286	399.61	<u>3</u>	3.14	286	399.61
3.2	Sh. Mohinder Singh Kalyan	153	453.00	151	447.00	<u>2</u>	6.00	151	447.00
3.3	Sh.Lajpat Rai	320	1095.75	316	1072.96	<u>4</u>	22.79	316	1072.96
	<b>Total</b>	762	1951.50	753	1919.57	9	31.93	753	1919.57
4	<b>Patiala</b>								
4.1	Sh. Vinod Sharma	259	397.92	258	395.92	<u>1</u>	2.00	258	395.92
4.2	Sh. Surinder Kumar Singla	404	350.87	404	350.87	0	0.00	404	350.87
4.3	Sh. Gurchran Singh Tohra	1418	1225.54	1402	1215.29	<u>16</u>	10.25	1402	1215.29
	<b>Total</b>	2081	1974.33	2064	1962.08	17	12.25	2064	1962.08

SN	Nodal District	Works sanctioned		Works completed		Works under progress		UC's received	
		No.	Cost	No.	Cost	No.	Cost	No.	Cost
1	2	3	4	5	6	7	8	9	10
5	Ferozepur - Sh. Virendera Kataria	134	395.00	134	395.00	0	0.00	134	395.00
6	<b>Gurdaspur</b>								
6.1	Sh. Bhupinder Singh Mann	206	203.11	206	203.11	0	0.00	206	203.11
6.2	Smt. Sukhbans Kaur Bhinder	497	547.40	372	399.38	<u>125</u>	148.02	165	223.96
	<b>Total</b>	703	750.51	578	602.49	125	148.02	371	427.07
7	<b>Mansa</b> - Sh. Balwinder Singh Bhunder	983	806.16	983	806.16	0	0.00	960	790.46
8	<b>Fatehgarh Sahib</b> - Sh.Sukhdev Singh Libra	1669	1204.01	1590	1159.16	<u>79</u>	44.85	1540	1106.30
9	<b>Sangrur*</b> - Sh.Sukhdev Singh Dhindsa	1200	1254.02	1200	1254.02	<u>0</u>	0.00	1200	1254.02
10	<b>Faridkot</b> - Smt.Gurcharan Kaur	254	660.31	246	648.55	<u>8</u>	11.76	246	648.55
11	<b>Mukatsar</b> - Sh.Sukhbir Singh Badal	739	830.98	713	815.44	<u>26</u>	15.54	713	815.44
	<b>Grand Total</b>	<b>9550</b>	<b>11344.23</b>	<b>9283</b>	<b>11077.88</b>	<b>267</b>	<b>266.35</b>	<b>9003</b>	<b>10833.90</b>

\* 68 works discontinued of Rs.73.03 lac are excluded.

SN	Nodal District	Total Fund available	Sanction				Actual Expenditure				Unsanctioned/Unspent			Performance During Nov.,2007	
			Upto previous month 31/10/07	During current month 30/11/07 Col (6-4)	Upto current month 30/11/07	% age of funds sanctioned Col (6/3)	Upto previous month 31/10/07	During current month 30/11/07 Col(10-8)	Upto current month (30/11/07)	%age utilisation - Col(10/3)	Unsanctioned Balance - Col (3-6)	Total Unspent Balance Col (3-10)	Unspent with the Executing Agencies as on 30/11/07 - Col (13-12) =(6-10)	Unspent with the Executing Agencies as on 31/10/07 - Col (14+9-5) =(4-8)	%age of Funds spent during Nov. 07 - Col (9/15)
1	2	3	4	5	6	7	8	9	10	11	12	13	14	15	16
	<b>Amritsar</b>														
1	Sh.Navjot Singh Sidhu, LS (Amritsar)	1025.55	715.39	43.25	758.64	73.97	643.06	4.47	647.53	63.14	266.91	378.02	111.11	72.33	6.18
2	Dr.Rattan Singh Ajnala,LS (Tarn Taran)	764.87	660.53	13.00	673.53	88.06	554.64	18.55	573.19	74.94	91.34	<u>191.68</u>	100.34	105.89	17.52
3	Sh.Rajmohinder Singh, RS	639.98	515.61	0.00	515.61	80.57	431.05	1.92	432.97	67.65	124.37	<u>207.01</u>	82.64	84.56	2.27
	<i>Total</i>	<i>2430.40</i>	<i>1891.53</i>	<i>56.25</i>	<i>1947.78</i>	<i>80.14</i>	<i>1628.75</i>	<i>24.94</i>	<i>1653.69</i>	<i>68.04</i>	<i>482.62</i>	<i>776.71</i>	<i>294.09</i>	<i>262.78</i>	<i>9.49</i>
4	<b>Bathinda-Smt. Paramjit Kaur, LS</b>	821.54	705.92	7.20	713.12	86.80	639.05	16.45	655.50	79.79	108.42	166.04	57.62	66.87	24.60
5	<b>Faridkot-Sh. Sukhbir Singh Badal, LS</b>	976.90	758.37	25.50	783.87	80.24	692.13	3.46	695.59	71.20	193.03	281.31	88.28	66.24	5.22
6	<b>Ferozepur-Sh. Zora Singh Mann, LS</b>	711.86	683.18	7.89	691.07	97.08	558.70	53.75	612.45	86.04	20.79	<u>99.41</u>	78.62	124.48	43.18
	<b>Gurdaspur</b>														
7	Sh. Vinod Khanna, LS	789.90	642.61	0.00	642.61	81.35	588.27	9.71	597.98	75.70	<u>147.29</u>	<u>191.92</u>	44.63	54.34	17.87
8	Sh.Ashwani Kumar, RS	758.29	594.26	22.02	616.28	81.27	506.78	1.57	508.35	67.04	<u>142.01</u>	<u>249.94</u>	107.93	87.48	1.79
	<i>Total</i>	<i>1548.19</i>	<i>1236.87</i>	<i>22.02</i>	<i>1258.89</i>	<i>81.31</i>	<i>1095.05</i>	<i>11.28</i>	<i>1106.33</i>	<i>71.46</i>	<i>289.30</i>	<i>441.86</i>	<i>152.56</i>	<i>141.82</i>	<i>7.95</i>

SN	Nodal District	Total Fund available	Sanction				Actual Expenditure				Unsanctioned/Unspent			Performance During Nov.,2007	
			Upto previous month 31/10/07	During current month 30/11/07 Col (6-4)	Upto current month 30/11/07	% age of funds sanctioned Col (6/3)	Upto previous month 31/10/07	During current month 30/11/07 Col(10-8)	Upto current month (30/11/07)	%age utilisation - Col(10/3)	Unsanctioned Balance - Col (3-6)	Total Unspent Balance Col (3-10)	Unspent with the Executing Agencies as on 30/11/07 - Col (13-12) =(6-10)	Unspent with the Executing Agencies as on 31/10/07 - Col (14+9-5) =(4-8)	%age of Funds spent during Nov. 07 - Col (9/15)
1	2	3	4	5	6	7	8	9	10	11	12	13	14	15	16
	<b>Hoshiarpur</b>														
9	Sh.Avinash Rai Khanna, LS	735.43	586.49	107.70	694.19	94.39	501.34	21.10	522.44	71.04	<u>41.24</u>	<u>212.99</u>	171.75	85.15	24.78
10	Sh. Dharampal Sabharwal, RS	559.15	394.17	2.00	396.17	70.85	375.25	3.00	378.25	67.65	<u>162.98</u>	<u>180.90</u>	17.92	18.92	15.86
11	Smt. Ambika Soni, RS	651.07	512.33	8.00	520.33	79.92	474.61	2.00	476.61	73.20	<u>130.74</u>	<u>174.46</u>	43.72	37.72	5.30
12	Sh.Varinder Singh Bajwa, RS	751.66	733.51	13.50	747.01	99.38	635.21	15.30	650.51	86.54	4.65	<u>101.15</u>	96.50	98.30	15.56
	<i>Total</i>	<i>2697.31</i>	<i>2226.50</i>	<i>131.20</i>	<i>2357.70</i>	<i>87.41</i>	<i>1986.41</i>	<i>41.40</i>	<i>2027.81</i>	<i>75.18</i>	<i>339.61</i>	<i>669.50</i>	<i>329.89</i>	<i>240.09</i>	<i>17.24</i>
	<b>Jalandhar</b>														
13	Sh.RanaGurjit Singh,LS (Jalandhar)	547.73	463.99	16.58	480.57	87.74	434.35	6.12	440.47	80.42	<u>67.16</u>	<u>107.26</u>	40.10	29.64	20.65
14	Sh. Charanjit Singh Attwal, LS (Phillaur)	578.76	567.15	2.01	569.16	98.34	354.86	9.98	364.84	63.04	9.60	<u>213.92</u>	204.32	212.29	<u>4.70</u>
15	Sh. Naresh Gujral, RS (Jalandhar)	110.02	65.07	0.00	65.07	59.14	0.00	13.75	13.75	12.50	44.95	<u>96.27</u>	51.32	65.07	21.13
	<i>Total</i>	<i>1236.51</i>	<i>1096.21</i>	<i>18.59</i>	<i>1114.80</i>	<i>245.22</i>	<i>789.21</i>	<i>29.85</i>	<i>819.06</i>	<i>66.24</i>	<i>121.71</i>	<i>417.45</i>	<i>295.74</i>	<i>307.00</i>	<i>9.72</i>

SN	Nodal District	Total Fund available	Sanction				Actual Expenditure				Unsanctioned/Unspent			Performance During Nov.,2007	
			Upto previous month 31/10/07	During current month 30/11/07 Col (6-4)	Upto current month 30/11/07	% age of funds sanctioned Col (6/3)	Upto previous month 31/10/07	During current month 30/11/07 Col(10-8)	Upto current month (30/11/07)	%age utilisation - Col(10/3)	Unsanctioned Balance - Col (3-6)	Total Unspent Balance Col (3-10)	Unspent with the Executing Agencies as on 30/11/07 - Col (13-12) =(6-10)	Unspent with the Executing Agencies as on 31/10/07 - Col (14+9-5) =(4-8)	%age of Funds spent during Nov. 07 - Col (9/15)
1	2	3	4	5	6	7	8	9	10	11	12	13	14	15	16
16	Ludhiana-Sh. Sharanjit Singh Dhillon, LS	733.07	728.21	1.50	729.71	99.54	435.08	12.24	447.32	<u>61.02</u>	3.36	<u>285.75</u>	282.39	293.13	<u>4.18</u>
17	Patiala-Smt. Preneet Kaur, LS	706.17	598.00	12.06	610.06	86.39	576.83	3.00	579.83	82.11	<u>96.11</u>	<u>126.34</u>	30.23	21.17	<u>14.17</u>
18	Sangrur-Sh. Sukhdev Singh Dhindsa, LS	708.94	631.62	28.98	660.60	93.18	524.45	11.55	536.00	<u>75.61</u>	<u>48.34</u>	<u>172.94</u>	124.60	107.17	<u>10.78</u>
19	Fatehgarh Sahib-Sh. Sukhdev Singh Libra, LS(Ropar)	740.03	650.53	37.00	687.53	92.91	543.74	10.80	554.54	<u>74.93</u>	<u>52.50</u>	<u>185.49</u>	132.99	106.79	<u>10.11</u>
20	Taran Tarn-Sh.Manohar Singh Gill, RS	734.66	626.45	0.00	626.45	85.27	564.68	16.75	581.43	79.14	<u>108.21</u>	<u>153.23</u>	45.02	61.77	<u>27.12</u>
<b>Grand Total</b>		<b>14045.58</b>	<b>11833.39</b>	<b>348.19</b>	<b>12181.58</b>	<b>86.73</b>	<b>10034.08</b>	<b>235.47</b>	<b>10269.55</b>	<b>73.12</b>	<b>1864.00</b>	<b>3776.03</b>	<b>1912.03</b>	<b>1799.31</b>	<b>13.09</b>

SN	Nodal District	Works sanctioned		Works completed		Works under progress		UC's received	
		No.	Cost	No.	Cost	No.	Cost	No.	Cost
1	2	3	4	5	6	7	8	9	10
<b>1</b>	<b>Amritsar</b>								
1.1	Sh.Navjot Singh Sidhu, LS (Amritsar)	607	758.64	262	424.30	345	334.34	262	424.30
1.2	Dr.Rattan Singh Ajnala,LS	616	673.53	184	236.54	432	436.99	184	236.54
1.3	Sh.Rajmohinder Singh, RS	341	515.61	130	220.73	211	294.88	130	220.73
<b>Total</b>		<b>1564</b>	<b>1947.78</b>	<b>576</b>	<b>881.57</b>	<b>988</b>	<b>1066.21</b>	<b>576</b>	<b>881.57</b>
2	<b>Bathinda-</b> Smt. Paramjit Kaur, LS	756	713.12	428	433.75	328	279.37	428	433.75
3	<b>Faridkot-</b> Sh. Sukhbir Singh Baddal, LS	982	783.87	540	475.31	442	308.56	540	475.31
4	<b>Ferozepur-</b> Sh. Zora Singh Mann, LS	471	691.07	393	559.46	78	131.61	293	404.59
<b>5</b>	<b>Gurdaspur</b>								
5.1	Sh. Vinod Khanna, LS	709	642.61	507	450.47	202	192.14	306	220.10
5.2	Sh. Ashwani Kumar,RS	542	616.28	395	442.76	147	173.52	221	292.75
<b>Total</b>		<b>1251</b>	<b>1258.89</b>	<b>902</b>	<b>893.23</b>	<b>349</b>	<b>365.66</b>	<b>527</b>	<b>512.85</b>
<b>6</b>	<b>Hoshiarpur</b>								
6.1	Sh.Avinash Rai Khanna, LS	1019	694.19	632	427.54	387	266.65	632	427.54
6.2	Sh. Dharampal Sabharwal, RS	72	396.17	32	183.86	40	212.31	32	183.86
6.3	Smt. Ambika Soni, RS	276	520.33	141	374.21	135	146.12	141	374.21
6.4	Sh.Varinder Singh Bajwa, RS	672	747.01	432	463.98	240	283.03	432	463.98
<b>Total</b>		<b>2039</b>	<b>2357.70</b>	<b>1237</b>	<b>1449.59</b>	<b>802</b>	<b>908.11</b>	<b>1237</b>	<b>1449.59</b>

SN	Nodal District	Works sanctioned		Works completed		Works under progress		UC's received	
		No.	Cost	No.	Cost	No.	Cost	No.	Cost
1	2	3	4	5	6	7	8	9	10
<b>7</b>	<b>Jalandhar</b>								
7.1	Sh.RanaGurjit Singh,LS (Jalandhar)	372	480.57	146	214.56	226	266.01	146	214.56
7.2	Sh. Charanjit Singh Attwal, LS (Phillaur)	702	569.16	361	248.82	341	320.34	361	248.82
7.3	Sh. Naresh Gujral, RS (Jalandhar)	6	65.07	0	0	6	65.07	0	0.00
<b>Total</b>		<b>1080</b>	<b>1114.8</b>	<b>507</b>	<b>463.38</b>	<b>573</b>	<b>651.42</b>	<b>507</b>	<b>463.38</b>
8	<b>Ludhiana</b> -Sh. Sharanjit Singh Dhillon, RS	686	729.71	318	299.79	368	429.92	318	299.79
9	<b>Patiala</b> -Smt. Preneet Kaur, LS	258	610.06	138	361.19	120	248.87	138	361.19
10	<b>Sangrur</b> -Sh. Sukhdev Singh Dhindsa, LS	918	660.60	493	345.22	425	315.38	493	345.22
11	<b>Fatehgarh Sahib</b> -Sh. Sukhdev Singh Libra, LS(Ropar)	1261	687.53	572	324.83	689	362.70	572	324.83
12	<b>Tarn Taran</b> -Sh.Manohar Singh Gill, RS	257	626.45	114	381.45	143	245.00	114	381.45
<b>Grand Total</b>		<b>11523</b>	<b>12181.58</b>	<b>6218</b>	<b>6868.77</b>	<b>5305</b>	<b>5312.81</b>	<b>5743</b>	<b>6333.52</b>

SN	Nodal District	Actual Works		Works Uploaded Out of col. 3	%age of Works Uploaded (col. 5/3)	Complete works placed on website out of col. 4	%age of complete works placed on website(col.7/4)	Rank
		Sanctioned	Completed					
1	2	3	4	5	6	7	8	9
1	Patiala	4227	4090	5254	<u>124.30</u>	4011	98.07	1
2	Amritsar	5453	4461	6512	119.42	4655	104.35	2
3	Faridkot	4641	4157	5148	110.92	4368	105.08	3
4	Taran Tarn	257	114	260	<u>101.17</u>	113	99.12	4
5	Bathinda	2866	2538	2886	100.70	2544	100.24	5
6	Gurdaspur	3836	3362	3855	<u>100.50</u>	3395	100.98	6
7	Fatehgarh Sahib(Ropar)	6365	5499	6390	100.39	5236	95.22	7
8	Hoshiarpur	5876	5065	5889	100.22	5079	100.28	8
9	Sangrur	4589	4164	4859	105.88	4170	100.14	9
10	Muktsar	739	713	739	100.00	709	99.44	10
11	Jalandhar	8338	7703	8330	99.90	7575	98.34	11
12	Mansa	983	983	981	99.80	981	99.80	12
13	Firozpur	2437	2358	2428	99.63	2342	99.32	13
14	Ludhiana	3130	2731	3039	<u>97.09</u>	2078	76.09	14
	<b>Total</b>	<b>53737</b>	<b>47938</b>	<b>56570</b>	<b><u>105.27</u></b>	<b>47256</b>	<b>98.58</b>	

Sr. No.	District	Actual Works		Works Uploaded							
		Sanctioned	Completed	Completed	Ongoing	Yet Not Started	Discontinued	Delayed	Total Works Placed on Website (5+6+7+8)	% of Works Placed on Website (10/3)	% of Completed Works on Website (5/4)
1	2	3	4	5	6	7	8	9	10	11	12
	<b>Amritsar</b>										
1	Sh.Navjot Singh Sidhu, LS (Amritsar)	607	262	262	315	34	3	0	614	<u>101.15</u>	100.00
2	Dr.Rattan Singh Ajnala,LS (Taran Tarn)	616	184	184	368	53	1	0	606	98.38	100.00
3	Sh.Rajmohinder Singh, RS	341	130	132	212	117	0	0	461	<u>135.19</u>	<u>101.54</u>
	<i>Total</i>	<i>1564</i>	<i>576</i>	<i>578</i>	<i>895</i>	<i>204</i>	<i>4</i>	<i>0</i>	<i>1681</i>	<u><i>107.48</i></u>	<u><i>100.35</i></u>
4	<b>Bathinda</b> - Smt. Paramjit Kaur, LS	756	428	434	183	140	19	4	776	<u>102.65</u>	<u>101.40</u>
5	<b>Faridkot</b> - Sh. Sukhbir Singh Baddal, LS	982	540	328	168	389	2	18	887	90.33	60.74
6	<b>Ferozepur</b> - Sh. Zora Singh Mann, LS	471	393	393	41	38	3	14	475	<u>100.85</u>	100.00
	<b>Gurdaspur</b>										
7	Sh. Vinod Khanna, LS	709	507	618	71	46	0	6	735	<u>103.67</u>	<u>121.89</u>
8	Sh.Ashwani Kumar, RS	542	395	404	8	144	0	6	556	<u>102.58</u>	<u>102.28</u>
	<i>Total</i>	<i>1251</i>	<i>902</i>	<i>1022</i>	<i>79</i>	<i>190</i>	<i>0</i>	<i>12</i>	<i>1291</i>	<u><i>103.20</i></u>	<u><i>113.30</i></u>
	<b>Hoshiarpur</b>										
9	Sh.Avinash Rai Khanna, LS	1019	632	644	151	224	10	28	1029	<u>100.98</u>	<u>101.90</u>
10	Sh. Dharampal Sabharwal, RS	72	32	32	10	30	0	0	72	100.00	100.00
11	Smt. Ambika Soni, RS	276	141	143	13	118	1	1	275	99.64	<u>101.42</u>
12	Sh.Varinder Singh Bajwa, RS	672	432	432	116	124	1	34	673	<u>100.15</u>	100.00
	<i>Total</i>	<i>2039</i>	<i>1237</i>	<i>1251</i>	<i>290</i>	<i>496</i>	<i>12</i>	<i>63</i>	<i>2049</i>	<u><i>100.49</i></u>	<u><i>101.13</i></u>

Sr. No.	District	Actual Works		Works Uploaded							
		Sanctioned	Completed	Completed	Ongoing	Yet Not Started	Discontinued	Delayed	Total Works Placed on Website (5+6+7+8)	% of Works Placed on Website (10/3)	% of Completed Works on Website (5/4)
1	2	3	4	5	6	7	8	9	10	11	12
	<b>Jalandhar</b>										
13	Sh.RanaGurjit Singh,LS (Jalandhar)	372	146	105	160	85	1	2	351	94.35	71.92
14	Sh. Charanjit Singh Attwal, LS (Phillaur)	702	361	302	166	231	8	4	707	<u>100.71</u>	83.66
15	Sh. Naresh Kumar Gujral, RS (Jalandhar)	6	0	0	0	6	0	0	6	100.00	0.00
	<i>Total</i>	<i>1080</i>	<i>507</i>	<i>407</i>	<i>326</i>	<i>322</i>	<i>9</i>	<i>6</i>	<i>1064</i>	<i>98.52</i>	<i>80.28</i>
16	<b>Ludhiana</b> - Sh. Sharanjit Singh Dhillon, LS	686	318	313	0	392	0	3	705	<u>102.77</u>	98.43
17	<b>Patiala</b> - Smt. Preneet Kaur, LS	258	138	160	0	90	0	0	250	96.90	<u>115.94</u>
18	<b>Sangrur</b> - Sh. Sukhdev Singh Dhindsa, LS	918	493	499	0	428	12	127	939	<u>102.29</u>	<u>101.22</u>
19	<b>Fatehgarh Sahib</b> - Sh. Sukhdev Singh Libra, LS(Ropar)	1261	572	576	517	194	34	3	1321	<u>104.76</u>	<u>100.70</u>
20	<b>Taran Tarn</b> - Sh. Manohar Singh Gill, RS	257	114	113	145	0	2	6	260	<u>101.17</u>	99.12
	<i>Total</i>	<i>11523</i>	<i>6218</i>	<i>6074</i>	<i>2644</i>	<i>2883</i>	<i>97</i>	<i>256</i>	<i>11698</i>	<i>101.52</i>	<i>97.68</i>

Sr. No.	Constituency	Actual Works		Works Uploaded							
		Sanctioned	Completed	Completed	Ongoing	Yet Not Started	Discontinued	Delayed	Total Works Placed on Website (5+6+7+8)	% of Works Placed on Website (10/3)	% of Completed Works on Website (5/4)
1	2	3	4	5	6	7	8	9	10	11	12
1	Amritsar	324	324	324	0	0	0	0	324	100.00	100.00
2	Bathinda	402	402	402	0	0	0	0	402	100.00	100.00
3	Faridkot	981	981	981	0	0	0	0	981	100.00	100.00
4	Firozpur	477	477	473	0	0	0	2	473	99.16	99.16
5	Gurdaspur	331	331	339	0	0	0	0	339	102.42	<u>102.42</u>
6	Hoshiarpur	303	303	303	0	0	0	0	303	100.00	100.00
7	Jalandhar	422	422	421	0	1	0	0	422	100.00	99.76
8	Ludhiana	158	152	151	0	0	0	0	151	95.57	99.34
9	Patiala	155	155	155	0	0	0	0	155	100.00	100.00
10	Phillaur	645	645	630	0	15	2	61	647	<u>100.31</u>	97.67
11	Ropar	201	200	185	3	0	0	15	188	93.53	92.50
12	Sangrur	98	98	94	0	5	4	1	103	105.10	95.92
13	Taran Tarn	147	147	147	0	0	0	0	147	100.00	100.00
	<b>Total</b>	<b>4644</b>	<b>4637</b>	<b>4605</b>	<b>3</b>	<b>21</b>	<b>6</b>	<b>79</b>	<b>4635</b>	<b>99.81</b>	<b>99.31</b>

Sr. No.	Constituency	Actual Works		Works Uploaded							
		Sanctioned	Completed	Completed	Ongoing	Yet Not Started	Discontinued	Delayed	Total Works Placed on Website (5+6+7+8)	% of Works Placed on Website (10/3)	% of Completed Works on Website (5/4)
1	2	3	4	5	6	7	8	9	10	11	12
1	Amritsar	138	138	154	0	0	0	0	154	<u>111.59</u>	<u>111.59</u>
2	Bathinda	136	136	136	0	0	0	0	136	100.00	100.00
3	Faridkot	398	398	389	0	0	0	0	389	97.74	97.74
4	Firozpur	218	217	217	0	1	0	2	218	100.00	100.00
5	Gurdaspur	184	184	192	0	0	0	0	192	<u>104.35</u>	<u>104.35</u>
6	Hoshiarpur	328	328	328	0	0	0	0	328	100.00	100.00
7	Jalandhar	184	179	184	0	0	0	57	184	100.00	<u>102.79</u>
8	Ludhiana	190	190	188	0	0	0	0	188	98.95	98.95
9	Patiala	319	319	319	0	1	0	0	320	<u>100.31</u>	100.00
10	Phillaur	710	710	705	0	5	0	93	710	100.00	99.30
11	Ropar	403	403	337	0	0	0	0	337	83.62	83.62
12	Sangrur	291	291	285	0	0	6	1	291	100.00	97.94
13	Taran Tarn	521	521	504	0	0	0	0	504	96.74	96.74
	<b>Total</b>	<b>4020</b>	<b>4014</b>	<b>3938</b>	<b>0</b>	<b>7</b>	<b>6</b>	<b>153</b>	<b>3951</b>	<b>98.28</b>	<b>98.11</b>

Sr. No.	Constituency	Actual Works		Works Uploaded							
		Sanctioned	Completed	Completed	Ongoing	Yet Not Started	Discontinued	Delayed	Total Works Placed on Website (5+6+7+8)	% of Works Placed on Website (10/3)	% of Completed Works on Website (5/4)
1	2	3	4	5	6	7	8	9	10	11	12
1	Amritsar	49	49	189	0	53	0	1	242	<u>493.88</u>	<u>385.71</u>
2	Bathinda	238	238	238	0	0	0	0	238	100.00	100.00
3	Faridkot	285	285	289	0	1	0	0	290	<u>101.75</u>	<u>101.40</u>
4	Ferozepur	90	90	90	0	0	0	0	90	100.00	100.00
5	Gurdaspur	216	216	215	0	0	0	0	215	99.54	99.54
6	Hoshiarpur	289	289	289	0	0	0	213	289	100.00	100.00
7	Jalandhar	116	116	116	0	0	0	24	116	100.00	100.00
8	Ludhiana	71	71	71	0	0	0	0	71	100.00	100.00
9	Patiala	147	147	208	0	0	1	0	209	<u>142.18</u>	<u>141.50</u>
10	Phillaur	248	248	248	0	0	0	85	248	100.00	100.00
11	Ropar	270	270	234	0	36	0	0	270	100.00	86.67
12	Sangrur	234	234	230	0	0	4	0	234	100.00	98.29
13	Taran Tarn	192	192	338	0	2	0	0	340	<u>177.08</u>	<u>176.04</u>
	<b>Total</b>	<b>2445</b>	<b>2445</b>	<b>2755</b>	<b>0</b>	<b>92</b>	<b>5</b>	<b>323</b>	<b>2852</b>	<b>116.65</b>	<b>112.68</b>

Sr. No.		Actual Works		Works Uploaded							
		Sanctioned	Completed	Completed	Ongoing	Yet Not Started	Discontinued	Delayed	Total Works Placed on Website (5+6+7+8)	% of Works Placed on Website (10/3)	% of Completed Works on Website (5/4)
1	2	3	4	5	6	7	8	9	10	11	12
1	Amritsar	1046	1044	944	0	7	1	0	952	91.01	90.42
2	Bathinda	1334	1334	1334	0	0	0	1	1334	100.00	100.00
3	Faridkot	1783	1707	2088	6	174	20	60	2288	<u>128.32</u>	<u>122.32</u>
4	Firozpur	1047	1047	1035	0	0	3	5	1038	99.14	98.85
5	Gurdaspur	1151	1151	1121	0	3	1	0	1125	97.74	97.39
6	Hoshiarpur	2917	2908	2908	3	6	3	350	2920	<u>100.10</u>	100.00
7	Jalandhar	1767	1753	1743	0	24	2	339	1769	<u>100.11</u>	99.43
8	Ludhiana	1263	1247	765	0	446	1	0	1212	95.96	61.35
9	Patiala	1267	1267	1111	0	40	0	115	1151	90.84	87.69
10	Phillaur	2449	2409	2404	21	16	9	447	2450	<u>100.04</u>	99.79
11	Ropar	2561	2450	2364	213	21	42	34	2640	<u>103.08</u>	96.49
12	Sangrur	1848	1848	1862	0	0	162	12	2024	<u>109.52</u>	<u>100.76</u>
13	Taran Tarn	1164	1162	1164	0	689	0	0	1853	<u>159.19</u>	<u>100.17</u>
	<b>Total</b>	<b>21597</b>	<b>21327</b>	<b>20843</b>	<b>243</b>	<b>1426</b>	<b>244</b>	<b>1363</b>	<b>22756</b>	<b>105.37</b>	<b>97.73</b>

Sr. No.	Constituency	Actual Works		Works Uploaded							
		Sanctioned	Completed	Completed	Ongoing	Yet Not Started	Discontinued	Delayed	Total Works Placed on Website (5+6+7+8)	% of Works Placed on Website (10/3)	% of Completed Works on Website (5/4)
1	2	3	4	5	6	7	8	9	10	11	12
<b>1</b>	<b>Amritsar</b>										
	Sh.Raj Mohinder Singh	308	308	313	0	2	0	0	315	<u>102.27</u>	<u>101.62</u>
<b>2</b>	<b>Jalandhar</b>										
2.1	Sh. Balbir Singh	301	298	301	0	3	0	118	304	<u>101.00</u>	<u>101.01</u>
2.2	Sh. Iqbal Singh	187	187	187	0	0	0	87	187	100.00	100.00
2.3	Sh. Barjinder Singh Hamdard	229	229	229	0	0	0	61	229	100.00	100.00
	<i>Total</i>	<i>717</i>	<i>714</i>	<i>717</i>	<i>0</i>	<i>3</i>	<i>0</i>	<i>266</i>	<i>720</i>	<i>100.42</i>	<i>100.42</i>
<b>3</b>	<b>Ludhiana</b>										
3.1	Sh. Jagir Singh Dard	290	289	289	0	1	0	0	290	100.00	100.00
3.2	Sh. Mohinder Singh Kalyan	153	151	146	0	3	0	0	149	97.39	96.69
3.3	Sh.Lajpat Rai	320	313	155	1	117	0	1	273	85.31	49.52
	<i>Total</i>	<i>763</i>	<i>753</i>	<i>590</i>	<i>1</i>	<i>121</i>	<i>0</i>	<i>1</i>	<i>712</i>	<i>93.32</i>	<i>78.35</i>
<b>4</b>	<b>Patiala</b>										
4.1	Sh. Vinod Sharma	259	258	257	1	0	0	2	258	99.61	99.61
4.2	Sh. Surinder Kumar Singla	404	404	399	5	1	0	7	405	<u>100.25</u>	98.76
4.3	Sh.Gurcharan Singh Tohra	1418	1402	1402	370	734	0	403	2506	<u>176.73</u>	100.00
	<i>Total</i>	<i>2081</i>	<i>2064</i>	<i>2058</i>	<i>376</i>	<i>735</i>	<i>0</i>	<i>412</i>	<i>3169</i>	<i>152.28</i>	<i>99.71</i>

Sr. No.	Constituency	Actual Works		Works Uploaded							
		Sanctioned	Completed	Completed	Ongoing	Yet Not Started	Discontinued	Delayed	Total Works Placed on Website (5+6+7+8)	% of Works Placed on Website (10/3)	% of Completed Works on Website (5/4)
1	2	3	4	5	6	7	8	9	10	11	12
<b>5</b>	<b>Ferozepur</b>										
	Sh. Virendera Kataria	134	134	134	0	0	0	0	134	100.00	100.00
<b>6</b>	<b>Gurdaspur</b>										
6.1	Sh. Bhupinder Singh Mann	206	206	200	0	0	0	0	200	97.09	97.09
6.2	Smt. Sukhbans Kaur Bhinder	497	359	306	170	17	0	3	493	99.20	85.24
<i>Total</i>		<i>703</i>	<i>565</i>	<i>506</i>	<i>170</i>	<i>17</i>	<i>0</i>	<i>3</i>	<i>693</i>	<i>98.58</i>	<i>89.56</i>
<b>7</b>	<b>Mansa</b>										
	Sh. Balwinder Singh Bhunder	983	983	981	0	0	0	6	981	99.80	99.80
<b>8</b>	<b>Fatehgarh Sahib</b>										
	Sh.Sukhdev Singh Libra	1669	1604	1540	60	9	25	11	1634	97.90	96.01
<b>9</b>	<b>Sangrur</b>										
	Sh.Sukhdev Singh Dhindsa	1268	1202	1200	0	0	68	3	1268	100.00	99.83
<b>10</b>	<b>Faridkot</b>										
	Smt.Gurcharan Kaur	254	246	293	2	13	5	5	313	<u>123.23</u>	<u>119.11</u>
<b>11</b>	<b>Mukatsar</b>										
	Sh.Sukhbir Singh Badal	739	713	709	0	29	1	0	739	100.00	99.44
<b>Grand Total</b>		<b>9619</b>	<b>9286</b>	<b>9041</b>	<b>609</b>	<b>929</b>	<b>99</b>	<b>707</b>	<b>10678</b>	<b>111.01</b>	<b>97.36</b>