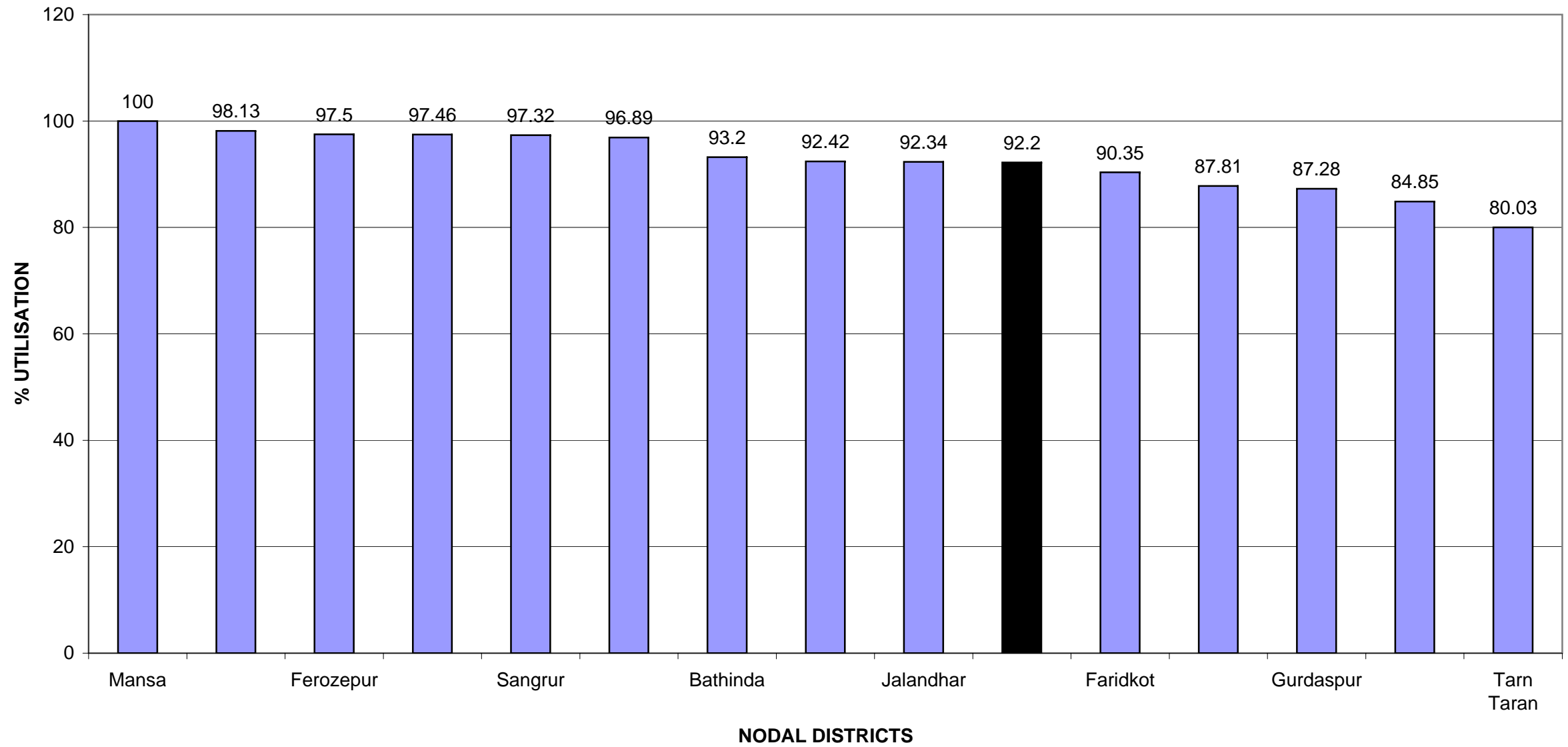
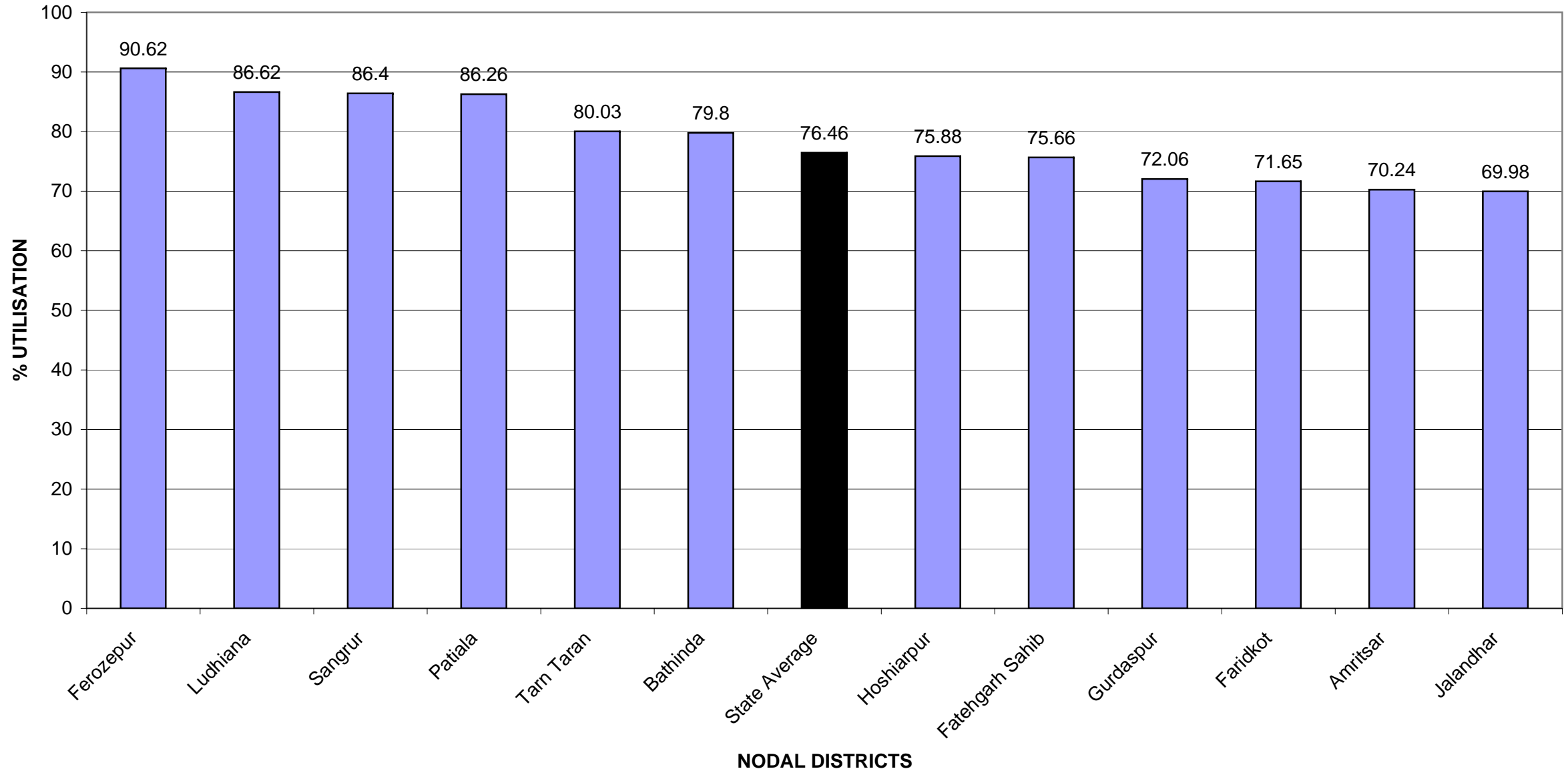


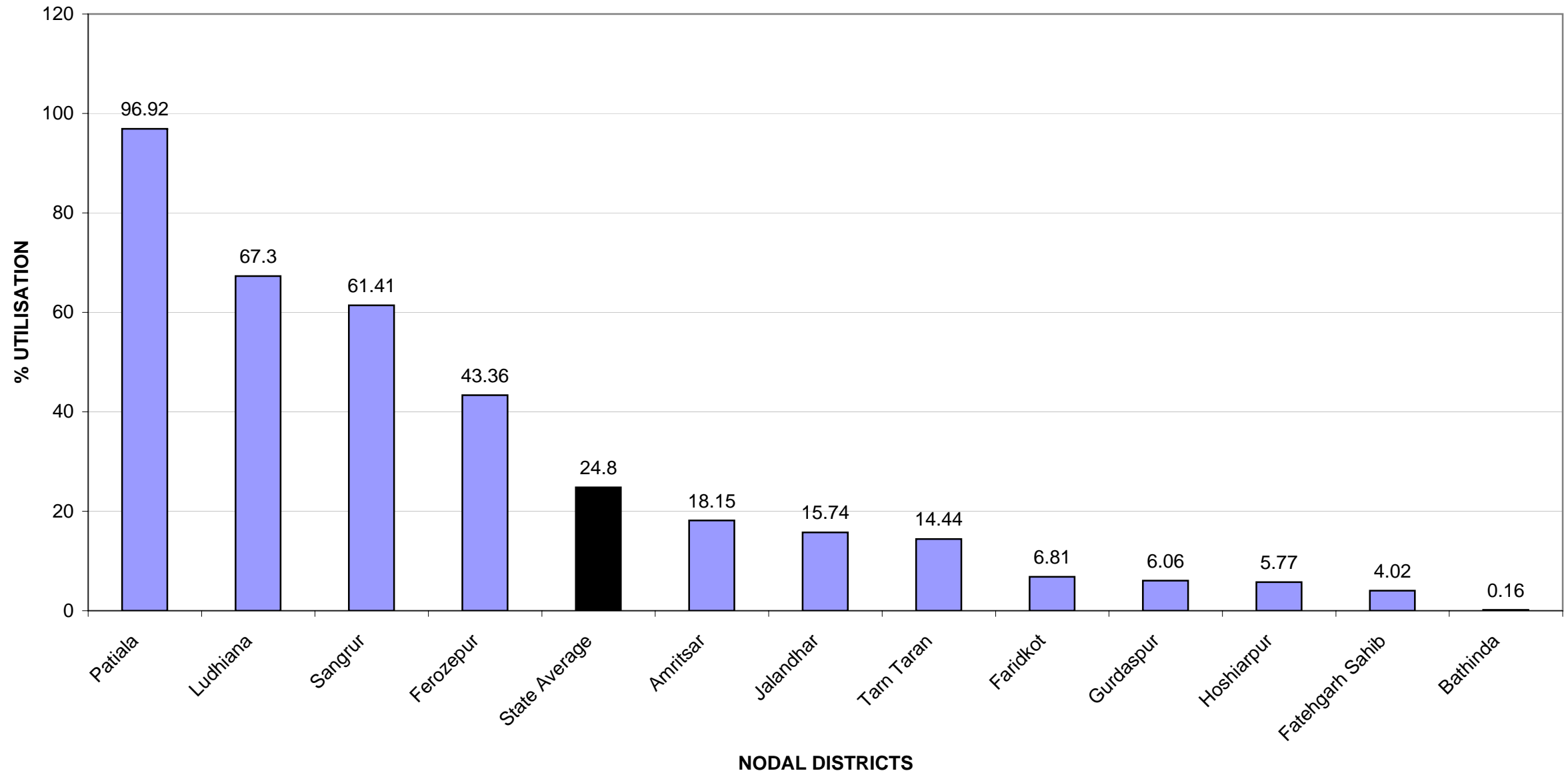
**ITEM 2.1 %AGE UTILISATION OF FUNDS UPTO 31-12-2007 SITTING/EX MPs BOTH LS AND RS SINCE INCEPTION(1993-1994)**



ITEM 5.1 (A) %AGE UTILISATION OF FUNDS UPTO 31-12-2007 NODAL DISTRICT WISE- FOR SITTING MPs BOTH LS AND RS



ITEM 5.1(B)%AGE UTILISATION OF FUNDS DURING Dec.2007-NODAL DISTRICT WISE-FOR SITTING MPs BOTH LS AND RS



SN	Constituency	Installments not released by Govt. of India			Reasons of non-release			
		2006-07 (IInd)	2007-08 (Ist)	2007-08 (IInd)	Unsanctioned balance >50 lakh	Unspent Balance >100 lakh	UC pending	Audit certificate pending
1	Amritsar			1	Yes	Yes	2006-07	2005-06
2	Faridkot			1	Yes	Yes	2006-07	2005-06
3	Ferozepur			1	No	No		
4	Gurdaspur			1	Yes	Yes	2006-07	2005-06
5	Hoshiarpur			1	No	Yes		
6	Jalandhar	1	1	1	Yes	Yes	2005-06 2006-07	2005-06
7	Ludhiana			1	No	No		ATR on AC 2005-06 to be sent
8	Patiala			1	No	No		
9	Phillaur	1	1	1	No	Yes	2005-06 2006-07	2004-05 2005-06
10	Ropar			1	No	Yes	2006-07	
11	Sangrur			1	No	No		
12	Tarn Taran			1	Yes	Yes	2006-07	2005-06
	<b>Total</b>	<b>2</b>	<b>2</b>	<b>12</b>				

SN.	Name - Rajya Sabha MP	Installments not released by GOI					Reasons of non-release			
		2005-06 (IInd)	2006-07 (Ist)	2006-07 (IInd)	2007-08 (Ist)	2007-08 (IInd)	Unsanctioned balance >50 lakh	Unspent Balance >100 lakh	UC pending	Audit certificate pending
1	Sh. Rajmohinder Singh (Amritsar)					1	Yes	Yes	2006-07	2005-06
2	Sh. Ashwani Kumar (Gurdaspur)	1	1	1	1	1	Yes	Yes	2004-05 2005-06 2006-07	2003-04 2004-05 2005-06
3	Smt.Ambika Soni (Hoshiarpur)					1	Yes	Yes		
4	Sh.Varinder Singh Bajwa (Hoshiarpur)					1	No	No		
5	Sh. Dharam Pal Sabarwal (Hoshiarpur)			1	1	1	Yes	Yes		
6	Sh. Naresh Gujral, (Jalandhar )			1*			No	No		
7	Sh. Manohar Singh Gill (Taran Tarn)					1	Yes	Yes	2006-07	2005-06
	<b>Total</b>	<b>1</b>	<b>1</b>	<b>3</b>	<b>2</b>	<b>6</b>				

\*This instalment is pending in respect of late Smt. Sukhbans Kaur Bhinder MP(RS)in whose place Sh. Naresh Gujral has been elected.

(Rs Lacs)

**ITEM 2.1 : UTILISATION OF FUNDS - SITTING/EX MPs BOTH LS AND RS SINCE INCEPTION OF SCHEME TO 31/12/2007**

As on 31/12/2007

SN	Nodal District	Funds available					Actual Expenditure					Unutilised funds (Col 7-Col 12)	% age utilisation of funds Col.(12/7)	Rank
		Sitting Lok Sabha	Sitting Rajya Sabha	Previous Lok Sabha	Retired Rajya Sabha	Total	Sitting Lok Sabha	Sitting Rajya Sabha	Previous Lok Sabha	Retired Rajya Sabha	Total			
1	2	3	4	5	6	7	8	9	10	11	12	13	14	15
1	Amritsar	1790.42	639.98	3026.03	500.46	5956.89	1259.34	447.72	3023.03	500.46	5230.55	<u>726.34</u>	87.81	11
2	Bathinda	821.54	0.00	1618.61	0.00	2440.15	655.59	0.00	1618.61	0.00	2274.20	165.95	93.20	7
3	Faridkot	979.25	0.00	1359.96	660.31	2999.52	701.60	0.00	1358.01	650.55	2710.16	<u>289.36</u>	90.35	10
4	Ferozepur	711.86	0.00	1623.12	395.00	2729.98	645.07	0.00	1621.62	395.00	2661.69	<u>68.29</u>	97.50	3
5	Gurdaspur	789.90	758.29	1549.09	750.51	3847.79	600.92	514.65	1549.09	693.77	3358.43	<u>489.36</u>	87.28	12
6	Hoshiarpur	735.43	1961.88	1609.02	0.00	4306.33	532.44	1514.37	1607.11	0.00	3653.92	<u>652.41</u>	84.85	13
7	Jalandhar	1126.99	110.02	3167.64	1016.95	5421.60	851.87	13.75	3125.96	1014.95	5006.53	<u>415.07</u>	92.34	9
8	Ludhiana	733.07	0.00	1644.58	1951.50	4329.15	635.01	0.00	1627.13	1932.23	4194.37	<u>134.78</u>	96.89	6
9	Patiala	706.17	0.00	1625.10	1974.33	4305.60	609.13	0.00	1625.10	1962.08	4196.31	<u>109.29</u>	97.46	4
10	Sangrur	708.94	0.00	1631.62	1254.02	3594.58	612.52	0.00	1631.62	1254.02	3498.16	<u>96.42</u>	97.32	5
11	Fatehgarh Sahib	740.03	0.00	1630.70	1204.01	3574.74	559.89	0.00	1574.25	1169.69	3303.83	<u>270.91</u>	92.42	8
12	Mansa	0.00	0.00	0.00	806.16	806.16	0.00	0.00	0.00	806.16	806.16	0.00	100.00	1
13	Mukatsar	0.00	0.00	0.00	830.98	830.98	0.00	0.00	0.00	815.44	815.44	15.54	98.13	2
14	Tarn Taran	0.00	734.66	0.00	0.00	734.66	0.00	587.93	0.00	0.00	587.93	<u>146.73</u>	80.03	14
	<b>Total</b>	<b>9843.60</b>	<b>4204.83</b>	<b>20485.47</b>	<b>11344.23</b>	<b>45878.13</b>	<b>7663.38</b>	<b>3078.42</b>	<b>20361.53</b>	<b>11194.35</b>	<b>42297.68</b>	<b>3580.45</b>	<b>92.20</b>	

SN.	Nodal District	Works Sanctioned					Works Completed					Pending Works (col.7-12)	%age of works completed Col.(12/7)	Rank
		Sitting Lok Sabha	Sitting Rajya Sabha	Previous Lok Sabha	Retd. Rajya Sabha	Total	Sitting Lok Sabha	Sitting Rajya Sabha	Previous Lok Sabha	Retd. Rajya Sabha	Total			
1	2	3	4	5	6	7	8	9	10	11	12	13	14	15
1	Amritsar	1266	341	3581	308	5496	485	130	3577	308	4500	996	<u>81.88</u>	13
2	Bathinda	760	0	2110	0	2870	451	0	2110	0	2561	309	<u>89.23</u>	9
3	Faridkot	984	0	3405	254	4643	575	0	3379	247	4201	442	90.48	7
4	Ferozepur	471	0	1832	134	2437	415	0	1831	134	2380	57	97.66	2
5	Gurdaspur	775	552	1882	703	3912	512	399	1882	587	3380	532	<u>86.40</u>	11
6	Hoshiarpur	1037	1021	3837	0	5895	689	638	3828	0	5155	740	<u>87.45</u>	10
7	Jalandhar	1082	6	6541	717	8346	528	0	6483	714	7725	621	92.56	5
8	Ludhiana	686	0	1682	762	3130	403	0	1663	755	2821	309	<u>90.13</u>	8
9	Patiala	272	0	1888	2081	4241	139	0	1888	2064	4091	150	96.46	4
10	Sangrur	959	0	2471	1200	4630	595	0	2471	1200	4266	364	92.14	6
11	Fatehgarh Sahib	1287	0	3435	1669	6391	577	0	3339	1590	5506	885	<u>86.15</u>	12
12	Mansa	0	0	0	983	983	0	0	0	983	983	0	100.00	1
13	Mukatsar	0	0	0	739	739	0	0	0	713	713	26	96.48	3
14	TarnTaran	0	257	0	0	257	0	115	0	0	115	142	<u>44.75</u>	14
<b>Total</b>		<b>9579</b>	<b>2177</b>	<b>32664</b>	<b>9550</b>	<b>53970</b>	<b>5369</b>	<b>1282</b>	<b>32451</b>	<b>9295</b>	<b>48397</b>	<b>5573</b>	<b>89.67</b>	

SN	Nodal District	Total Funds available	Funds sanctioned	Actual Expenditure	Unutilised/ Unspent Balance (col.3 -col.5)	%age utilisation over funds available (col.5 over col.3)
<i>1</i>	<i>2</i>	<i>3</i>	<i>4</i>	<i>5</i>	<i>6</i>	<i>7</i>
<i>1</i>	<i>Amritsar</i>	<i>3026.03</i>	<i>3026.03</i>	<i>3023.03</i>	<i>3.00</i>	<i>99.90</i>
1.1	Amritsar Constituency	1412.01	1412.01	1411.01	<u>1.00</u>	99.93
1.2	Taran Tarn Constituency	1614.02	1614.02	1612.02	<u>2.00</u>	99.88
2	Bathinda	1618.61	1618.61	1618.61	0.00	100.00
3	Faridkot	1359.96	1359.96	1358.01	<u>1.95</u>	99.86
4	Ferozepur	1623.12	1623.12	1621.62	<u>1.50</u>	99.91
5	Gurdaspur	1549.09	1549.09	1549.09	0.00	100.00
6	Hoshiarpur	1609.02	1609.02	1607.11	<u>1.91</u>	99.88
<i>7</i>	<i>Jalandhar</i>	<i>3167.64</i>	<i>3167.64</i>	<i>3125.96</i>	<i>41.68</i>	<i>98.68</i>
7.1	Jalandhar Constituency	1592.38	1592.38	1583.08	<u>9.30</u>	99.42
7.2	Phillaur Constituency	1575.26	1575.26	1542.88	<u>32.38</u>	97.94
8	Ludhiana	1644.58	1644.58	1627.13	<u>17.45</u>	98.94
9	Patiala	1625.10	1625.10	1625.10	0.00	100.00
10	Ropar	1630.70	1630.70	1574.25	<u>56.45</u>	96.54
11	Sangrur	1631.62	1631.62	1631.62	0.00	100.00
	<b>Grand Total</b>	<b>20485.47</b>	<b>20485.47</b>	<b>20361.53</b>	<b>123.94</b>	<b>99.39</b>

SN	Nodal District	Works sanctioned		Works completed		Works under progress		UC's received	
		No.	Cost	No.	Cost	No.	Cost	No.	Cost
<i>1</i>	<i>2</i>	<i>3</i>	<i>4</i>	<i>5</i>	<i>6</i>	<i>7</i>	<i>8</i>	<i>9</i>	<i>10</i>
<i>1</i>	<i>Amritsar</i>	<i>3581</i>	<i>3026.03</i>	<i>3577</i>	<i>3023.03</i>	<i>4</i>	<i>3.00</i>	<i>3577</i>	<i>3023.03</i>
1.1	Amritsar Constituency	1557	1412.01	1556	1411.01	1	1.00	1556	1411.01
1.2	Taran Tarn	2024	1614.02	2021	1612.02	3	2.00	2021	1612.02
2	Bathinda	2110	1618.61	2110	1618.61	0	0.00	2110	1618.61
3	Faridkot	3405	1359.96	3379	1355.07	26	4.89	3379	1355.07
4	Ferozepur	1832	1623.12	1831	1619.44	1	3.68	1804	1586.38
5	Gurdaspur	1882	1549.09	1882	1549.09	0	0.00	1825	1495.30
6	Hoshiarpur	3837	1609.02	3828	1598.35	9	10.67	3828	1598.35
<i>7</i>	<i>Jalandhar</i>	<i>6541</i>	<i>3167.64</i>	<i>6483</i>	<i>3125.96</i>	<i>58</i>	<i>41.68</i>	<i>6483</i>	<i>3125.96</i>
7.1	Jalandhar Constituency	2489	1592.38	2472	1583.08	17	9.30	2472	1583.08
7.2	Phillaur Constituency	4052	1575.26	4011	1542.88	41	32.38	4011	1542.88
8	Ludhiana	1682	1644.58	1663	1627.13	19	17.45	1663	1627.13
9	Patiala	1888	1625.10	1888	1625.10	0	0.00	1888	1625.10
10	Ropar	3435	1630.70	3339	1545.68	96	85.02	3339	1545.68
11	Sangrur	2471	1631.62	2471	1631.62	0	0	2471	1631.62
	<b>Grand Total</b>	<b>32664</b>	<b>20485.47</b>	<b>32451</b>	<b>20319.08</b>	<b>213</b>	<b>166.39</b>	<b>32367</b>	<b>20232.23</b>

SN	Nodal District	Total Funds Recd by the MP	Funds distributed to successor MPs	Funds to be distributed	Total Funds Sanctioned by the MP Col. {3-(4+5)}	Actual Exp.	Unspent Balance Col.(6-7)	%age utilisation over funds available Col. (7/6)
1	2	3	4	5	6	7	8	9
1	Amritsar - Sh.Raj Mohinder Singh	500.46	0.00	0.00	500.46	500.46	0.00	100.00
2	<b>Jalandhar</b>							
2.1	Sh. Balbir Singh	438.80	55.04	0.00	383.76	381.76	<u>2.00</u>	99.48
2.2	Sh. Iqbal Singh	340.94	59.79	0.00	281.15	281.15	0.00	100.00
2.3	Sh. Barjinder Singh Hamdard	354.38	2.34	0.00	352.04	352.04	0.00	100.00
Total		<b>1134.12</b>	<b>117.17</b>	<b>0.00</b>	<b>1016.95</b>	<b>1014.95</b>	<b>2.00</b>	99.80
3	<b>Ludhiana</b>							
3.1	Sh. Jagir Singh Dard	426.18	23.18	0.25	402.75	399.61	<u>3.14</u>	99.22
3.2	Sh. Mohinder Singh Kalyan	489.97	36.97	0.00	453.00	447.00	<u>6.00</u>	98.68
3.3	Sh.Lajpat Rai	1218.34	122.59	0.00	1095.75	1085.62	<u>10.13</u>	99.08
Total		<b>2134.49</b>	<b>182.74</b>	<b>0.25</b>	<b>1951.50</b>	<b>1932.23</b>	<b>19.27</b>	<b>99.01</b>
4	<b>Patiala</b>							
4.1	Sh. Vinod Sharma	414.26	16.34	0.00	397.92	395.92	<u>2.00</u>	99.50
4.2	Sh. Surinder Kumar Singla	389.46	38.59	0.00	350.87	350.87	0.00	100.00
4.3	Sh. Gurchran Singh Tohra	1250.60	23.13	1.93	1225.54	1215.29	<u>10.25</u>	99.16
Total		<b>2054.32</b>	<b>78.06</b>	<b>1.93</b>	<b>1974.33</b>	<b>1962.08</b>	<b>12.25</b>	<b>99.38</b>

SN	Nodal District	Total Funds Recd by the MP	Funds distributed to successor MPs	Funds to be distributed	Total Funds Sanctioned by the MP Col. {3-(4+5)}	Actual Exp.	Unspent Balance Col.(6-7)	%age utilisation over funds available Col. (7/6)
1	2	3	4	5	6	7	8	9
5	<b>Ferozepur</b> - Sh. Virendera Kataria	395.00	0.00	0.00	395.00	395.00	0.00	100.00
6	<b>Gurdaspur</b>							
6.1	Sh. Bhupinder Singh Mann	212.81	9.70	0.00	203.11	203.11	0.00	100.00
6.2	Smt. Sukhbans Kaur Bhinder	557.66	10.26	0.00	547.40	490.66	<u>56.74</u>	89.63
	Total	770.47	19.96	0.00	750.51	693.77	56.74	92.44
7	<b>Mansa</b> - Sh. Balwinder Singh Bhunder	847.15	40.99	0.00	806.16	806.16	0.00	100.00
8	<b>Fatehgarh Sahib</b> - Sh.Sukhdev Singh Libra	1257.13	53.12	0.00	1204.01	1169.69	<u>34.32</u>	97.15
9	<b>Sangrur</b> - Sh.Sukhdev Singh Dhindsa	1264.31	10.29	0.00	1254.02	1254.02	0.00	100.00
10	<b>Faridkot</b> - Smt.Gurcharan Kaur	679.80	19.47	0.02	660.31	650.55	<u>9.76</u>	98.52
11	<b>Mukatsar</b> - Sh.Sukhbir Singh Badal	850.00	19.02	0.00	830.98	815.44	<u>15.54</u>	98.13
<b>Grand Total</b>		<b>11887.25</b>	<b>540.82</b>	<b>2.20</b>	<b>11344.23</b>	<b>11194.35</b>	<b>149.88</b>	<b>98.68</b>

SN	Nodal District	Works sanctioned		Works completed		Works under progress		UC's received	
		No.	Cost	No.	Cost	No.	Cost	No.	Cost
<i>1</i>	<i>2</i>	<i>3</i>	<i>4</i>	<i>5</i>	<i>6</i>	<i>7</i>	<i>8</i>	<i>9</i>	<i>10</i>
1	Amritsar- Sh.Raj Mohinder Singh	308	500.46	308	500.46	0	0.00	308	500.46
2	<b>Jalandhar</b>								
2.1	Sh. Balbir Singh	301	383.76	298	381.76	<u>3</u>	2.00	298	381.76
2.2	Sh. Iqbal Singh	187	281.15	187	281.15	0	0.00	187	281.15
2.3	Sh. Barjinder Singh Hamdard	229	352.04	229	352.04	0	0.00	229	352.04
	<b>Total</b>	717	1016.95	714	1014.95	3	2.00	714	1014.95
3	<b>Ludhiana</b>								
3.1	Sh. Jagir Singh Dard	289	402.75	286	399.61	<u>3</u>	3.14	286	399.61
3.2	Sh. Mohinder Singh Kalyan	153	453.00	151	447.00	<u>2</u>	6.00	151	447.00
3.3	Sh.Lajpat Rai	320	1095.75	318	1084.56	<u>2</u>	11.19	316	1072.96
	<b>Total</b>	762	1951.50	755	1931.17	7	20.33	753	1919.57
4	<b>Patiala</b>								
4.1	Sh. Vinod Sharma	259	397.92	258	395.92	<u>1</u>	2.00	258	395.92
4.2	Sh. Surinder Kumar Singla	404	350.87	404	350.87	0	0.00	404	350.87
4.3	Sh. Gurchran Singh Tohra	1418	1225.54	1402	1215.29	<u>16</u>	10.25	1402	1215.29
	<b>Total</b>	2081	1974.33	2064	1962.08	17	12.25	2064	1962.08

SN	Nodal District	Works sanctioned		Works completed		Works under progress		UC's received	
		No.	Cost	No.	Cost	No.	Cost	No.	Cost
1	2	3	4	5	6	7	8	9	10
5	Ferozepur - Sh. Virendera Kataria	134	395.00	134	395.00	0	0.00	134	395.00
6	<b>Gurdaspur</b>								
6.1	Sh. Bhupinder Singh Mann	206	203.11	206	203.11	0	0.00	206	203.11
6.2	Smt. Sukhbans Kaur Bhinder	497	547.40	381	408.63	<u>116</u>	138.77	165	223.96
	<b>Total</b>	703	750.51	587	611.74	116	138.77	371	427.07
7	<b>Mansa</b> - Sh. Balwinder Singh Bhunder	983	806.16	983	806.16	0	0.00	960	790.46
8	<b>Fatehgarh Sahib</b> - Sh.Sukhdev Singh Libra	1669	1204.01	1590	1159.16	<u>79</u>	44.85	1540	1106.30
9	<b>Sangrur*</b> - Sh.Sukhdev Singh Dhindsa	1200	1254.02	1200	1254.02	<u>0</u>	0.00	1200	1254.02
10	<b>Faridkot</b> - Smt.Gurcharan Kaur	254	660.31	247	650.55	<u>7</u>	9.76	246	648.55
11	<b>Mukatsar</b> - Sh.Sukhbir Singh Badal	739	830.98	713	815.44	<u>26</u>	15.54	713	815.44
	<b>Grand Total</b>	<b>9550</b>	<b>11344.23</b>	<b>9295</b>	<b>11100.73</b>	<b>255</b>	<b>243.5</b>	<b>9003</b>	<b>10833.90</b>

\* 68 works discontinued of Rs.73.03 lac are excluded.

SN	Nodal District	Total Fund available	Sanction				Actual Expenditure				Unsanctioned/Unspent			Performance During Dec.,2007	
			Upto previous month 30/11/07	During current month 31/12/07 Col (6-4)	Upto current month 31/12/07	% age of funds sanctioned Col (6/3)	Upto previous month 30/11/07	During current month 31/12/07 Col(10-8)	Upto current month (31/12/07)	%age utilisation - Col(10/3)	Unsanctioned Balance - Col (3-6)	Total Unspent Balance Col (3-10)	Unspent with the Executing Agencies as on 31/12/07 - Col (13-12) =(6-10)	Unspent with the Executing Agencies as on 30/11/07 - Col (14+9-5) =(4-8)	%age of Funds spent during Dec. 07 - Col (9/15)
1	2	3	4	5	6	7	8	9	10	11	12	13	14	15	16
	<b>Amritsar</b>														
1	Sh.Navjot Singh Sidhu, LS (Amritsar)	1025.55	758.64	43.50	802.14	78.22	647.53	23.20	670.73	65.40	223.41	354.82	131.41	111.11	20.88
2	Dr.Rattan Singh Ajnala,LS (Tarn Taran)	764.87	673.53	0.00	673.53	88.06	573.19	15.42	588.61	76.96	91.34	<u>176.26</u>	84.92	100.34	15.37
3	Sh.Rajmohinder Singh, RS	639.98	515.61	0.00	515.61	80.57	432.97	14.75	447.72	69.96	124.37	<u>192.26</u>	67.89	82.64	17.85
<i>Total</i>		<i>2430.40</i>	<i>1947.78</i>	<i>43.50</i>	<i>1991.28</i>	<i>81.93</i>	<i>1653.69</i>	<i>53.37</i>	<i>1707.06</i>	<i>70.24</i>	<i>439.12</i>	<i>723.34</i>	<i>284.22</i>	<i>294.09</i>	<i><u>18.15</u></i>
4	<b>Bathinda</b> -Smt. Paramjit Kaur, LS	821.54	713.12	2.09	715.21	87.06	655.50	0.09	655.59	79.80	106.33	165.95	59.62	57.62	0.16
5	<b>Faridkot</b> -Sh. Sukhbir Singh Badal, LS	979.25	783.87	2.50	786.37	80.30	695.59	6.01	701.60	71.65	192.88	277.65	84.77	88.28	6.81
6	<b>Ferozepur</b> -Sh. Zora Singh Mann, LS	711.86	687.68	0.50	688.18	96.67	612.45	32.62	645.07	90.62	23.68	<u>66.79</u>	43.11	75.23	43.36
	<b>Gurdaspur</b>														
7	Sh. Vinod Khanna, LS	789.90	642.61	66.02	708.63	89.71	597.98	2.94	600.92	76.08	<u>81.27</u>	<u>188.98</u>	107.71	44.63	6.59
8	Sh.Ashwani Kumar, RS	758.29	616.28	5.75	622.03	82.03	508.35	6.30	514.65	67.87	<u>136.26</u>	<u>243.64</u>	107.38	107.93	5.84
<i>Total</i>		<i>1548.19</i>	<i>1258.89</i>	<i>71.77</i>	<i>1330.66</i>	<i>85.95</i>	<i>1106.33</i>	<i>9.24</i>	<i>1115.57</i>	<i><u>72.06</u></i>	<i>217.53</i>	<i>432.62</i>	<i>215.09</i>	<i>152.56</i>	<i><u>6.06</u></i>

SN	Nodal District	Total Fund available	Sanction				Actual Expenditure				Unsanctioned/Unspent			Performance During Dec.,2007	
			Upto previous month 30/11/07	During current month 31/12/07 Col (6-4)	Upto current month 31/12/07	% age of funds sanctioned Col (6/3)	Upto previous month 30/11/07	During current month 31/12/07 Col(10-8)	Upto current month (31/12/07)	%age utilisation - Col(10/3)	Unsanctioned Balance - Col (3-6)	Total Unspent Balance Col (3-10)	Unspent with the Executing Agencies as on 31/12/07 - Col (13-12) =(6-10)	Unspent with the Executing Agencies as on 30/11/07 - Col (14+9-5) =(4-8)	%age of Funds spent during Dec. 07 - Col (9/15)
1	2	3	4	5	6	7	8	9	10	11	12	13	14	15	16
	<b>Hoshiarpur</b>														
9	Sh.Avinash Rai Khanna, LS	735.43	694.19	13.70	707.89	96.26	522.44	10.00	532.44	72.40	<u>27.54</u>	<u>202.99</u>	175.45	171.75	5.82
10	Sh. Dharampal Sabharwal, RS	559.15	396.17	9.97	406.14	72.64	378.25	2.00	380.25	68.01	<u>153.01</u>	<u>178.90</u>	25.89	17.92	11.16
11	Smt. Ambika Soni, RS	651.07	520.33	2.00	522.33	80.23	476.61	2.00	478.61	73.51	<u>128.74</u>	<u>172.46</u>	43.72	43.72	4.57
12	Sh.Varinder Singh Bajwa, RS	751.66	746.41	0.00	746.41	99.30	650.51	5.00	655.51	87.21	5.25	<u>96.15</u>	90.90	95.90	5.21
	<i>Total</i>	<i>2697.31</i>	<i>2357.10</i>	<i>25.67</i>	<i>2382.77</i>	<i>88.34</i>	<i>2027.81</i>	<i>19.00</i>	<i>2046.81</i>	<i>75.88</i>	<i>314.54</i>	<i>650.50</i>	<i>335.96</i>	<i>329.29</i>	<i>5.77</i>
	<b>Jalandhar</b>														
13	Sh.RanaGurjit Singh,LS (Jalandhar)	548.23	480.57	4.10	484.67	88.41	440.47	0.21	440.68	80.38	<u>63.56</u>	<u>107.55</u>	43.99	40.10	0.52
14	Sh. Charanjit Singh Attwal, LS (Phillaur)	578.76	569.16	0.00	569.16	98.34	364.84	46.35	411.19	71.05	9.60	<u>167.57</u>	157.97	204.32	<u>22.69</u>
15	Sh. Naresh Gujral, RS (Jalandhar)	110.02	65.07	0.00	65.07	59.14	13.75	0.00	13.75	12.50	44.95	<u>96.27</u>	51.32	51.32	0.00
	<i>Total</i>	<i>1237.01</i>	<i>1114.80</i>	<i>4.10</i>	<i>1118.90</i>	<i>245.89</i>	<i>819.06</i>	<i>46.56</i>	<i>865.62</i>	<i>69.98</i>	<i>118.11</i>	<i>371.39</i>	<i>253.28</i>	<i>295.74</i>	<i>15.74</i>

SN	Nodal District	Total Fund available	Sanction				Actual Expenditure				Unsanctioned/Unspent			Performance During Dec.,2007	
			Upto previous month 30/11/07	During current month 31/12/07 Col (6-4)	Upto current month 31/12/07	% age of funds sanctioned Col (6/3)	Upto previous month 30/11/07	During current month 31/12/07 Col(10-8)	Upto current month (31/12/07)	%age utilisation - Col(10/3)	Unsanctioned Balance - Col (3-6)	Total Unspent Balance Col (3-10)	Unspent with the Executing Agencies as on 31/12/07 - Col (13-12) =(6-10)	Unspent with the Executing Agencies as on 30/11/07 - Col (14+9-5) =(4-8)	%age of Funds spent during Dec. 07 - Col (9/15)
1	2	3	4	5	6	7	8	9	10	11	12	13	14	15	16
16	Ludhiana-Sh. Sharanjit Singh Dhillon, LS	733.07	726.21	0.00	726.21	99.06	447.32	187.69	635.01	<u>86.62</u>	6.86	<u>98.06</u>	91.20	278.89	<u>67.30</u>
17	Patiala-Smt. Preneet Kaur, LS	706.17	610.06	57.23	667.29	94.49	579.83	29.30	609.13	86.26	<u>38.88</u>	<u>97.04</u>	58.16	30.23	<u>96.92</u>
18	Sangrur-Sh. Sukhdev Singh Dhindsa, LS	708.94	660.60	30.85	691.45	97.53	536.00	76.52	612.52	<u>86.40</u>	<u>17.49</u>	<u>96.42</u>	78.93	124.60	<u>61.41</u>
19	Fatehgarh Sahib-Sh. Sukhdev Singh Libra, LS(Ropar)	740.03	687.53	12.80	700.33	94.64	554.54	5.35	559.89	<u>75.66</u>	<u>39.70</u>	<u>180.14</u>	140.44	132.99	<u>4.02</u>
20	Taran Tarn-Sh.Manohar Singh Gill, RS	734.66	626.45	0.00	626.45	85.27	581.43	6.50	587.93	80.03	<u>108.21</u>	<u>146.73</u>	38.52	45.02	<u>14.44</u>
<b>Grand Total</b>		<b>14048.43</b>	<b>12174.09</b>	<b>251.01</b>	<b>12425.10</b>	<b>88.44</b>	<b>10269.55</b>	<b>472.25</b>	<b>10741.80</b>	<b>76.46</b>	<b>1623.33</b>	<b>3306.63</b>	<b>1683.30</b>	<b>1904.54</b>	<b>24.80</b>

SN	Nodal District	Works sanctioned		Works completed		Works under progress		UC's received	
		No.	Cost	No.	Cost	No.	Cost	No.	Cost
1	2	3	4	5	6	7	8	9	10
<b>1</b>	<b>Amritsar</b>								
1.1	Sh.Navjot Singh Sidhu, LS (Amritsar)	650	802.14	296	467.50	354	334.64	296	467.50
1.2	Dr.Rattan Singh Ajnala,LS	616	673.53	189	243.28	427	430.25	189	243.28
1.3	Sh.Rajmohinder Singh, RS	341	515.61	130	220.73	211	294.88	130	220.73
<b>Total</b>		<b>1607</b>	<b>1991.28</b>	<b>615</b>	<b>931.51</b>	<b>992</b>	<b>1059.77</b>	<b>615</b>	<b>931.51</b>
2	<b>Bathinda-</b> Smt. Paramjit Kaur, LS	760	715.21	451	460.99	309	254.22	451	460.99
3	<b>Faridkot-</b> Sh. Sukhbir Singh Baddal, LS	984	786.37	575	504.59	409	281.78	575	504.59
4	<b>Ferozepur-</b> Sh. Zora Singh Mann, LS	471	688.18	415	599.62	56	88.56	335	476.79
<b>5</b>	<b>Gurdaspur</b>								
5.1	Sh. Vinod Khanna, LS	775	708.63	512	458.41	263	250.22	306	220.10
5.2	Sh. Ashwani Kumar,RS	552	622.03	399	446.01	153	176.02	221	292.75
<b>Total</b>		<b>1327</b>	<b>1330.66</b>	<b>911</b>	<b>904.42</b>	<b>416</b>	<b>426.24</b>	<b>527</b>	<b>512.85</b>
<b>6</b>	<b>Hoshiarpur</b>								
6.1	Sh.Avinash Rai Khanna, LS	1037	707.89	689	437.54	348	270.35	689	437.54
6.2	Sh. Dharampal Sabharwal, RS	72	406.14	47	283.25	25	122.89	47	283.25
6.3	Smt. Ambika Soni, RS	276	522.33	150	384.21	126	138.12	150	384.21
6.4	Sh.Varinder Singh Bajwa, RS	673	746.41	441	474.98	232	271.43	441	474.98
<b>Total</b>		<b>2058</b>	<b>2382.77</b>	<b>1327</b>	<b>1579.98</b>	<b>731</b>	<b>802.79</b>	<b>1327</b>	<b>1579.98</b>

SN	Nodal District	Works sanctioned		Works completed		Works under progress		UC's received	
		No.	Cost	No.	Cost	No.	Cost	No.	Cost
1	2	3	4	5	6	7	8	9	10
<b>7</b>	<b>Jalandhar</b>								
7.1	Sh.RanaGurjit Singh,LS (Jalandhar)	380	484.67	157	253.13	223	231.54	157	253.13
7.2	Sh. Charanjit Singh Attwal, LS (Phillaur)	702	569.16	371	266.82	331	302.34	371	266.82
7.3	Sh. Naresh Gujral, RS (Jalandhar)	6	65.07	0	0	6	65.07	0	0.00
<b>Total</b>		<b>1088</b>	<b>1118.90</b>	<b>528</b>	<b>519.95</b>	<b>560</b>	<b>598.95</b>	<b>528</b>	<b>519.95</b>
8	<b>Ludhiana</b> -Sh. Sharanjit Singh Dhillon, RS	686	726.21	403	407.16	283	319.05	403	407.16
9	<b>Patiala</b> -Smt. Preneet Kaur, LS	272	667.29	139	363.89	133	303.40	139	363.89
10	<b>Sangrur</b> -Sh. Sukhdev Singh Dhindsa, LS	959	691.45	595	410.27	364	281.18	595	410.27
11	<b>Fatehgarh Sahib</b> -Sh. Sukhdev Singh Libra, LS(Ropar)	1287	700.33	577	328.98	710	371.35	577	328.98
12	<b>Tarn Taran</b> -Sh.Manohar Singh Gill, RS	257	626.45	115	385.45	142	241.00	115	385.45
<b>Grand Total</b>		<b>11756</b>	<b>12425.10</b>	<b>6651</b>	<b>7396.81</b>	<b>5105</b>	<b>5028.29</b>	<b>6187</b>	<b>6882.41</b>

SN	Nodal District	Actual Works		Works Uploaded Out of col. 3	%age of Works Uploaded (col. 5/3)	Complete works placed on website out of col. 4	%age of complete works placed on website(col.7/4)
		Sanctioned	Completed				
1	2	3	4	5	6	7	8
1	Amritsar	5496	4500	6536	118.92	4662	103.60
2	Faridkot	4643	4201	5093	109.69	4336	103.21
3	Sangrur	4630	4266	4859	104.95	4170	97.75
4	Muktsar	739	713	763	103.25	709	99.44
5	Taran Tarn	257	115	260	101.17	113	98.26
6	Bathinda	2870	2561	2886	100.56	2544	99.34
7	Fatehgarh Sahib(Ropar)	6391	5506	6390	99.98	5237	95.11
8	Jalandhar	8346	7725	8339	99.92	7578	98.10
9	Hoshiarpur	5895	5155	5890	99.92	5087	98.68
10	Mansa	983	983	981	99.80	981	99.80
11	Gurdaspur	3912	3380	3855	98.54	3395	100.44
12	Firozpur	2437	2380	2400	98.48	2297	96.51
13	Ludhiana	3130	2821	3042	97.19	2078	73.66
14	Patiala	4227	4091	4095	96.88	3218	78.66
	<b>Total</b>	<b>53956</b>	<b>48397</b>	<b>55389</b>	<b>102.66</b>	<b>46405</b>	<b>95.88</b>

Sr. No.	District	Actual Works		Works Uploaded							
		Sanctioned	Completed	Completed	Ongoing	Yet Not Started	Discontinued	Delayed	Total Works Placed on Website (5+6+7+8)	% of Works Placed on Website (10/3)	% of Completed Works on Website (5/4)
1	2	3	4	5	6	7	8	9	10	11	12
	<b>Amritsar</b>										
1	Sh.Navjot Singh Sidhu, LS (Amritsar)	650	296	262	315	34	3	0	614	<u>94.46</u>	88.51
2	Dr.Rattan Singh Ajnala,LS (Taran Tarn)	616	189	184	368	53	1	0	606	98.38	97.35
3	Sh.Rajmohinder Singh, RS	341	130	132	212	117	0	0	461	<u>135.19</u>	<u>101.54</u>
	<i>Total</i>	<i>1607</i>	<i>615</i>	<i>578</i>	<i>895</i>	<i>204</i>	<i>4</i>	<i>0</i>	<i>1681</i>	<u><i>104.60</i></u>	<u><i>93.98</i></u>
4	<b>Bathinda</b> - Smt. Paramjit Kaur, LS	760	451	434	183	140	19	4	776	<u>102.11</u>	<u>96.23</u>
5	<b>Faridkot</b> - Sh. Sukhbir Singh Baddal, LS	984	575	328	168	389	2	18	887	90.14	57.04
6	<b>Ferozepur</b> - Sh. Zora Singh Mann, LS	471	415	393	41	38	3	14	475	<u>100.85</u>	94.70
	<b>Gurdaspur</b>										
7	Sh. Vinod Khanna, LS	775	512	618	71	46	0	6	735	<u>94.84</u>	<u>120.70</u>
8	Sh.Ashwani Kumar, RS	552	399	404	8	144	0	6	556	<u>100.72</u>	<u>101.25</u>
	<i>Total</i>	<i>1327</i>	<i>911</i>	<i>1022</i>	<i>79</i>	<i>190</i>	<i>0</i>	<i>12</i>	<i>1291</i>	<u><i>97.29</i></u>	<u><i>112.18</i></u>
	<b>Hoshiarpur</b>										
9	Sh.Avinash Rai Khanna, LS	1037	689	644	151	224	10	28	1029	<u>99.23</u>	<u>93.47</u>
10	Sh. Dharampal Sabharwal, RS	72	47	32	10	30	0	0	72	100.00	68.09
11	Smt. Ambika Soni, RS	276	150	150	13	111	1	5	275	99.64	<u>100.00</u>
12	Sh.Varinder Singh Bajwa, RS	673	441	432	116	124	1	34	673	<u>100.00</u>	97.96
	<i>Total</i>	<i>2058</i>	<i>1327</i>	<i>1258</i>	<i>290</i>	<i>489</i>	<i>12</i>	<i>67</i>	<i>2049</i>	<u><i>99.56</i></u>	<u><i>94.80</i></u>

Sr. No.	District	Actual Works		Works Uploaded							
		Sanctioned	Completed	Completed	Ongoing	Yet Not Started	Discontinued	Delayed	Total Works Placed on Website (5+6+7+8)	% of Works Placed on Website (10/3)	% of Completed Works on Website (5/4)
1	2	3	4	5	6	7	8	9	10	11	12
	<b>Jalandhar</b>										
13	Sh.RanaGurjit Singh,LS (Jalandhar)	380	157	108	163	81	1	2	353	92.89	68.79
14	Sh. Charanjit Singh Attwal, LS (Phillaur)	702	371	302	166	231	8	4	707	<u>100.71</u>	81.40
15	Sh. Naresh Kumar Gujral, RS (Jalandhar)	6	0	0	0	6	0	0	6	100.00	0.00
	<i>Total</i>	<i>1088</i>	<i>528</i>	<i>410</i>	<i>329</i>	<i>318</i>	<i>9</i>	<i>6</i>	<i>1066</i>	<i>97.98</i>	<i>77.65</i>
16	<b>Ludhiana</b> - Sh. Sharanjit Singh Dhillon, LS	686	403	313	0	392	0	3	705	<u>102.77</u>	77.67
17	<b>Patiala</b> - Smt. Preneet Kaur, LS	272	139	158	0	89	0	0	247	90.81	<u>113.67</u>
18	<b>Sangrur</b> - Sh. Sukhdev Singh Dhindsa, LS	959	595	499	0	428	12	127	939	<u>97.91</u>	<u>83.87</u>
19	<b>Fatehgarh Sahib</b> - Sh. Sukhdev Singh Libra, LS(Ropar)	1287	575	577	556	154	34	3	1321	<u>102.64</u>	<u>100.35</u>
20	<b>Taran Tarn</b> - Sh. Manohar Singh Gill, RS	257	115	113	145	0	2	6	260	<u>101.17</u>	98.26
	<i>Total</i>	<i>11756</i>	<i>6649</i>	<i>6083</i>	<i>2686</i>	<i>2831</i>	<i>97</i>	<i>260</i>	<i>11697</i>	<i>99.50</i>	<i>91.49</i>

Sr. No.	Constituency	Actual Works		Works Uploaded							
		Sanctioned	Completed	Completed	Ongoing	Yet Not Started	Discontinued	Delayed	Total Works Placed on Website (5+6+7+8)	% of Works Placed on Website (10/3)	% of Completed Works on Website (5/4)
1	2	3	4	5	6	7	8	9	10	11	12
1	Amritsar	324	324	324	0	0	0	0	324	100.00	100.00
2	Bathinda	402	402	402	0	0	0	0	402	100.00	100.00
3	Faridkot	981	981	981	0	0	0	0	981	100.00	100.00
4	Ferozepur	477	477	472	0	0	0	2	472	98.95	98.95
5	Gurdaspur	331	331	339	0	0	0	0	339	102.42	<u>102.42</u>
6	Hoshiarpur	303	303	303	0	0	0	0	303	100.00	100.00
7	Jalandhar	422	422	421	0	1	0	137	422	100.00	99.76
8	Ludhiana	158	152	151	0	0	0	0	151	95.57	99.34
9	Patiala	155	155	155	0	0	0	0	155	100.00	100.00
10	Phillaur	645	645	630	0	15	2	61	647	<u>100.31</u>	97.67
11	Ropar	201	200	185	3	0	0	15	188	93.53	92.50
12	Sangrur	98	98	94	0	5	4	1	103	105.10	95.92
13	Taran Tarn	147	147	147	0	0	0	0	147	100.00	100.00
	<b>Total</b>	<b>4644</b>	<b>4637</b>	<b>4604</b>	<b>3</b>	<b>21</b>	<b>6</b>	<b>216</b>	<b>4634</b>	<b>99.78</b>	<b>99.29</b>

Sr. No.	Constituency	Actual Works		Works Uploaded							
		Sanctioned	Completed	Completed	Ongoing	Yet Not Started	Discontinued	Delayed	Total Works Placed on Website (5+6+7+8)	% of Works Placed on Website (10/3)	% of Completed Works on Website (5/4)
1	2	3	4	5	6	7	8	9	10	11	12
1	Amritsar	138	138	154	0	0	0	0	154	<u>111.59</u>	<u>111.59</u>
2	Bathinda	136	136	136	0	0	0	0	136	100.00	100.00
3	Faridkot	398	398	389	0	0	0	0	389	97.74	97.74
4	Ferozepur	218	217	217	0	1	0	2	218	100.00	100.00
5	Gurdaspur	184	184	192	0	0	0	0	192	<u>104.35</u>	<u>104.35</u>
6	Hoshiarpur	328	328	328	0	0	0	0	328	100.00	100.00
7	Jalandhar	184	179	184	0	0	0	57	184	100.00	<u>102.79</u>
8	Ludhiana	190	190	188	0	0	0	0	188	98.95	98.95
9	Patiala	319	319	319	0	1	0	0	320	<u>100.31</u>	100.00
10	Phillaur	710	710	705	0	5	1	93	711	<i>100.14</i>	<i>99.30</i>
11	Ropar	403	403	337	0	0	0	0	337	83.62	83.62
12	Sangrur	291	291	285	0	0	6	1	291	100.00	97.94
13	Taran Tarn	521	521	504	0	0	0	0	504	96.74	96.74
	<b>Total</b>	<b>4020</b>	<b>4014</b>	<b>3938</b>	<b>0</b>	<b>7</b>	<b>7</b>	<b>153</b>	<b>3952</b>	<b>98.31</b>	<b>98.11</b>

Sr. No.	Constituency	Actual Works		Works Uploaded							
		Sanctioned	Completed	Completed	Ongoing	Yet Not Started	Discontinued	Delayed	Total Works Placed on Website (5+6+7+8)	% of Works Placed on Website (10/3)	% of Completed Works on Website (5/4)
1	2	3	4	5	6	7	8	9	10	11	12
1	Amritsar	49	49	189	0	53	0	1	242	<u>493.88</u>	<u>385.71</u>
2	Bathinda	238	238	238	0	0	0	0	238	100.00	100.00
3	Faridkot	285	285	289	0	1	0	0	290	<u>101.75</u>	<u>101.40</u>
4	Ferozepur	90	90	90	0	0	0	0	90	100.00	100.00
5	Gurdaspur	216	216	215	0	0	0	0	215	99.54	99.54
6	Hoshiarpur	289	289	289	0	0	0	213	289	100.00	100.00
7	Jalandhar	116	116	116	0	0	0	24	116	100.00	100.00
8	Ludhiana	71	71	71	0	0	0	0	71	100.00	100.00
9	Patiala	147	147	146	0	0	0	0	146	<u>99.32</u>	<u>99.32</u>
10	Phillaur	248	248	248	0	0	0	85	248	100.00	100.00
11	Ropar	270	270	234	0	36	0	0	270	100.00	86.67
12	Sangrur	234	234	230	0	0	4	0	234	100.00	98.29
13	Taran Tarn	192	192	338	1	2	0	0	341	<u>177.60</u>	<u>176.04</u>
	<b>Total</b>	<b>2445</b>	<b>2445</b>	<b>2693</b>	<b>1</b>	<b>92</b>	<b>4</b>	<b>323</b>	<b>2790</b>	<b>114.11</b>	<b>110.14</b>

Sr. No.		Actual Works		Works Uploaded							
		Sanctioned	Completed	Completed	Ongoing	Yet Not Started	Discontinued	Delayed	Total Works Placed on Website (5+6+7+8)	% of Works Placed on Website (10/3)	% of Completed Works on Website (5/4)
1	2	3	4	5	6	7	8	9	10	11	12
1	Amritsar	1046	1044	951	0	23	1	0	975	93.21	91.09
2	Bathinda	1334	1334	1334	0	0	0	1	1334	100.00	100.00
3	Faridkot	1741	1715	2050	6	132	39	64	2227	<u>127.91</u>	<u>119.53</u>
4	Firozpur	1047	1047	991	0	17	3	5	1011	96.56	94.65
5	Gurdaspur	1151	1151	1121	0	3	1	0	1125	97.74	97.39
6	Hoshiarpur	2917	2908	2909	3	6	3	350	2921	<u>100.14</u>	100.03
7	Jalandhar	1767	1753	1743	0	24	2	339	1769	<u>100.11</u>	99.43
8	Ludhiana	1263	1250	765	0	446	1	0	1212	95.96	61.20
9	Patiala	1267	1267	1111	0	40	0	115	1151	90.84	87.69
10	Phillaur	2449	2410	2404	21	25	9	447	2459	<u>100.41</u>	99.75
11	Ropar	2561	2466	2364	213	21	42	34	2640	<u>103.08</u>	95.86
12	Sangrur	1848	1848	1862	0	0	162	12	2024	<u>109.52</u>	<u>100.76</u>
13	Taran Tarn	1164	1162	1164	0	689	0	0	1853	<u>159.19</u>	<u>100.17</u>
	<b>Total</b>	<b>21555</b>	<b>21355</b>	<b>20769</b>	<b>243</b>	<b>1426</b>	<b>263</b>	<b>1367</b>	<b>22701</b>	<b>105.32</b>	<b>97.26</b>

Sr. No.	Constituency	Actual Works		Works Uploaded							
		Sanctioned	Completed	Completed	Ongoing	Yet Not Started	Discontinued	Delayed	Total Works Placed on Website (5+6+7+8)	% of Works Placed on Website (10/3)	% of Completed Works on Website (5/4)
1	2	3	4	5	6	7	8	9	10	11	12
<b>1</b>	<b>Amritsar</b>										
	Sh.Raj Mohinder Singh	308	308	313	0	2	0	0	315	<u>102.27</u>	<u>101.62</u>
<b>2</b>	<b>Jalandhar</b>										
2.1	Sh. Balbir Singh	301	298	301	0	0	0	118	301	<u>100.00</u>	<u>101.01</u>
2.2	Sh. Iqbal Singh	187	187	187	0	0	0	87	187	100.00	100.00
2.3	Sh. Barjinder Singh Hamdard	229	229	229	0	0	0	61	229	100.00	100.00
	<i>Total</i>	<i>717</i>	<i>714</i>	<i>717</i>	<i>0</i>	<i>0</i>	<i>0</i>	<i>266</i>	<i>717</i>	<i>100.00</i>	<i>100.42</i>
<b>3</b>	<b>Ludhiana</b>										
3.1	Sh. Jagir Singh Dard	289	286	289	0	4	0	0	293	101.38	101.05
3.2	Sh. Mohinder Singh Kalyan	153	151	146	0	3	0	0	149	97.39	96.69
3.3	Sh.Lajpat Rai	320	318	155	1	117	0	1	273	85.31	48.74
	<i>Total</i>	<i>762</i>	<i>755</i>	<i>590</i>	<i>1</i>	<i>124</i>	<i>0</i>	<i>1</i>	<i>715</i>	<i>93.83</i>	<i>78.15</i>
<b>4</b>	<b>Patiala</b>										
4.1	Sh. Vinod Sharma	259	258	257	1	0	0	2	258	99.61	99.61
4.2	Sh. Surinder Kumar Singla	404	404	399	0	1	0	7	400	<u>99.01</u>	98.76
4.3	Sh.Gurcharan Singh Tohra	1418	1402	673	0	745	0	0	1418	<u>100.00</u>	48.00
	<i>Total</i>	<i>2081</i>	<i>2064</i>	<i>1329</i>	<i>1</i>	<i>746</i>	<i>0</i>	<i>9</i>	<i>2076</i>	<u><i>99.76</i></u>	<i>64.39</i>

Sr. No.	Constituency	Actual Works		Works Uploaded							
		Sanctioned	Completed	Completed	Ongoing	Yet Not Started	Discontinued	Delayed	Total Works Placed on Website (5+6+7+8)	% of Works Placed on Website (10/3)	% of Completed Works on Website (5/4)
1	2	3	4	5	6	7	8	9	10	11	12
<b>5</b>	<b>Ferozepur</b>										
	Sh. Virendera Kataria	134	134	134	0	0	0	0	134	100.00	100.00
<b>6</b>	<b>Gurdaspur</b>										
6.1	Sh. Bhupinder Singh Mann	206	206	200	0	0	0	0	200	97.09	97.09
6.2	Smt. Sukhbans Kaur Bhinder	497	381	306	170	17	0	3	493	99.20	80.31
<i>Total</i>		<i>703</i>	<i>587</i>	<i>506</i>	<i>170</i>	<i>17</i>	<i>0</i>	<i>3</i>	<i>693</i>	<i>98.58</i>	<i>86.20</i>
<b>7</b>	<b>Mansa</b>										
	Sh. Balwinder Singh Bhunder	983	983	981	0	0	0	6	981	99.80	99.80
<b>8</b>	<b>Fatehgarh Sahib</b>										
	Sh.Sukhdev Singh Libra	1669	1590	1540	60	9	25	11	1634	97.90	96.86
<b>9</b>	<b>Sangrur</b>										
	Sh.Sukhdev Singh Dhindsa	1200	1200	1200	0	0	68	3	1268	105.67	100.00
<b>10</b>	<b>Faridkot</b>										
	Smt.Gurcharan Kaur	254	247	299	2	13	5	6	319	<u>125.59</u>	<u>121.05</u>
<b>11</b>	<b>Mukatsar</b>										
	Sh.Sukhbir Singh Badal	739	713	709	0	53	1	0	763	103.25	99.44
<b>Grand Total</b>		<b>9550</b>	<b>9295</b>	<b>8318</b>	<b>234</b>	<b>964</b>	<b>99</b>	<b>305</b>	<b>9615</b>	<b>100.68</b>	<b>89.49</b>