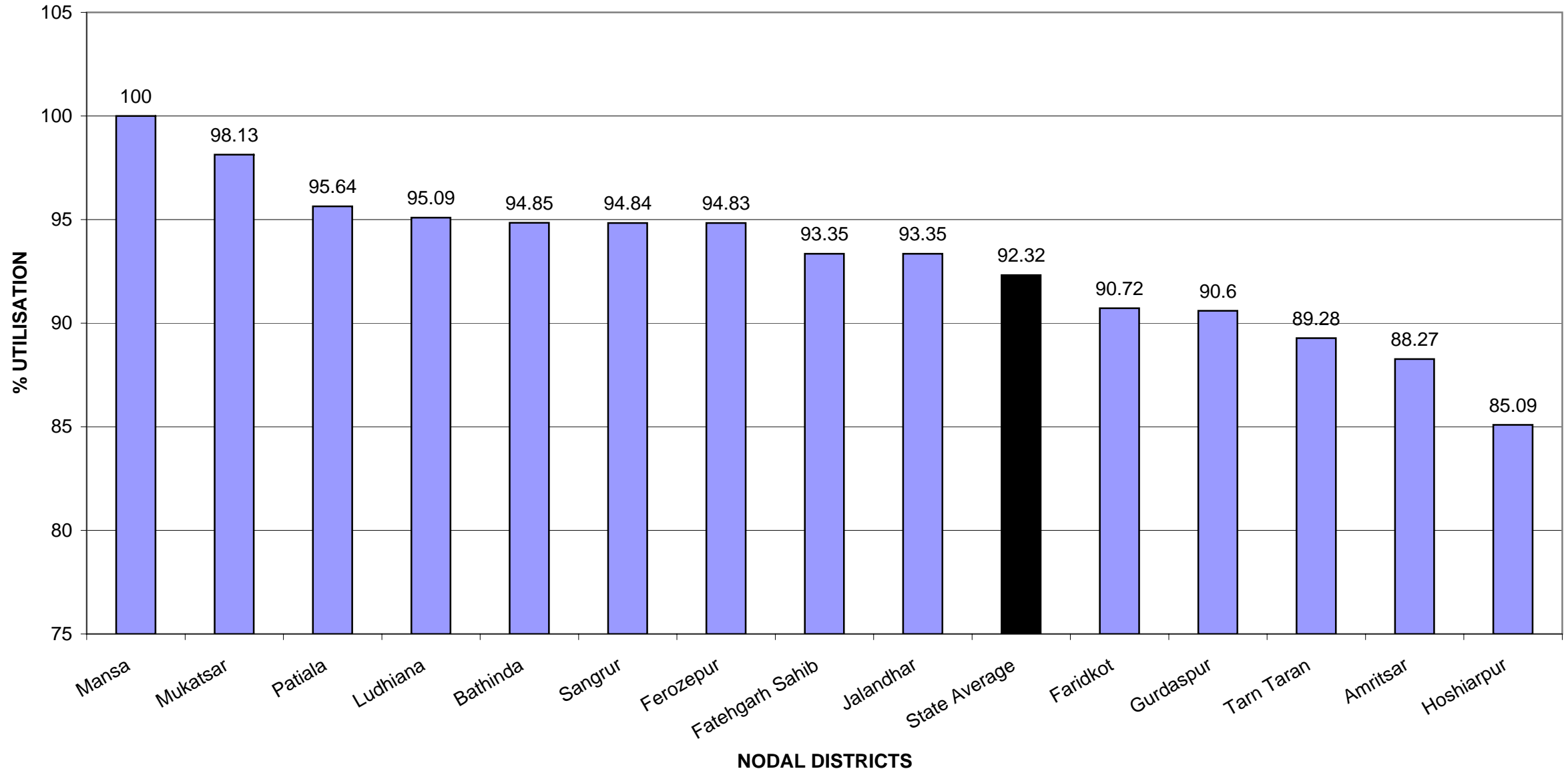
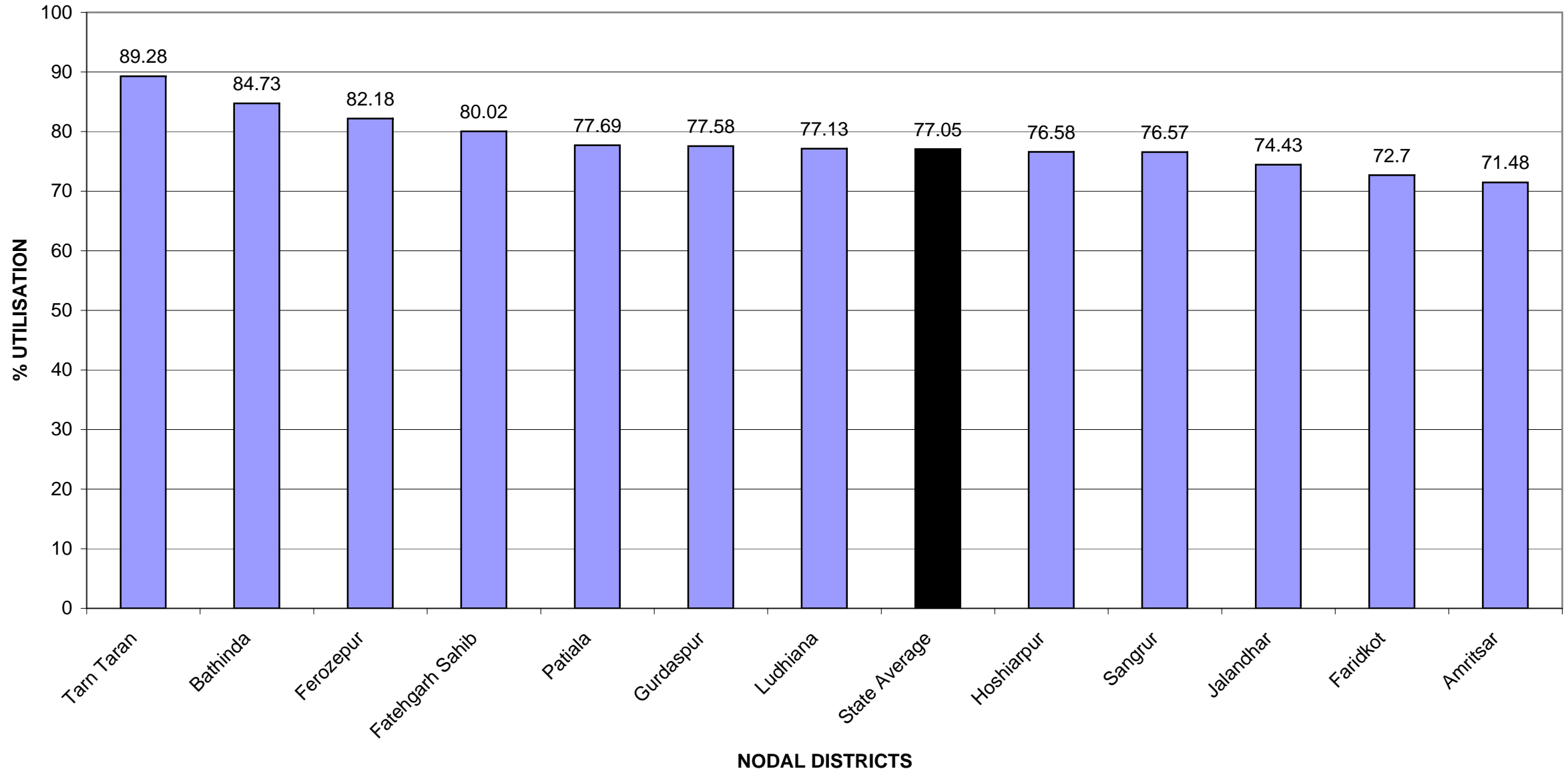


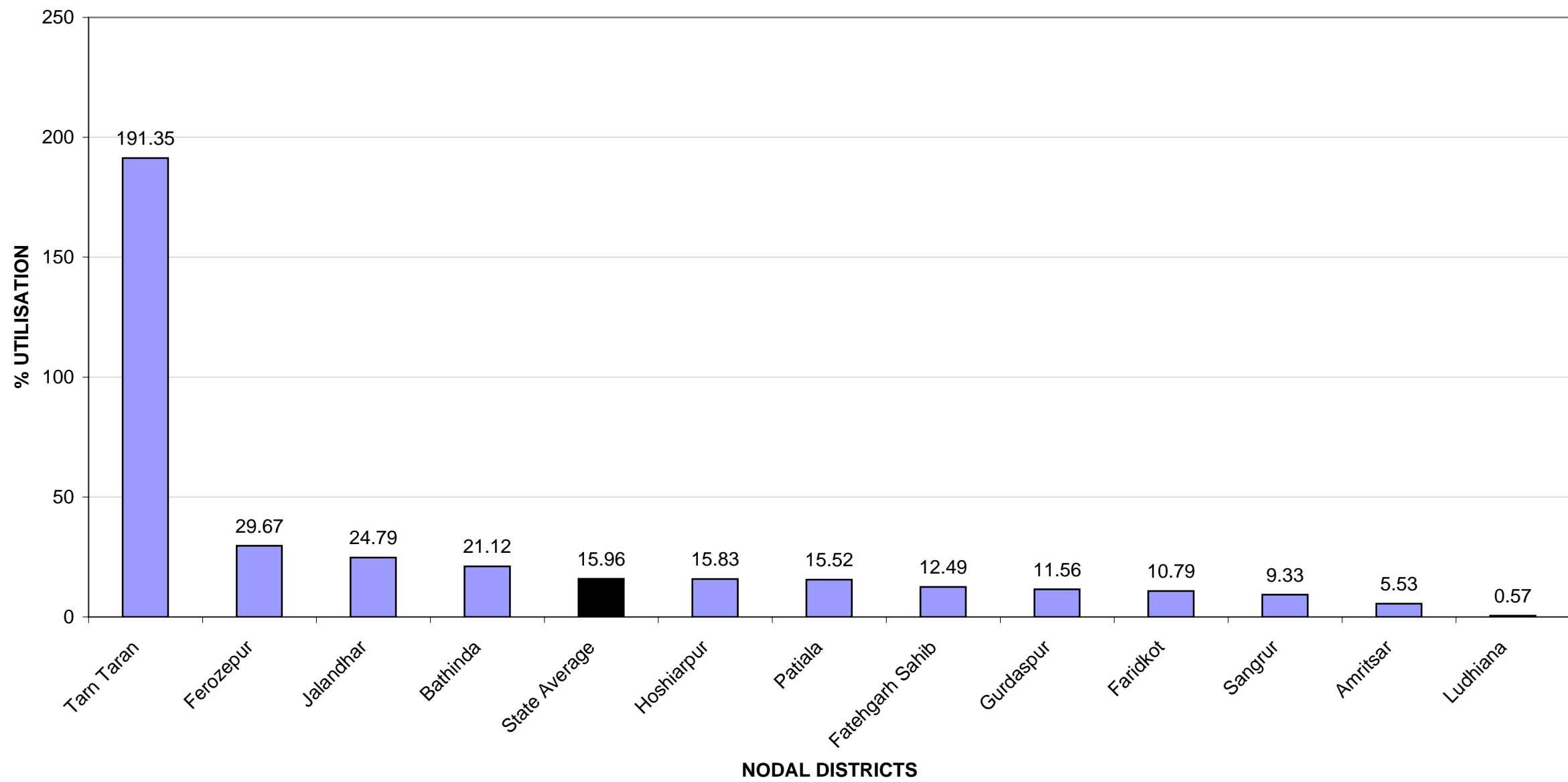
**ITEM 2.1 %AGE UTILISATION OF FUNDS UPTO 29-2-2008 SITTING/EX MPs BOTH LS AND RS SINCE INCEPTION(1993-1994)**



ITEM 5.1 (A) %AGE UTILISATION OF FUNDS **UPTO 29-2-2008** NODAL DISTRICT WISE- FOR SITTING MPs BOTH LS AND RS



ITEM 5.1(B)%AGE UTILISATION OF FUNDS DURING FEB.2008-NODAL DISTRICT WISE-FOR SITTING MPs BOTH LS AND RS



SN	Constituency	Installments not released by Govt. of India			Reasons of non-release			
		2006-07 (IInd)	2007-08 (Ist)	2007-08 (IInd)	Unsanctioned balance >50 lakh	Unspent Balance >100 lakh	UC pending	Audit certificate pending
1	Amritsar			1	Yes	Yes	2006-07	2005-06
2	Faridkot			1	Yes	Yes	2006-07	2005-06
3	Gurdaspur			1	No	Yes	2006-07	2005-06
4	Hoshiarpur			1	No	Yes		
5	Jalandhar	1	1	1	No	No	2005-06 2006-07	2005-06
6	Phillaur	1	1	1	No	No	2005-06 2006-07	2004-05 2005-06
7	Ropar			1	No	Yes	2006-07	
8	Tarn Taran			1	No	Yes	2006-07	2005-06
	<b>Total</b>	<b>2</b>	<b>2</b>	<b>8</b>				

SN.	Name - Rajya Sabha MP	Installments not released by GOI					Reasons of non-release			
		2005-06 (IInd)	2006-07 (Ist)	2006-07 (IInd)	2007-08 (Ist)	2007-08 (IInd)	Unsanctioned balance >50 lakh	Unspent Balance >100 lakh	UC pending	Audit certificate pending
1	Sh. Rajmohinder Singh (Amritsar)					1	No	Yes	2006-07	2005-06
2	Sh. Ashwani Kumar (Gurdaspur)	1	1	1	1	1	Yes	Yes	2004-05 2005-06 2006-07	2003-04 2004-05 2005-06
3	Smt.Ambika Soni (Hoshiarpur)					1	Yes	Yes		
4	Sh. Dharam Pal Sabarwal (Hoshiarpur)			1	1	1	Yes	Yes		
5	Sh. Naresh Gujral, (Jalandhar )			1*			Yes	Yes		
6	Sh. Manohar Singh Gill (Taran Tarn)					1	No	No	2006-07	2005-06
	<b>Total</b>	<b>1</b>	<b>1</b>	<b>3</b>	<b>2</b>	<b>5</b>				

\*This instalment is pending in respect of late Smt. Sukhbans Kaur Bhinder MP(RS)in whose place Sh. Naresh Gujral has been elected.

SN	Nodal District	Funds available					Actual Expenditure					Unutilised funds (Col 7-Col 12)	% age utilisation of funds Col.(12/7)	Rank
		Sitting Lok Sabha	Sitting Rajya Sabha	Previous Lok Sabha	Retired Rajya Sabha	Total	Sitting Lok Sabha	Sitting Rajya Sabha	Previous Lok Sabha	Retired Rajya Sabha	Total			
1	2	3	4	5	6	7	8	9	10	11	12	13	14	15
1	Amritsar	1806.01	639.98	3026.03	500.46	5972.48	1287.51	460.97	3023.03	500.46	5271.97	<u>700.51</u>	88.27	13
2	Bathinda	823.10	0.00	1618.61	0.00	2441.71	697.39	0.00	1618.61	0.00	2316.00	125.71	94.85	5
3	Faridkot	980.52	0.00	1359.96	660.31	3000.79	712.86	0.00	1358.01	651.55	2722.42	<u>278.37</u>	90.72	10
4	Ferozepur	813.17	0.00	1623.12	395.00	2831.29	668.27	0.00	1621.62	395.00	2684.89	<u>146.40</u>	94.83	7
5	Gurdaspur	789.90	758.29	1549.09	750.51	3847.79	647.86	553.30	1549.09	736.04	3486.29	<u>361.50</u>	90.60	11
6	Hoshiarpur	737.40	2061.88	1623.98	0.00	4423.26	589.44	1554.37	1620.07	0.00	3763.88	<u>659.38</u>	85.09	14
7	Jalandhar	1126.99	210.02	3167.64	1016.95	5521.60	971.60	23.50	3144.61	1014.95	5154.66	<u>366.94</u>	93.35	9
8	Ludhiana	833.07	0.00	1644.58	1951.50	4429.15	642.51	0.00	1627.13	1942.23	4211.87	<u>217.28</u>	95.09	4
9	Patiala	806.17	0.00	1625.10	1974.33	4405.60	626.32	0.00	1625.10	1962.08	4213.50	<u>192.10</u>	95.64	3
10	Sangrur	814.49	0.00	1631.62	1254.02	3700.13	623.67	0.00	1631.62	1254.02	3509.31	<u>190.82</u>	94.84	6
11	Fatehgarh Sahib	742.77	0.00	1630.70	1204.01	3577.48	594.36	0.00	1575.50	1169.69	3339.55	<u>237.93</u>	93.35	8
12	Mansa	0.00	0.00	0.00	806.16	806.16	0.00	0.00	0.00	806.16	806.16	0.00	100.00	1
13	Mukatsar	0.00	0.00	0.00	830.98	830.98	0.00	0.00	0.00	815.44	815.44	15.54	98.13	2
14	Tarn Taran	0.00	734.66	0.00	0.00	734.66	0.00	655.93	0.00	0.00	655.93	<u>78.73</u>	89.28	12
	<b>Total</b>	<b>10273.59</b>	<b>4404.83</b>	<b>20500.43</b>	<b>11344.23</b>	<b>46523.08</b>	<b>8061.79</b>	<b>3248.07</b>	<b>20394.39</b>	<b>11247.62</b>	<b>42951.87</b>	<b>3571.21</b>	<b>92.32</b>	

SN.	Nodal District	Works Sanctioned					Works Completed					Pending Works (col.7-12)	%age of works completed Col.(12/7)	Rank
		Sitting Lok Sabha	Sitting Rajya Sabha	Previous Lok Sabha	Retd. Rajya Sabha	Total	Sitting Lok Sabha	Sitting Rajya Sabha	Previous Lok Sabha	Retd. Rajya Sabha	Total			
1	2	3	4	5	6	7	8	9	10	11	12	13	14	15
1	Amritsar	1341	395	3581	308	5625	489	148	3577	308	4522	1103	<u>80.39</u>	13
2	Bathinda	801	0	2110	0	2911	497	0	2110	0	2607	304	<u>89.56</u>	9
3	Faridkot	992	0	3405	254	4651	626	0	3379	247	4252	399	91.42	7
4	Ferozepur	471	0	1832	134	2437	448	0	1831	134	2413	24	99.02	2
5	Gurdaspur	850	665	1882	703	4100	609	422	1882	638	3551	549	<u>86.61</u>	11
6	Hoshiarpur	1093	1024	3905	0	6022	800	646	3893	0	5339	683	<u>88.66</u>	10
7	Jalandhar	1125	23	6541	717	8406	681	1	6513	714	7909	497	94.09	5
8	Ludhiana	694	0	1682	762	3138	409	0	1663	756	2828	310	<u>90.12</u>	8
9	Patiala	295	0	1888	2081	4264	140	0	1888	2064	4092	172	95.97	4
10	Sangrur	991	0	2471	1200	4662	639	0	2471	1200	4310	352	92.45	6
11	Fatehgarh Sahib	1352	0	3435	1669	6456	621	0	3342	1590	5553	903	<u>86.01</u>	12
12	Mansa	0	0	0	983	983	0	0	0	983	983	0	100.00	1
13	Mukatsar	0	0	0	739	739	0	0	0	713	713	26	96.48	3
14	TarnTaran	0	257	0	0	257	0	117	0	0	117	140	<u>45.53</u>	14
<b>Total</b>		<b>10005</b>	<b>2364</b>	<b>32732</b>	<b>9550</b>	<b>54651</b>	<b>5959</b>	<b>1334</b>	<b>32549</b>	<b>9347</b>	<b>49189</b>	<b>5462</b>	<b>90.01</b>	

SN	Nodal District	Total Funds available	Funds sanctioned	Actual Expenditure	Unutilised/ Unspent Balance (col.3 -col.5)	%age utilisation over funds available (col.5 over col.3)
1	2	3	4	5	6	7
1	Amritsar	3026.03	3026.03	3023.03	<u>3.00</u>	99.90
1.1	Amritsar Constituency	1412.01	1412.01	1411.01	<u>1.00</u>	99.93
1.2	Taran Tarn Constituency	1614.02	1614.02	1612.02	<u>2.00</u>	99.88
2	Bathinda	1618.61	1618.61	1618.61	0.00	100.00
3	Faridkot	1359.96	1359.96	1358.01	<u>1.95</u>	99.86
4	Ferozepur	1623.12	1623.12	1621.62	<u>1.50</u>	99.91
5	Gurdaspur	1549.09	1549.09	1549.09	0.00	100.00
6	Hoshiarpur	1623.98	1623.98	1620.07	<u>3.91</u>	99.76
7	Jalandhar	3167.64	3167.64	3144.61	<u>23.03</u>	99.27
7.1	Jalandhar Constituency	1592.38	1592.38	1586.98	<u>5.40</u>	99.66
7.2	Phillaur Constituency	1575.26	1575.26	1557.63	<u>17.63</u>	98.88
8	Ludhiana	1644.58	1644.58	1627.13	<u>17.45</u>	98.94
9	Patiala	1625.10	1625.10	1625.10	0.00	100.00
10	Ropar	1630.70	1630.70	1575.50	<u>55.20</u>	96.61
11	Sangrur	1631.62	1631.62	1631.62	0.00	100.00
	<b>Grand Total</b>	<b>20500.43</b>	<b>20500.43</b>	<b>20394.39</b>	<b>106.04</b>	<b>99.48</b>

SN	Nodal District	Works sanctioned		Works completed		Works under progress		UC's received	
		No.	Cost	No.	Cost	No.	Cost	No.	Cost
<i>1</i>	<i>2</i>	<i>3</i>	<i>4</i>	<i>5</i>	<i>6</i>	<i>7</i>	<i>8</i>	<i>9</i>	<i>10</i>
1	Amritsar	3581	3026.03	3577	3023.03	4	3.00	3577	3023.03
1.1	Amritsar Constituency	1557	1412.01	1556	1411.01	1	1.00	1556	1411.01
1.2	Taran Tarn	2024	1614.02	2021	1612.02	3	2.00	2021	1612.02
2	Bathinda	2110	1618.61	2110	1618.61	0	0.00	2110	1618.61
3	Faridkot	3405	1359.96	3379	1355.07	26	4.89	3379	1355.07
4	Ferozepur	1832	1623.12	1831	1619.44	1	3.68	1804	1586.38
5	Gurdaspur	1882	1549.09	1882	1549.09	0	0.00	1825	1495.30
6	Hoshiarpur	3905	1623.98	3893	1612.05	12	11.93	3893	1612.05
7	Jalandhar	6541	3167.64	6513	3144.61	28	23.03	6513	3144.61
7.1	Jalandhar Constituency	2489	1592.38	2478	1586.98	11	5.40	2478	1586.98
7.2	Phillaur Constituency	4052	1575.26	4035	1557.63	17	17.63	4035	1557.63
8	Ludhiana	1682	1644.58	1663	1627.13	19	17.45	1663	1627.13
9	Patiala	1888	1625.10	1888	1625.10	0	0.00	1888	1625.10
10	Ropar	3435	1630.70	3342	1551.18	93	79.52	3342	1551.18
11	Sangrur	2471	1631.62	2471	1631.62	0	0	2471	1631.62
	<b>Grand Total</b>	<b>32732</b>	<b>20500.43</b>	<b>32549</b>	<b>20356.93</b>	<b>183</b>	<b>143.5</b>	<b>32465</b>	<b>20270.08</b>

SN	Nodal District	Total Funds Recd by the MP	Funds distributed to successor MPs	Funds to be distributed	Total Funds Sanctioned by the MP Col. {3-(4+5)}	Actual Exp.	Unspent Balance Col.(6-7)	%age utilisation over funds available Col. (7/6)
1	2	3	4	5	6	7	8	9
1	Amritsar - Sh.Raj Mohinder Singh	500.46	0.00	0.00	500.46	500.46	0.00	100.00
2	<b>Jalandhar</b>							
2.1	Sh. Balbir Singh	438.80	55.04	0.00	383.76	381.76	<u>2.00</u>	99.48
2.2	Sh. Iqbal Singh	340.94	59.79	0.00	281.15	281.15	0.00	100.00
2.3	Sh. Barjinder Singh Hamdard	354.38	2.34	0.00	352.04	352.04	0.00	100.00
Total		<b>1134.12</b>	<b>117.17</b>	<b>0.00</b>	<b>1016.95</b>	<b>1014.95</b>	<b>2.00</b>	99.80
3	<b>Ludhiana</b>							
3.1	Sh. Jagir Singh Dard	426.18	23.18	0.25	402.75	399.61	<u>3.14</u>	99.22
3.2	Sh. Mohinder Singh Kalyan	489.97	36.97	0.00	453.00	447.00	<u>6.00</u>	98.68
3.3	Sh.Lajpat Rai	1218.34	122.59	0.00	1095.75	1095.62	<u>0.13</u>	99.99
Total		<b>2134.49</b>	<b>182.74</b>	<b>0.25</b>	<b>1951.50</b>	<b>1942.23</b>	<b>9.27</b>	<b>99.52</b>
4	<b>Patiala</b>							
4.1	Sh. Vinod Sharma	414.26	16.34	0.00	397.92	395.92	<u>2.00</u>	99.50
4.2	Sh. Surinder Kumar Singla	389.46	38.59	0.00	350.87	350.87	0.00	100.00
4.3	Sh. Gurchran Singh Tohra	1250.60	23.13	1.93	1225.54	1215.29	<u>10.25</u>	99.16
Total		<b>2054.32</b>	<b>78.06</b>	<b>1.93</b>	<b>1974.33</b>	<b>1962.08</b>	<b>12.25</b>	<b>99.38</b>

SN	Nodal District	Total Funds Recd by the MP	Funds distributed to successor MPs	Funds to be distributed	Total Funds Sanctioned by the MP Col. {3-(4+5)}	Actual Exp.	Unspent Balance Col.(6-7)	%age utilisation over funds available Col. (7/6)
1	2	3	4	5	6	7	8	9
5	<b>Ferozepur</b> - Sh. Virendera Kataria	395.00	0.00	0.00	395.00	395.00	0.00	100.00
6	<b>Gurdaspur</b>							
6.1	Sh. Bhupinder Singh Mann	212.81	9.70	0.00	203.11	203.11	0.00	100.00
6.2	Smt. Sukhbans Kaur Bhinder	557.66	10.26	0.00	547.40	532.93	<u>14.47</u>	97.36
	Total	770.47	19.96	0.00	750.51	736.04	14.47	98.07
7	<b>Mansa</b> - Sh. Balwinder Singh Bhunder	847.15	40.99	0.00	806.16	806.16	0.00	100.00
8	<b>Fatehgarh Sahib</b> - Sh.Sukhdev Singh Libra	1257.13	53.12	0.00	1204.01	1169.69	<u>34.32</u>	97.15
9	<b>Sangrur</b> - Sh.Sukhdev Singh Dhindsa	1264.31	10.29	0.00	1254.02	1254.02	0.00	100.00
10	<b>Faridkot</b> - Smt.Gurcharan Kaur	679.80	19.47	0.02	660.31	651.55	<u>8.76</u>	98.67
11	<b>Mukatsar</b> - Sh.Sukhbir Singh Badal	850.00	19.02	0.00	830.98	815.44	<u>15.54</u>	98.13
<b>Grand Total</b>		<b>11887.25</b>	<b>540.82</b>	<b>2.20</b>	<b>11344.23</b>	<b>11247.62</b>	<b>96.61</b>	<b>99.15</b>

SN	Nodal District	Works sanctioned		Works completed		Works under progress		UC's received	
		No.	Cost	No.	Cost	No.	Cost	No.	Cost
<i>1</i>	<i>2</i>	<i>3</i>	<i>4</i>	<i>5</i>	<i>6</i>	<i>7</i>	<i>8</i>	<i>9</i>	<i>10</i>
1	Amritsar- Sh.Raj Mohinder Singh	308	500.46	308	500.46	0	0.00	308	500.46
2	<b>Jalandhar</b>								
2.1	Sh. Balbir Singh	301	383.76	298	381.76	<u>3</u>	2.00	298	381.76
2.2	Sh. Iqbal Singh	187	281.15	187	281.15	0	0.00	187	281.15
2.3	Sh. Barjinder Singh Hamdard	229	352.04	229	352.04	0	0.00	229	352.04
	<b>Total</b>	717	1016.95	714	1014.95	3	2.00	714	1014.95
3	<b>Ludhiana</b>								
3.1	Sh. Jagir Singh Dard	289	402.75	286	399.61	<u>3</u>	3.14	286	399.61
3.2	Sh. Mohinder Singh Kalyan	153	453.00	151	447.00	<u>2</u>	6.00	151	447.00
3.3	Sh.Lajpat Rai	320	1095.75	319	1094.56	<u>1</u>	1.19	316	1072.96
	<b>Total</b>	762	1951.50	756	1941.17	6	10.33	753	1919.57
4	<b>Patiala</b>								
4.1	Sh. Vinod Sharma	259	397.92	258	395.92	<u>1</u>	2.00	258	395.92
4.2	Sh. Surinder Kumar Singla	404	350.87	404	350.87	0	0.00	404	350.87
4.3	Sh. Gurchran Singh Tohra	1418	1225.54	1402	1215.29	<u>16</u>	10.25	1402	1215.29
	<b>Total</b>	2081	1974.33	2064	1962.08	17	12.25	2064	1962.08

SN	Nodal District	Works sanctioned		Works completed		Works under progress		UC's received	
		No.	Cost	No.	Cost	No.	Cost	No.	Cost
1	2	3	4	5	6	7	8	9	10
5	<b>Ferozepur</b> - Sh. Virendera Kataria	134	395.00	134	395.00	0	0.00	134	395.00
6	<b>Gurdaspur</b>								
6.1	Sh. Bhupinder Singh Mann	206	203.11	206	203.11	0	0.00	206	203.11
6.2	Smt. Sukhbans Kaur Bhinder	497	547.40	432	467.34	<u>65</u>	80.06	250	302.50
	<b>Total</b>	703	750.51	638	670.45	65	80.06	456	505.61
7	<b>Mansa</b> - Sh. Balwinder Singh Bhunder	983	806.16	983	806.16	0	0.00	960	790.46
8	<b>Fatehgarh Sahib</b> - Sh.Sukhdev Singh Libra	1669	1204.01	1590	1159.16	<u>79</u>	44.85	1540	1106.30
9	<b>Sangrur*</b> - Sh.Sukhdev Singh Dhindsa	1200	1254.02	1200	1254.02	<u>0</u>	0.00	1200	1254.02
10	<b>Faridkot</b> - Smt.Gurcharan Kaur	254	660.31	247	651.55	<u>7</u>	8.76	246	648.55
11	<b>Mukatsar</b> - Sh.Sukhbir Singh Badal	739	830.98	713	815.44	<u>26</u>	15.54	713	815.44
	<b>Grand Total</b>	<b>9550</b>	<b>11344.23</b>	<b>9347</b>	<b>11170.44</b>	<b>203</b>	<b>173.79</b>	<b>9088</b>	<b>10912.44</b>

\* 68 works discontinued of Rs.73.03 lac are excluded.

SN	Nodal District	Total Fund available	Sanction				Actual Expenditure				Unsanctioned/Unspent			Performance During Feb.,2008	
			Upto previous month 31/1/08	During current month 29/2/08 Col (6-4)	Upto current month 29/2/08	% age of funds sanctioned Col (6/3)	Upto previous month 31/1/08	During current month 29/2/08 Col(10-8)	Upto current month (29/2/08)	%age utilisation Col(10/3)	Unsanctioned Balance - Col (3-6)	Total Unspent Balance Col (3-10)	Unspent with the Executing Agencies as on 29/2/08 - Col (13-12) =(6-10)	Unspent with the Executing Agencies as on 31/1/08 - Col (14+9-5) =(4-8)	%age of Funds spent during Feb. 08 - Col (9/15)
1	2	3	4	5	6	7	8	9	10	11	12	13	14	15	16
	<b>Amritsar</b>														
1	Sh.Navjot Singh Sidhu, LS (Amritsar)	1041.14	822.39	54.45	876.84	84.22	681.73	11.92	693.65	66.62	<u>164.30</u>	<u>347.49</u>	183.19	140.66	8.47
2	Dr.Rattan Singh Ajnala,LS (Tarn Taran)	764.87	733.71	30.94	764.65	99.97	591.36	2.50	593.86	77.64	0.22	171.01	170.79	142.35	1.76
3	Sh.Rajmohinder Singh, RS	639.98	571.29	36.48	607.77	94.97	453.22	7.75	460.97	72.03	<u>32.21</u>	<u>179.01</u>	146.80	118.07	6.56
	<i>Total</i>	<i>2445.99</i>	<i>2127.39</i>	<i>121.87</i>	<i>2249.26</i>	<i>91.96</i>	<i>1726.31</i>	<i>22.17</i>	<i>1748.48</i>	<i>71.48</i>	<i>196.73</i>	<i>697.51</i>	<i>500.78</i>	<i>401.08</i>	<i>5.53</i>
4	<b>Bathinda</b> -Smt. Paramjit Kaur, LS	823.10	770.60	21.50	792.10	96.23	677.79	19.60	697.39	84.73	31.00	<u>125.71</u>	94.71	92.81	21.12
5	<b>Faridkot</b> -Sh. Sukhbir Singh Badal, LS	980.52	786.87	7.10	793.97	80.97	703.91	8.95	712.86	72.70	<u>186.55</u>	<u>267.66</u>	81.11	82.96	10.79
6	<b>Ferozepur</b> -Sh. Zora Singh Mann, LS	813.17	688.18	0.00	688.18	84.63	659.87	8.40	668.27	82.18	124.99	144.90	19.91	28.31	29.67
	<b>Gurdaspur</b>														
7	Sh. Vinod Khanna, LS	789.90	789.81	0.00	789.81	99.99	619.99	27.87	647.86	82.02	0.09	<u>142.04</u>	141.95	169.82	16.41
8	Sh.Ashwani Kumar, RS	758.29	647.53	55.05	702.58	92.65	550.29	3.01	553.30	72.97	<u>55.71</u>	<u>204.99</u>	149.28	97.24	3.10
	<i>Total</i>	<i>1548.19</i>	<i>1437.34</i>	<i>55.05</i>	<i>1492.39</i>	<i>96.40</i>	<i>1170.28</i>	<i>30.88</i>	<i>1201.16</i>	<i>77.58</i>	<i>55.80</i>	<i>347.03</i>	<i>291.23</i>	<i>267.06</i>	<i>11.56</i>

SN	Nodal District	Total Fund available	Sanction				Actual Expenditure				Unsanctioned/Unspent			Performance During Feb.,2008	
			Upto previous month 31/1/08	During current month 29/2/08 Col (6-4)	Upto current month 29/2/08	% age of funds sanctioned Col (6/3)	Upto previous month 31/1/08	During current month 29/2/08 Col(10-8)	Upto current month (29/2/08)	%age utilisation Col(10/3)	Unsanctioned Balance - Col (3-6)	Total Unspent Balance Col (3-10)	Unspent with the Executing Agencies as on 29/2/08 - Col (13-12) =(6-10)	Unspent with the Executing Agencies as on 31/1/08 - Col (14+9-5) =(4-8)	%age of Funds spent during Feb. 08 - Col (9/15)
1	2	3	4	5	6	7	8	9	10	11	12	13	14	15	16
	<b>Hoshiarpur</b>														
9	Sh.Avinash Rai Khanna, LS	737.40	732.03	1.25	733.28	99.44	552.44	37.00	589.44	79.93	4.12	<u>147.96</u>	143.84	179.59	20.60
10	Sh. Dharampal Sabharwal, RS	559.15	413.35	15.71	429.06	76.73	382.25	4.50	386.75	69.17	<u>130.09</u>	<u>172.40</u>	42.31	31.10	14.47
11	Smt. Ambika Soni, RS	651.07	549.68	5.00	554.68	85.20	486.61	4.00	490.61	75.35	<u>96.39</u>	<u>160.46</u>	64.07	63.07	6.34
12	Sh.Varinder Singh Bajwa, RS	851.66	746.41	31.43	777.84	91.33	666.51	10.50	677.01	79.49	73.82	174.65	100.83	79.90	13.14
	<i>Total</i>	<i>2799.28</i>	<i>2441.47</i>	<i>53.39</i>	<i>2494.86</i>	<i>89.13</i>	<i>2087.81</i>	<i>56.00</i>	<i>2143.81</i>	<i>76.58</i>	<i>304.42</i>	<i>655.47</i>	<i>351.05</i>	<i>353.66</i>	<i>15.83</i>
	<b>Jalandhar</b>														
13	Sh.RanaGurjit Singh,LS (Jalandhar)	548.23	492.15	20.61	512.76	93.53	445.13	6.96	452.09	82.46	<u>35.47</u>	<u>96.14</u>	60.67	47.02	<i>14.80</i>
14	Sh. Charanjit Singh Attwal, LS (Phillaur)	578.76	574.19	3.99	578.18	99.90	488.15	31.36	519.51	89.76	0.58	59.25	58.67	86.04	<u>36.45</u>
15	Sh. Naresh Gujral, RS (Jalandhar)	210.02	73.11	36.18	109.29	52.04	14.25	9.25	23.50	11.19	<u>100.73</u>	<u>186.52</u>	85.79	58.86	<i>15.72</i>
	<i>Total</i>	<i>1337.01</i>	<i>1139.45</i>	<i>60.78</i>	<i>1200.23</i>	<i>245.47</i>	<i>947.53</i>	<i>47.57</i>	<i>995.10</i>	<i>74.43</i>	<i>136.78</i>	<i>341.91</i>	<i>205.13</i>	<i>191.92</i>	<i>24.79</i>

SN	Nodal District	Total Fund available	Sanction				Actual Expenditure				Unsanctioned/Unspent			Performance During Feb.,2008	
			Upto previous month 31/1/08	During current month 29/2/08 Col (6-4)	Upto current month 29/2/08	% age of funds sanctioned Col (6/3)	Upto previous month 31/1/08	During current month 29/2/08 Col(10-8)	Upto current month (29/2/08)	%age utilisation Col(10/3)	Unsanctioned Balance - Col (3-6)	Total Unspent Balance Col (3-10)	Unspent with the Executing Agencies as on 29/2/08 - Col (13-12) =(6-10)	Unspent with the Executing Agencies as on 31/1/08 - Col (14+9-5) =(4-8)	%age of Funds spent during Feb. 08 - Col (9/15)
1	2	3	4	5	6	7	8	9	10	11	12	13	14	15	16
16	Ludhiana-Sh. Sharanjit Singh Dhillon, LS	833.07	729.21	11.00	740.21	88.85	642.01	0.50	642.51	77.13	92.86	190.56	97.70	87.20	0.57
17	Patiala-Smt. Preneet Kaur, LS	806.17	691.74	29.40	721.14	89.45	614.30	12.02	626.32	77.69	85.03	179.85	94.82	77.44	15.52
18	Sangrur-Sh. Sukhdev Singh Dhindsa, LS	814.49	692.15	35.95	728.10	89.39	616.62	7.05	623.67	76.57	86.39	190.82	104.43	75.53	9.33
19	Fatehgarh Sahib-Sh. Sukhdev Singh Libra, LS(Ropar)	742.77	725.53	10.20	735.73	99.05	575.64	18.72	594.36	80.02	7.04	148.41	141.37	149.89	12.49
20	Taran Tarn-Sh.Manohar Singh Gill, RS	734.66	626.45	98.00	724.45	98.61	594.18	61.75	655.93	89.28	10.21	78.73	68.52	32.27	191.35
<b>Grand Total</b>		<b>14678.42</b>	<b>12856.38</b>	<b>504.24</b>	<b>13360.62</b>	<b>91.02</b>	<b>11016.25</b>	<b>293.61</b>	<b>11309.86</b>	<b>77.05</b>	<b>1317.80</b>	<b>3368.56</b>	<b>2050.76</b>	<b>1840.13</b>	<b>15.96</b>

SN	Nodal District	Works sanctioned		Works completed		Works under progress		UC's received	
		No.	Cost	No.	Cost	No.	Cost	No.	Cost
1	2	3	4	5	6	7	8	9	10
<b>1</b>	<b>Amritsar</b>								
1.1	Sh.Navjot Singh Sidhu, LS (Amritsar)	653	876.84	300	481.95	353	394.89	300	481.95
1.2	Dr.Rattan Singh Ajnala,LS	688	764.65	189	243.28	499	521.37	189	243.28
1.3	Sh.Rajmohinder Singh, RS	395	607.77	148	247.64	247	360.13	148	247.64
<b>Total</b>		<b>1736</b>	<b>2249.26</b>	<b>637</b>	<b>972.87</b>	<b>1099</b>	<b>1276.39</b>	<b>637</b>	<b>972.87</b>
2	<b>Bathinda-</b> Smt. Paramjit Kaur, LS	801	792.1	497	507.62	304	284.48	497	507.62
3	<b>Faridkot-</b> Sh. Sukhbir Singh Baddal, LS	992	793.97	626	530.12	366	263.85	626	530.12
4	<b>Ferozepur-</b> Sh. Zora Singh Mann, LS	471	688.18	448	647.18	23	41.00	366	530.06
<b>5</b>	<b>Gurdaspur</b>								
5.1	Sh. Vinod Khanna, LS	850	789.81	609	550.31	241	239.50	425	395.60
5.2	Sh. Ashwani Kumar,RS	665	702.58	422	483.11	243	219.47	345	360.50
<b>Total</b>		<b>1515</b>	<b>1492.39</b>	<b>1031</b>	<b>1033.42</b>	<b>484</b>	<b>458.97</b>	<b>770</b>	<b>756.10</b>
<b>6</b>	<b>Hoshiarpur</b>								
6.1	Sh.Avinash Rai Khanna, LS	1093	733.28	800	508.54	293	224.74	800	508.54
6.2	Sh. Dharampal Sabharwal, RS	72	429.06	47	283.25	25	145.81	47	283.25
6.3	Smt. Ambika Soni, RS	279	534.68	157	400.21	122	134.47	157	400.21
6.4	Sh.Varinder Singh Bajwa, RS	673	746.41	442	475.98	231	270.43	442	475.98
<b>Total</b>		<b>2117</b>	<b>2443.43</b>	<b>1446</b>	<b>1667.98</b>	<b>671</b>	<b>775.45</b>	<b>1446</b>	<b>1667.98</b>

SN	Nodal District	Works sanctioned		Works completed		Works under progress		UC's received	
		No.	Cost	No.	Cost	No.	Cost	No.	Cost
1	2	3	4	5	6	7	8	9	10
<b>7</b>	<b>Jalandhar</b>								
7.1	Sh.RanaGurjit Singh,LS (Jalandhar)	412	512.76	202	308.63	210	204.13	202	308.00
7.2	Sh. Charanjit Singh Attwal, LS (Phillaur)	713	578.18	479	405.80	234	172.38	479	405.80
7.3	Sh. Naresh Gujral, RS (Jalandhar)	23	109.29	1	9.50	22	99.79	1	9.50
<b>Total</b>		<b>1148</b>	<b>1200.23</b>	<b>682</b>	<b>723.93</b>	<b>466</b>	<b>476.30</b>	<b>682</b>	<b>723.30</b>
8	<b>Ludhiana</b> -Sh. Sharanjit Singh Dhillon, RS	694	740.21	409	413.66	285	326.55	409	413.66
9	<b>Patiala</b> -Smt. Preneet Kaur, LS	295	721.14	140	364.89	155	356.25	140	364.89
10	<b>Sangrur</b> -Sh. Sukhdev Singh Dhindsa, LS	991	728.10	639	447.52	352	280.58	639	447.52
11	<b>Fatehgarh Sahib</b> -Sh. Sukhdev Singh Libra, LS(Ropar)	1352	735.73	621	349.63	731	386.10	621	349.63
12	<b>Tarn Taran</b> -Sh.Manohar Singh Gill, RS	257	724.45	117	388.95	140	335.50	117	388.95
<b>Grand Total</b>		<b>12369</b>	<b>13309.19</b>	<b>7293</b>	<b>8047.77</b>	<b>5076</b>	<b>5261.42</b>	<b>6950</b>	<b>7652.70</b>

SN	Nodal District	Actual Works		Works Uploaded Out of col. 3	%age of Works Uploaded (col. 5/3)	Complete works placed on website out of col. 4	%age of complete works placed on website(col.7/4)
		Sanctioned	Completed				
1	2	3	4	5	6	7	8
1	Amritsar	5625	4522	6938	<b>123.34</b>	4685	<b>103.60</b>
2	Faridkot	4695	4252	5184	<b>110.42</b>	4401	<b>103.50</b>
3	Sangrur	4926	4310	4940	<b>100.28</b>	4353	<b>101.00</b>
4	Muktsar	739	713	763	<b>103.25</b>	709	99.44
5	Taran Tarn	259	117	260	<b>100.39</b>	113	96.58
6	Bathinda	2942	2607	2920	<b>99.25</b>	2598	99.65
7	Fatehgarh Sahib(Ropar)	6505	5553	6469	<b>99.45</b>	5325	95.89
8	Jalandhar	8416	7909	8400	99.81	7585	95.90
9	Hoshiarpur	6073	5339	6054	<b>99.69</b>	5321	99.66
10	Mansa	983	983	981	99.80	981	99.80
11	Gurdaspur	4100	3551	3955	96.46	3499	98.54
12	Firozpur	2441	2413	2430	99.55	2395	99.25
13	Ludhiana	3152	2828	3044	96.57	2631	93.03
14	Patiala	4264	4092	4231	99.23	4127	<b>100.86</b>
	<b>Total</b>	<b>55120</b>	<b>49189</b>	<b>56569</b>	<b>102.63</b>	<b>48723</b>	<b>99.05</b>

Sr. No.	District	Actual Works		Works Uploaded							
		Sanctioned	Completed	Completed	Ongoing	Yet Not Started	Discontinued	Delayed	Total Works Placed on Website (5+6+7+8)	% of Works Placed on Website (10/3)	% of Completed Works on Website (5/4)
1	2	3	4	5	6	7	8	9	10	11	12
	<b>Amritsar</b>										
1	Sh.Navjot Singh Sidhu, LS (Amritsar)	653	300	285	292	244	3	0	824	<b>126.19</b>	95.00
2	Dr.Rattan Singh Ajnala,LS (Taran Tarn)	688	189	184	368	120	1	0	673	97.82	97.35
3	Sh.Rajmohinder Singh, RS	395	148	132	212	171	0	0	515	<b>130.38</b>	89.19
	<i>Total</i>	<i>1736</i>	<i>637</i>	<i>601</i>	<i>872</i>	<i>535</i>	<i>4</i>	<i>0</i>	<i>2012</i>	<b>115.90</b>	94.35
4	<b>Bathinda</b> - Smt. Paramjit Kaur, LS	832	497	488	173	118	31	17	810	<b>97.36</b>	98.19
5	<b>Faridkot</b> - Sh. Sukhbir Singh Baddal, LS	992	626	393	189	394	2	71	978	98.59	62.78
6	<b>Ferozepur</b> - Sh. Zora Singh Mann, LS	475	448	446	18	7	4	27	475	100.00	99.55
	<b>Gurdaspur</b>										
7	Sh. Vinod Khanna, LS	850	609	620	71	44	0	7	735	86.47	<b>101.81</b>
8	Sh.Ashwani Kumar, RS	665	422	506	8	142	0	6	656	98.65	<b>119.91</b>
	<i>Total</i>	<i>1515</i>	<i>1031</i>	<i>1126</i>	<i>79</i>	<i>186</i>	<i>0</i>	<i>13</i>	<i>1391</i>	91.82	<b>109.21</b>
	<b>Hoshiarpur</b>										
9	Sh.Avinash Rai Khanna, LS	1104	800	801	240	52	11	65	1104	100.00	<b>100.13</b>
10	Sh. Dharampal Sabharwal, RS	74	47	54	4	14	2	1	74	100.00	<b>114.89</b>
11	Smt. Ambika Soni, RS	281	157	164	40	111	2	5	317	<b>112.81</b>	<b>104.46</b>
12	Sh.Varinder Singh Bajwa, RS	673	442	409	89	117	3	40	618	91.83	92.53
	<i>Total</i>	<i>2132</i>	<i>1446</i>	<i>1428</i>	<i>373</i>	<i>294</i>	<i>18</i>	<i>111</i>	<i>2113</i>	99.11	98.76

Sr. No.	District	Actual Works		Works Uploaded							
		Sanctioned	Completed	Completed	Ongoing	Yet Not Started	Discontinued	Delayed	Total Works Placed on Website (5+6+7+8)	% of Works Placed on Website (10/3)	% of Completed Works on Website (5/4)
1	2	3	4	5	6	7	8	9	10	11	12
	<b>Jalandhar</b>										
13	Sh.RanaGurjit Singh,LS (Jalandhar)	412	202	108	163	94	1	2	366	88.83	53.47
14	Sh. Charanjit Singh Attwal, LS (Phillaur)	721	479	309	183	255	8	8	755	<b>104.72</b>	64.51
15	Sh. Naresh Kumar Gujral, RS (Jalandhar)	23	1	0	0	6	0	0	6	26.09	0.00
	<i>Total</i>	<i>1156</i>	<i>682</i>	<i>417</i>	<i>346</i>	<i>355</i>	<i>9</i>	<i>10</i>	<i>1127</i>	<i>97.49</i>	<i>61.14</i>
16	<b>Ludhiana</b> - Sh. Sharanjit Singh Dhillon, LS	708	409	385	0	308	14	3	707	<b>99.86</b>	94.13
17	<b>Patiala</b> - Smt. Preneet Kaur, LS	295	140	181	0	87	0	0	268	90.85	<b>129.29</b>
18	<b>Sangrur</b> - Sh. Sukhdev Singh Dhindsa, LS	1020	639	682	0	310	28	124	1020	100.00	<b>106.73</b>
19	<b>Fatehgarh Sahib</b> - Sh. Sukhdev Singh Libra, LS(Ropar)	1390	621	621	648	84	38	3	1391	<b>100.07</b>	100.00
20	<b>Taran Tarn</b> - Sh. Manohar Singh Gill, RS	259	117	113	145	0	2	6	260	<b>100.39</b>	96.58
	<b>Total</b>	<b>12510</b>	<b>7293</b>	<b>6881</b>	<b>2843</b>	<b>2678</b>	<b>150</b>	<b>385</b>	<b>12552</b>	<b>100.34</b>	<b>94.35</b>

\*29 works of Rs 13.70 lacs are shown as discontinues work during 14th Lok Sabha

Sr. No.	Constituency	Actual Works		Works Uploaded							
		Sanctioned	Completed	Completed	Ongoing	Yet Not Started	Discontinued	Delayed	Total Works Placed on Website (5+6+7+8)	% of Works Placed on Website (10/3)	% of Completed Works on Website (5/4)
1	2	3	4	5	6	7	8	9	10	11	12
1	Amritsar	324	324	324	0	1	0	0	325	<b>100.31</b>	100.00
2	Bathinda	402	402	402	0	0	0	0	402	100.00	100.00
3	Faridkot	981	981	981	0	0	0	0	981	100.00	100.00
4	Firozpur	477	477	475	0	0	0	0	475	99.58	99.58
5	Gurdaspur	331	331	339	0	0	0	0	339	<b>102.42</b>	<b>102.42</b>
6	Hoshiarpur	335	334	334	0	0	1	33	335	100.00	100.00
7	Jalandhar	422	422	421	0	1	0	137	422	100.00	99.76
8	Ludhiana	158	152	151	0	0	0	0	151	95.57	99.34
9	Patiala	155	155	155	0	0	0	1	155	100.00	100.00
10	Phillaur	647	645	630	0	15	2	61	647	100.00	97.67
11	Ropar	201	200	195	3	0	0	15	198	98.51	97.50
12	Sangrur	103	98	94	0	5	4	2	103	100.00	95.92
13	Taran Tarn	147	147	147	0	0	0	0	147	100.00	100.00
	<b>Total</b>	<b>4683</b>	<b>4668</b>	<b>4648</b>	<b>3</b>	<b>22</b>	<b>7</b>	<b>249</b>	<b>4680</b>	<b>99.94</b>	<b>99.57</b>

Sr. No.	Constituency	Actual Works		Works Uploaded							
		Sanctioned	Completed	Completed	Ongoing	Yet Not Started	Discontinued	Delayed	Total Works Placed on Website (5+6+7+8)	% of Works Placed on Website (10/3)	% of Completed Works on Website (5/4)
1	2	3	4	5	6	7	8	9	10	11	12
1	Amritsar	138	138	154	0	0	0	0	154	<b>111.59</b>	<b>111.59</b>
2	Bathinda	136	136	136	0	0	0	0	136	100.00	100.00
3	Faridkot	398	398	389	0	0	0	0	389	97.74	97.74
4	Ferozepur	218	217	216	0	2	0	2	218	100.00	99.54
5	Gurdaspur	184	184	192	0	0	0	0	192	<b>104.35</b>	<b>104.35</b>
6	Hoshiarpur	386	386	386	0	0	0	0	386	100.00	100.00
7	Jalandhar	184	179	184	0	0	0	57	184	100.00	<b>102.79</b>
8	Ludhiana	190	190	188	0	0	0	0	188	98.95	98.95
9	Patiala	319	319	319	0	0	0	1	319	100.00	100.00
10	Phillaur	710	710	705	0	5	1	93	711	<b>100.14</b>	99.30
11	Ropar	403	403	337	0	0	0	0	337	83.62	83.62
12	Sangrur	291	291	285	0	0	6	1	291	100.00	97.94
13	Taran Tarn	521	521	504	0	0	0	0	504	96.74	96.74
	<b>Total</b>	<b>4078</b>	<b>4072</b>	<b>3995</b>	<b>0</b>	<b>7</b>	<b>7</b>	<b>154</b>	<b>4009</b>	<b>98.31</b>	<b>98.11</b>

Sr. No.	Constituency	Actual Works		Works Uploaded							
		Sanctioned	Completed	Completed	Ongoing	Yet Not Started	Discontinued	Delayed	Total Works Placed on Website (5+6+7+8)	% of Works Placed on Website (10/3)	% of Completed Works on Website (5/4)
1	2	3	4	5	6	7	8	9	10	11	12
1	Amritsar	49	49	189	0	53	0	1	242	<b>493.88</b>	<b>385.71</b>
2	Bathinda	238	238	238	0	0	0	0	238	100.00	100.00
3	Faridkot	285	285	289	0	1	0	0	290	<b>101.75</b>	<b>101.40</b>
4	Ferozepur	90	90	90	0	0	0	1	90	100.00	100.00
5	Gurdaspur	216	216	215	0	0	0	0	215	99.54	99.54
6	Hoshiarpur	290	287	287	0	0	3	214	290	100.00	100.00
7	Jalandhar	116	116	116	0	0	0	24	116	100.00	100.00
8	Ludhiana	71	71	71	0	0	0	0	71	100.00	100.00
9	Patiala	147	147	147	0	0	0	0	147	100.00	100.00
10	Phillaur	248	248	248	0	0	0	85	248	100.00	100.00
11	Ropar	270	270	234	0	36	0	0	270	100.00	86.67
12	Sangrur	234	234	230	0	0	4	0	234	100.00	98.29
13	Taran Tarn	192	192	338	1	2	0	0	341	<b>177.60</b>	<b>176.04</b>
	<b>Total</b>	<b>2446</b>	<b>2443</b>	<b>2692</b>	<b>1</b>	<b>92</b>	<b>7</b>	<b>325</b>	<b>2792</b>	<b>114.15</b>	<b>110.19</b>

Sr. No.		Actual Works		Works Uploaded							
		Sanctioned	Completed	Completed	Ongoing	Yet Not Started	Discontinued	Delayed	Total Works Placed on Website (5+6+7+8)	% of Works Placed on Website (10/3)	% of Completed Works on Website (5/4)
1	2	3	4	5	6	7	8	9	10	11	12
1	Amritsar	1046	1044	951	0	93	1	0	1045	99.90	91.09
2	Bathinda	1334	1334	1334	0	0	0	1	1334	100.00	100.00
3	Faridkot	1780	1715	2050	6	132	39	64	2227	<b>125.11</b>	<b>119.53</b>
4	Firozpur	1047	1047	1034	0	1	3	6	1038	99.14	98.76
5	Gurdaspur	1151	1151	1121	0	3	1	0	1125	97.74	97.39
6	Hoshiarpur	2930	2886	2886	6	6	32	336	2930	100.00	100.00
7	Jalandhar	1769	1753	1743	0	24	2	339	1769	100.00	99.43
8	Ludhiana	1263	1250	1169	0	41	2	0	1212	95.96	93.52
9	Patiala	1267	1267	1266	0	0	0	116	1266	99.92	99.92
10	Phillaur	2459	2410	2404	21	25	9	447	2459	100.00	99.75
11	Ropar	2561	2469	2392	184	21	42	34	2639	<b>103.05</b>	96.88
12	Sangrur	2010	1848	1862	0	0	162	12	2024	<b>100.70</b>	<b>100.76</b>
13	Taran Tarn	1164	1162	1164	0	689	0	0	1853	<b>159.19</b>	<b>100.17</b>
	<b>Total</b>	<b>21781</b>	<b>21336</b>	<b>21376</b>	<b>217</b>	<b>1035</b>	<b>293</b>	<b>1355</b>	<b>22921</b>	<b>105.23</b>	<b>100.19</b>

Sr. No.	Constituency	Actual Works		Works Uploaded							
		Sanctioned	Completed	Completed	Ongoing	Yet Not Started	Discontinued	Delayed	Total Works Placed on Website (5+6+7+8)	% of Works Placed on Website (10/3)	% of Completed Works on Website (5/4)
1	2	3	4	5	6	7	8	9	10	11	12
<b>1</b>	<b>Amritsar</b>										
	Sh.Raj Mohinder Singh	308	308	313	0	2	0	0	315	<b>102.27</b>	<b>101.62</b>
<b>2</b>	<b>Jalandhar</b>										
2.1	Sh. Balbir Singh	301	298	301	0	0	0	118	301	100.00	<b>101.01</b>
2.2	Sh. Iqbal Singh	187	187	187	0	0	0	87	187	100.00	100.00
2.3	Sh. Barjinder Singh Hamdard	229	229	229	0	0	0	61	229	100.00	100.00
	<i>Total</i>	<i>717</i>	<i>714</i>	<i>717</i>	<i>0</i>	<i>0</i>	<i>0</i>	<i>266</i>	<i>717</i>	<i>100.00</i>	<i>100.42</i>
<b>3</b>	<b>Ludhiana</b>										
3.1	Sh. Jagir Singh Dard	289	286	289	0	4	0	0	293	<b>101.38</b>	<b>101.05</b>
3.2	Sh. Mohinder Singh Kalyan	153	152	146	0	3	0	0	149	97.39	96.05
3.3	Sh.Lajpat Rai	320	318	232	1	40	0	1	273	85.31	72.96
	<i>Total</i>	<i>762</i>	<i>756</i>	<i>667</i>	<i>1</i>	<i>47</i>	<i>0</i>	<i>1</i>	<i>715</i>	<i>93.83</i>	<i>88.23</i>
<b>4</b>	<b>Patiala</b>										
4.1	Sh. Vinod Sharma	259	258	257	0	0	1	2	258	99.61	99.61
4.2	Sh. Surinder Kumar Singla	404	404	399	0	1	0	7	400	99.01	98.76
4.3	Sh.Gurcharan Singh Tohra	1418	1402	1403	0	15	0	0	1418	100.00	<b>100.07</b>
	<i>Total</i>	<i>2081</i>	<i>2064</i>	<i>2059</i>	<i>0</i>	<i>16</i>	<i>1</i>	<i>9</i>	<i>2076</i>	<i>99.76</i>	<i>99.76</i>

Sr. No.	Constituency	Actual Works		Works Uploaded							
		Sanctioned	Completed	Completed	Ongoing	Yet Not Started	Discontinued	Delayed	Total Works Placed on Website (5+6+7+8)	% of Works Placed on Website (10/3)	% of Completed Works on Website (5/4)
1	2	3	4	5	6	7	8	9	10	11	12
<b>5</b>	<b>Ferozepur</b>										
	Sh. Virendera Kataria	134	134	134	0	0	0	1	134	100.00	100.00
<b>6</b>	<b>Gurdaspur</b>										
6.1	Sh. Bhupinder Singh Mann	206	206	200	0	0	0	0	200	97.09	97.09
6.2	Smt. Sukhbans Kaur Bhinder	497	432	306	170	17	0	3	493	99.20	70.83
<i>Total</i>		<i>703</i>	<i>638</i>	<i>506</i>	<i>170</i>	<i>17</i>	<i>0</i>	<i>3</i>	<i>693</i>	<i>98.58</i>	<i>79.31</i>
<b>7</b>	<b>Mansa</b>										
	Sh. Balwinder Singh Bhunder	983	983	981	0	0	0	6	981	99.80	99.80
<b>8</b>	<b>Fatehgarh Sahib</b>										
	Sh.Sukhdev Singh Libra	1669	1590	1546	54	9	25	11	1634	97.90	97.23
<b>9</b>	<b>Sangrur</b>										
	Sh.Sukhdev Singh Dhindsa	1268	1200	1200	0	0	68	3	1268	100.00	100.00
<b>10</b>	<b>Faridkot</b>										
	Smt. Gurcharan Kaur	259	247	299	2	13	5	6	319	<b>123.17</b>	<b>121.05</b>
<b>11</b>	<b>Mukatsar</b>										
	Sh.Sukhbir Singh Badal	739	713	709	0	53	1	0	763	<b>103.25</b>	99.44
<b>Grand Total</b>		<b>9623</b>	<b>9347</b>	<b>9131</b>	<b>227</b>	<b>157</b>	<b>100</b>	<b>306</b>	<b>9615</b>	<b>99.92</b>	<b>97.69</b>