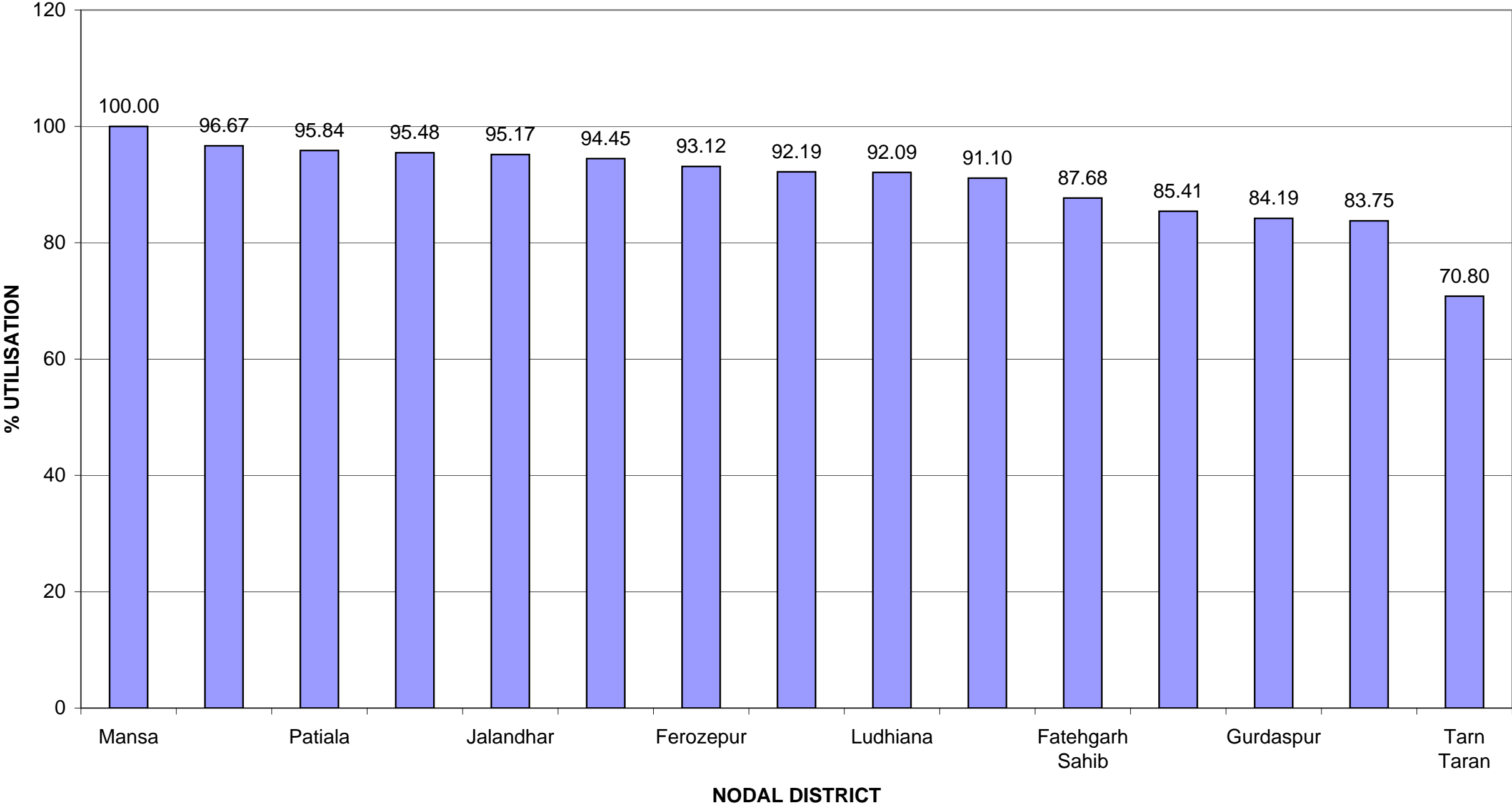


**ITEM 2.1 - %AGE UTILISATION OF FUNDS UPTON 31/01/2007 - SITTING / EX-MP's BOTH LS AND RS SINCE INCEPTION (1993-94)**



ITEM 5.1 (A) %AGE UTILISATION OF FUNDS UPTO 31-01-2007- NODAL DISTRICT WISE- FOR SITTING MPs BOTH LS AND RS

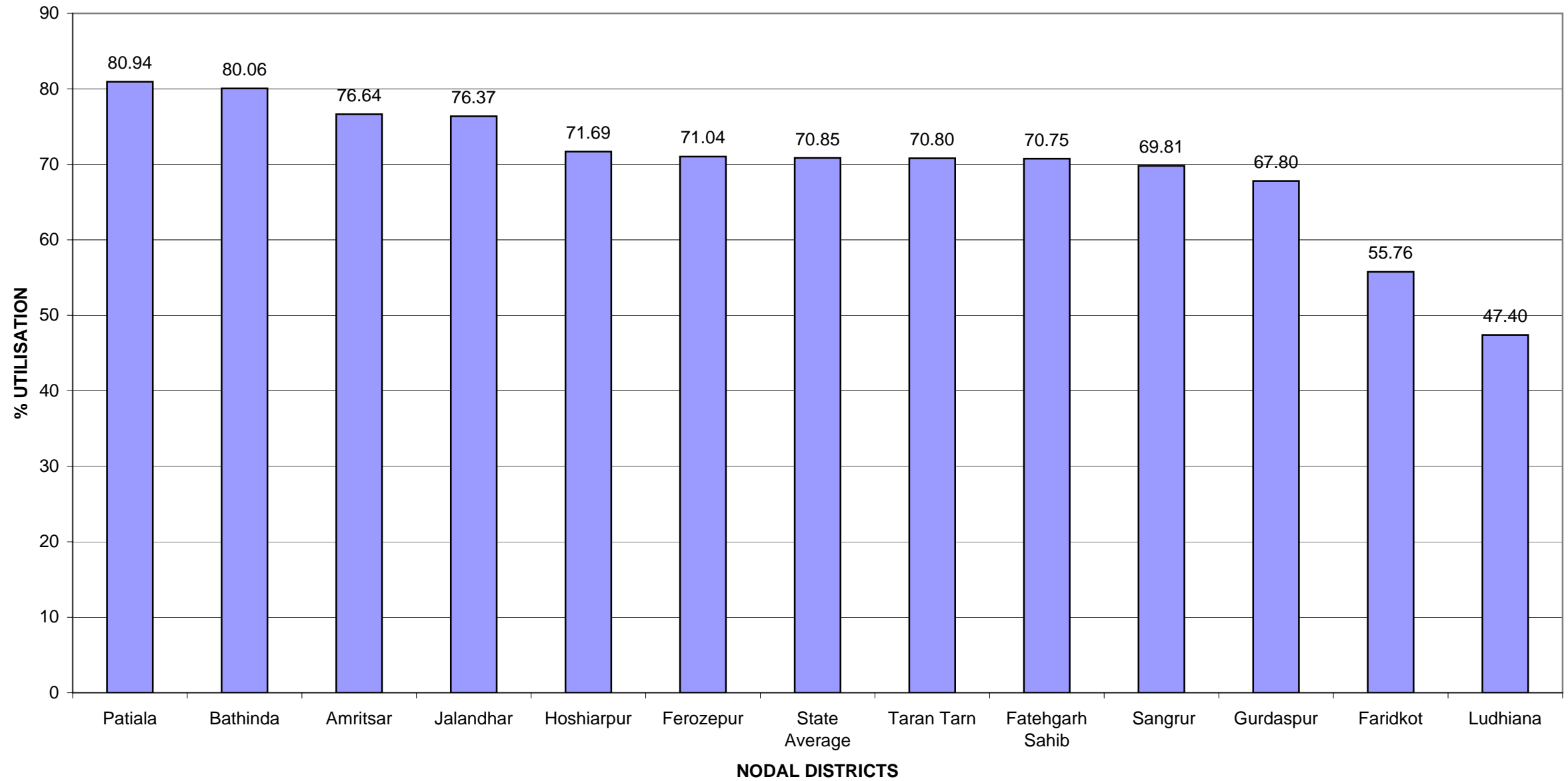


CHART ITEM 5.1 (A)

ITEM 5.1 (B) %AGE UTILISATION OF FUNDS DURING JAN, 2007- NODAL DISTRICT WISE- FOR SITTING MPs BOTH LS AND RS

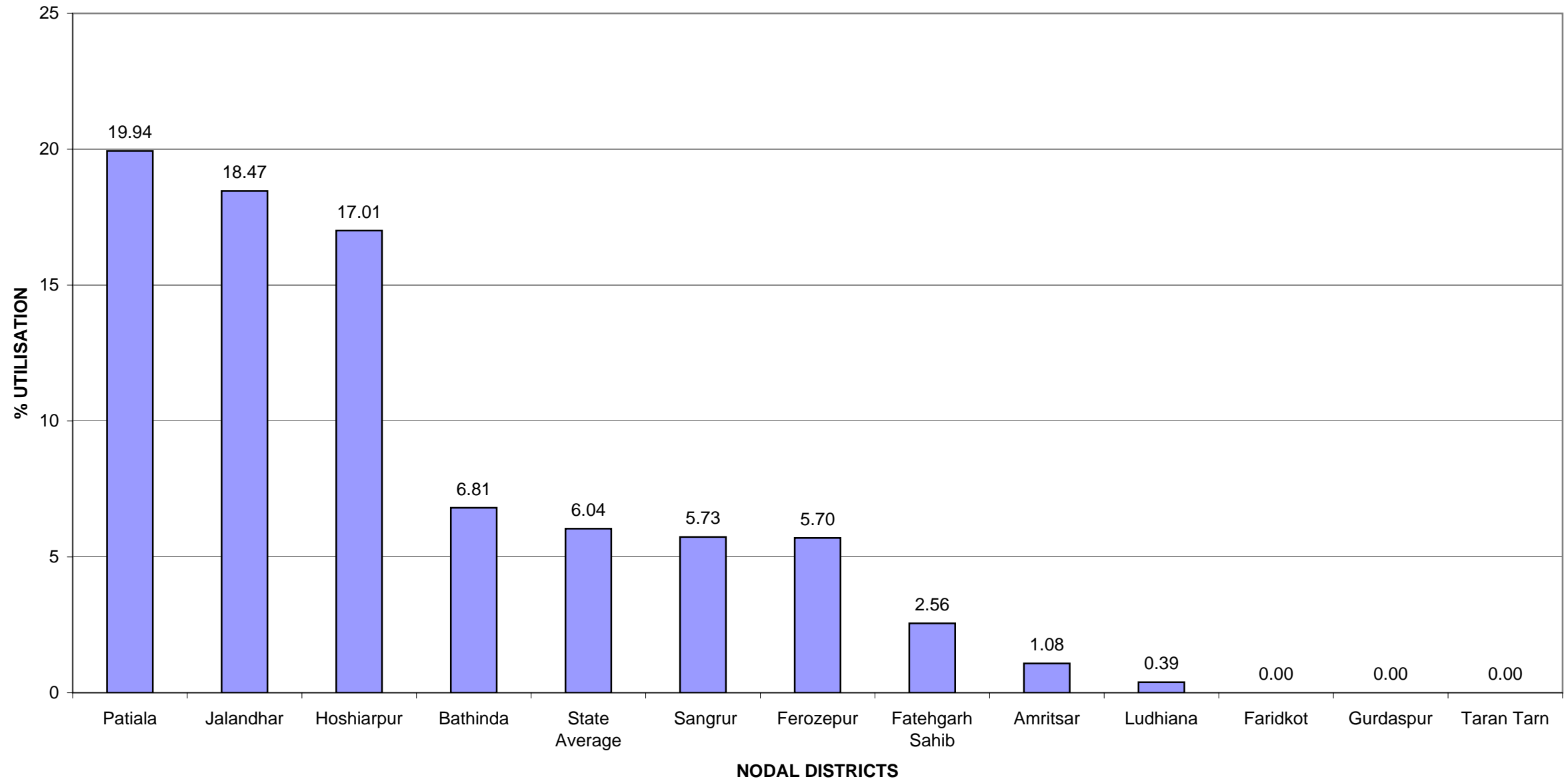


CHART ITEM 5.1 (B)

SN	Constituency	Installments not released by Govt. of India			Reasons of non-release			
		2005-06 (IInd)	2006-07 (Ist)	2006-07 (IInd)	Unsanctioned balance >50 lakh	Unspent Balance >100 lakh	UC pending	Audit certificate pending
1	Amritsar			1	No	Yes	2005-06	2004-05
2	Faridkot			1	Yes	Yes	2005-06	2004-05
3	Gurdaspur			1	No	Yes	2005-06	2004-05
4	Hoshiarpur			1	No	Yes	-	-
5	Jalandhar		1	1	No	No	2005-06	2004-05
6	Ludhiana			1	No	Yes	2005-06	2004-05
7	Phillaur	1	1	1	No	Yes	2005-06	2004-05
8	Ropar (FGS)			1	No	Yes	2005-06	-
9	Sangrur			1	No	Yes	-	-
10	Taran Tarn			1	No	No	2005-06	2004-05
	<b>Total</b>	<b>1</b>	<b>2</b>	<b>10</b>				

SN.	Name - Rajya Sabha MP	Installments not released by Govt. of India					Reasons of non-release			
		2004-05 (IInd)	2005-06 (Ist)	2005-06 (IInd)	2006-07 (Ist)	2006-07 (IInd)	Unsanctioned balance >50 lakh	Unspent Balance >100 lakh	UC pending	Audit certificate pending
1	Sh. Ashwani Kumar (Gurdaspur)	1	1	1	1	1	No	Yes	2003-04 2004-05 2005-06	2002-03 2003-04 2004-05
2	Sh. Dharam Pal Sabarwal (Hoshiarpur)					1	Yes	Yes	-	-
3	Sh. Manohar Singh Gill (Taran Tarn)					1	No	Yes	2005-06	2004-05
4	Sh. Varinder Singh Bajwa (Hoshiarpur)						No	No	-	-
5	Smt. Sukhbans Kaur Bhinder (Gurdaspur)					1	No	Yes	2005-06	2004-05
6	Smt. Ambika Soni (Hoshiarpur)						No	Yes	-	-
7	Sh. Raj Mohinder Singh (Amritsar)					1	No	No	2005-06	2004-05
	<b>Total</b>	<b>1</b>	<b>1</b>	<b>1</b>	<b>1</b>	<b>5</b>				

(Rs Lacs)

**ITEM 2.1 : UTILISATION OF FUNDS - SITTING/EX MPs BOTH LS AND RS SINCE INCEPTION OF SCHEME TO 31/1/2007**

As on 31/1/2007

SN	Nodal District	Funds available					Actual Expenditure					Unutilised funds (Col 7 - Col 12)	% age utilisation of funds Col.(12/7)	Rank
		Sitting Lok Sabha	Sitting Rajya Sabha	Previous Lok Sabha	Retired Rajya Sabha	Total	Sitting Lok Sabha	Sitting Rajya Sabha	Previous Lok Sabha	Retired Rajya Sabha	Total			
1	2	3	4	5	6	7	8	9	10	11	12	13	14	15
1	Amritsar	1279.12	437.24	3026.03	500.46	5242.85	939.08	376.38	3017.48	500.46	4833.40	<u>409.45</u>	92.19	8
2	Bathinda	618.62	0.00	1619.39	0.00	2238.01	495.25	0.00	1618.61	0.00	2113.86	124.15	94.45	6
3	Faridkot	641.43	0.00	1411.01	660.31	2712.75	357.69	0.00	1321.38	637.80	2316.87	<u>395.88</u>	85.41	11
4	Ferozepur	606.44	0.00	1624.20	395.00	2625.64	430.79	0.00	1619.19	395.00	2444.98	180.66	93.12	7
5	Gurdaspur	588.56	1101.72	1549.09	203.11	3442.48	432.82	713.21	1549.09	203.11	2898.23	<u>544.25</u>	84.19	12
6	Hoshiarpur	506.04	1627.69	1633.87	0.00	3767.60	367.54	1162.11	1625.83	0.00	3155.48	<u>612.12</u>	83.75	13
7	Jalandhar	720.25	0.00	3171.78	1016.95	4908.98	550.08	0.00	3106.74	1014.95	4671.77	<u>237.21</u>	95.17	5
8	Ludhiana	519.93	0.00	1654.29	1947.66	4121.88	246.44	0.00	1601.72	1947.66	3795.82	<u>326.06</u>	92.09	9
9	Patiala	606.17	0.00	1625.10	1974.33	4205.60	490.65	0.00	1625.10	1915.07	4030.82	174.78	95.84	3
10	Sangrur	508.32	0.00	1631.62	1254.02	3393.96	354.85	0.00	1631.62	1254.02	3240.49	153.47	95.48	4
11	Fatehgarh Sahib	530.64	0.00	1640.92	1204.01	3375.57	375.44	0.00	1395.16	1189.24	2959.84	<u>415.73</u>	87.68	10
12	Mansa	0.00	0.00	0.00	805.16	805.16	0.00	0.00	0.00	805.16	805.16	0.00	100.00	1
13	Mukatsar	0.00	0.00	0.00	830.98	830.98	0.00	0.00	0.00	803.28	803.28	27.70	96.67	2
14	Tarn Taran	0.00	524.02	0.00	0.00	524.02	0.00	371.03	0.00	0.00	371.03	152.99	70.80	14
	<b>Total</b>	<b>7125.52</b>	<b>3690.67</b>	<b>20587.30</b>	<b>10791.99</b>	<b>42195.48</b>	<b>5040.63</b>	<b>2622.73</b>	<b>20111.92</b>	<b>10665.75</b>	<b>38441.03</b>	<b>3754.45</b>	<b>91.10</b>	

SN.	Nodal District	Works Sanctioned					Works Completed					Pending Works (col.7-12)	%age of works completed Col.(12/7)	Rank
		Sitting Lok Sabha	Sitting Rajya Sabha	Previous Lok Sabha	Retd. Rajya Sabha	Total	Sitting Lok Sabha	Sitting Rajya Sabha	Previous Lok Sabha	Retd. Rajya Sabha	Total			
1	2	3	4	5	6	7	8	9	10	11	12	13	14	15
1	Amritsar	1078	293	3581	308	5260	369	127	3571	308	4375	<u>885</u>	83.17	9
2	Bathinda	684	0	2110	0	2794	203	0	2107	0	2310	484	82.68	10
3	Faridkot	650	0	3447	254	4351	309	0	3295	245	3849	<u>502</u>	88.46	7
4	Ferozepur	416	0	1832	134	2382	285	0	1829	134	2248	134	94.37	4
5	Gurdaspur	670	886	1882	206	3644	290	513	1874	206	2883	<u>761</u>	79.12	13
6	Hoshiarpur	854	930	3912	0	5696	402	352	3900	0	4654	<u>1042</u>	81.71	12
7	Jalandhar	835	0	6524	696	8055	285	0	6435	693	7413	<u>642</u>	92.03	5
8	Ludhiana	508	0	1682	767	2957	190	0	1624	767	2581	376	87.28	8
9	Patiala	247	0	1888	2081	4216	126	0	1888	1965	3979	237	94.38	3
10	Sangrur	731	0	2749	1314	4794	301	0	2749	1314	4364	430	91.03	6
11	Fatehgarh Sahib	952	0	3429	1669	6050	336	0	3079	1535	4950	<u>1100</u>	81.82	11
12	Mansa	0	0	0	983	983	0	0	0	983	983	0	100.00	1
13	Mukatsar	0	0	0	739	739	0	0	0	709	709	30	95.94	2
14	TarnTaran	0	217	0	0	217	0	45	0	0	45	172	<u>20.74</u>	14
<b>Total</b>		<b>7625</b>	<b>2326</b>	<b>33036</b>	<b>9151</b>	<b>52138</b>	<b>3096</b>	<b>1037</b>	<b>32351</b>	<b>8859</b>	<b>45343</b>	<b>6795</b>	<b>86.97</b>	

SN	Nodal District	Total Funds available	Funds sanctioned	Actual Expenditure	Unutilised/ Unspent Balance (col.3 -col.5)	%age utilisation over funds available (col.5 over col.3)
1	2	3	4	5	6	7
1	Amritsar	3026.03	3026.03	3017.48	8.55	99.72
1.1	Amritsar Constituency	1412.01	1412.01	1411.51	0.50	99.96
1.2	Taran Tarn Constituency	1614.02	1614.02	1605.97	8.05	99.50
2	Bathinda	1619.39	1619.39	1618.61	0.78	99.95
3	Faridkot	1411.01	1411.01	1321.38	89.63	93.65
4	Ferozepur	1624.20	1624.20	1619.19	5.01	99.69
5	Gurdaspur	1549.09	1549.09	1549.09	0	100.00
6	Hoshiarpur	1633.87	1633.87	1625.83	8.04	99.51
7	Jalandhar	3171.78	3171.78	3106.74	65.04	97.95
7.1	Jalandhar Constituency	1595.17	1595.17	1582.87	12.30	99.23
7.2	Phillaur Constituency	1576.61	1576.61	1523.87	52.74	96.65
8	Ludhiana	1654.29	1654.29	1601.72	52.57	96.82
9	Patiala	1625.10	1625.10	1625.10	0	100.00
10	Ropar	1640.92	1602.14	1395.16	245.76	85.02
11	Sangrur	1631.62	1631.62	1631.62	0	100.00
	<b>Grand Total</b>	<b>20587.30</b>	<b>20548.52</b>	<b>20111.92</b>	<b>475.38</b>	<b>97.69</b>

SN	Nodal District	Works sanctioned		Works completed		Works under progress		UC's received	
		No.	Cost	No.	Cost	No.	Cost	No.	Cost
<i>1</i>	<i>2</i>	<i>3</i>	<i>4</i>	<i>5</i>	<i>6</i>	<i>7</i>	<i>8</i>	<i>9</i>	<i>10</i>
<i>1</i>	<i>Amritsar</i>	<i>3581</i>	<i>3026.03</i>	<i>3571</i>	<i>3017.48</i>	<i>10</i>	<i>8.55</i>	<i>3571</i>	<i>3017.48</i>
1.1	Amritsar Constituency	1557	1412.01	1556	1411.51	1	0.50	1556	1411.51
1.2	Taran Tarn	2024	1614.02	2015	1605.97	9	8.05	2015	1605.97
2	Bathinda	2110	1619.39	2107	1618.61	3	0.78	2107	1618.61
3	Faridkot	3447	1411.01	3295	1321.38	<u>152</u>	89.63	3273	1309.90
4	Ferozepur	1832	1624.20	1829	1616.44	3	7.76	1764	1550.88
5	Gurdaspur	1882	1549.09	1874	1537.36	8	11.73	1760	1451.36
6	Hoshiarpur	3912	1633.87	3900	1623.15	12	10.72	3900	1623.15
<i>7</i>	<i>Jalandhar</i>	<i>6524</i>	<i>3171.78</i>	<i>6435</i>	<i>3106.74</i>	<u><i>89</i></u>	<i>65.04</i>	<i>6435</i>	<i>3106.74</i>
7.1	Jalandhar Constituency	2546	1595.17	2527	1582.87	19	12.30	2527	1582.87
7.2	Phillaur Constituency	3978	1576.61	3908	1523.87	<u>70</u>	52.74	3908	1523.87
8	Ludhiana	1682	1654.29	1624	1601.72	<u>58</u>	52.57	1624	1601.72
9	Patiala	1888	1625.10	1888	1625.10	0	0.00	1888	1625.10
10	Ropar	3429	1602.14	3079	1395.16	<u>350</u>	206.98	3079	1395.16
11	Sangrur	2749	1631.62	2749	1631.62	0	0	2749	1631.62
	<b>Grand Total</b>	<b>33036</b>	<b>20548.52</b>	<b>32351</b>	<b>20094.76</b>	<b>685</b>	<b>453.76</b>	<b>32150</b>	<b>19931.72</b>

SN	Nodal District	Total Funds Recd by the MP	Funds distributed to successor MPs	Funds to be distributed	Total Funds Sanctioned by the MP Col. {3-(4+5)}	Actual Exp.	Unspent Balance Col.(6-7)	%age utilisation over funds available Col. (7/6)
1	2	3	4	5	6	7	8	9
1	<b>Amritsar</b> - Sh.Raj Mohinder Singh	500.46	0.00	0.00	500.46	500.46	0.00	100.00
2	<b>Jalandhar</b>							
2.1	Sh. Balbir Singh	438.80	55.04	0.00	383.76	381.76	2.00	99.48
2.2	Iqbal Singh	340.94	59.72	0.07	281.15	281.15	0.00	100.00
2.3	Sh. Barjinder Singh Hamdard	354.38	2.34	0.00	352.04	352.04	0.00	100.00
Total		<b>1134.12</b>	<b>117.10</b>	<b>0.07</b>	<b>1016.95</b>	<b>1014.95</b>	<b>2.00</b>	99.80
3	<b>Ludhiana</b>							
3.1	Sh. Jagir Singh Dard	426.18	21.18	2.00	403.00	403.00	0.00	100.00
3.2	Sh. Mohinder Singh Kalyan	496.38	41.38	0.00	455.00	455.00	0.00	100.00
3.3	Sh.Lajpat Rai	1212.25	88.49	34.10	1089.66	1089.66	0.00	100.00
Total		<b>2134.81</b>	<b>151.05</b>	<b>36.10</b>	<b>1947.66</b>	<b>1947.66</b>	<b>0.00</b>	<b>100.00</b>
4	<b>Patiala</b>							
4.1	Sh. Vinod Sharma	414.26	16.34	0.00	397.92	397.92	0.00	100.00
4.2	Sh. Surinder Kumar Singla	389.46	38.59	0.00	350.87	350.87	0.00	100.00
4.3	Sh. Gurchran Singh Tohra	1250.60	23.13	1.93	1225.54	1166.28	59.26	95.16
Total		<b>2054.32</b>	<b>78.06</b>	<b>1.93</b>	<b>1974.33</b>	<b>1915.07</b>	<b>59.26</b>	<b>97.00</b>

SN	Nodal District	Total Funds Recd by the MP	Funds distributed to successor MPs	Funds to be distributed	Total Funds Sanctioned by the MP Col. {3-(4+5)}	Actual Exp.	Unspent Balance Col.(6-7)	%age utilisation over funds available Col. (7/6)
<i>1</i>	<i>2</i>	<i>3</i>	<i>4</i>	<i>5</i>	<i>6</i>	<i>7</i>	<i>8</i>	<i>9</i>
5	<b>Ferozepur</b> - Sh. Virendera Kataria	395.00	0.00	0.00	395.00	395.00	0.00	100.00
6	<b>Gurdaspur</b> - Sh. Bhupinder Singh Mann	212.81	9.70	0.00	203.11	203.11	0.00	100.00
7	<b>Mansa</b> - Sh. Balwinder Singh Bhunder	847.15	40.99	1.00	805.16	805.16	0.00	100.00
8	<b>Fatehgarh Sahib</b> - Sh.Sukhdev Singh Libra	1257.05	48.28	4.76	1204.01	1189.24	14.77	98.77
9	<b>Sangrur</b> - Sh.Sukhdev Singh Dhindsa	1264.31	10.29	0.00	1254.02	1254.02	0.00	100.00
10	<b>Faridkot</b> - Smt.Gurcharan Kaur	679.76	18.46	0.99	660.31	637.80	22.51	96.59
11	<b>Mukatsar</b> - Sh.Sukhbir Singh Badal	850.00	0.00	19.02	830.98	803.28	27.70	96.67
<b>Grand Total</b>		<b>11329.79</b>	<b>473.93</b>	<b>63.87</b>	<b>10791.99</b>	<b>10665.75</b>	<b>126.24</b>	<b>98.83</b>

SN	Nodal District	Works sanctioned		Works completed		Works under progress		UC's received	
		No.	Cost	No.	Cost	No.	Cost	No.	Cost
<i>1</i>	<i>2</i>	<i>3</i>	<i>4</i>	<i>5</i>	<i>6</i>	<i>7</i>	<i>8</i>	<i>9</i>	<i>10</i>
1	Amritsar- Sh.Raj Mohinder Singh	308	500.46	308	500.46	0	0.00	308	500.46
2	<b>Jalandhar</b>								
2.1	Sh. Balbir Singh	296	383.76	293	381.76	3	2.00	293	381.76
2.2	Iqbal Singh	173	281.15	173	281.15	0	0.00	172	276.15
2.3	Sh. Barjinder Singh Hamdard	227	352.04	227	352.04	0	0.00	227	352.04
	<b>Total</b>	696	1016.95	693	1014.95	3	2.00	692	1009.95
3	<b>Ludhiana</b>								
3.1	Sh. Jagir Singh Dard	292	403.00	292	403.00	0	0.00	286	399.51
3.2	Sh. Mohinder Singh Kalyan	154	455.00	154	455.00	0	0.00	148	444.47
3.3	Sh.Lajpat Rai	321	1089.66	321	1089.66	0	0.00	308	1078.47
	<b>Total</b>	767	1947.66	767	1947.66	0	0.00	742	1922.45
4	<b>Patiala</b>								
4.1	Sh. Vinod Sharma	259	397.92	259	397.92	0	0.00	258	395.92
4.2	Sh. Surinder Kumar Singla	404	350.87	404	350.87	0	0.00	404	350.87
4.3	Sh. Gurchran Singh Tohra	1418	1225.54	1302	1166.28	116	59.26	1302	1166.28

SN	Nodal District	Works sanctioned		Works completed		Works under progress		UC's received	
		No.	Cost	No.	Cost	No.	Cost	No.	Cost
1	2	3	4	5	6	7	8	9	10
	<b>Total</b>	2081	1974.33	1965	1915.07	116	59.26	1964	1913.07
5	<b>Ferozepur</b> - Sh. Virendera Kataria	134	395.00	134	395.00	0	0.00	134	395.00
6	<b>Gurdaspur</b> - Sh. Bhupinder Singh Mann	206	203.11	206	203.11	0	0.00	206	203.11
7	<b>Mansa</b> - Sh. Balwinder Singh Bhunder	983	805.16	983	805.16	0	0.00	956	786.70
8	<b>Fatehgarh Sahib</b> - Sh.Sukhdev Singh Libra	1669	1204.01	1535	1112.64	134	91.37	1532	1109.64
9	<b>Sangrur</b> - Sh.Sukhdev Singh Dhindsa	1314	1254.02	1314	1254.02	0	0.00	1314	1254.02
10	<b>Faridkot</b> - Smt.Gurcharan Kaur	254	660.31	245	637.80	9	22.51	245	637.80
11	<b>Mukatsar</b> - Sh.Sukhbir Singh Badal	739	830.98	709	803.28	30	27.70	709	803.28
	<b>Grand Total</b>	<b>9151</b>	<b>10791.99</b>	<b>8859</b>	<b>10589.15</b>	<b>292</b>	<b>202.84</b>	<b>8802</b>	<b>10535.48</b>

SN	Nodal District	Total Fund available	Sanction				Actual Expenditure				Unsanctioned/Unspent			Performance During Jan. 2007	
			Upto previous month 31/12/06	During current month 31/1/07 Col (6-4)	Upto current month 31/1/07	% age of funds sanctioned Col (6/3)	Upto previous month 31/12/06	During current month 31/1/07 Col(10-8)	Upto current month (31/1/07)	%age utilisation - Col(10/3)	Unsanctioned Balance - Col (3-6)	Total Unspent Balance Col (3-10)	Unspent with the Executing Agencies as on 31/1/2007 - Col (13-12) =(6-10)	Unspent with the Executing Agencies as on 31/12/06 - Col (14+9-5) =(4-8)	%age of Funds spent during Jan. 07 - Col (9/15)
1	2	3	4	5	6	7	8	9	10	11	12	13	14	15	16
	<b>Amritsar</b>														
1	Sh.Navjot Singh Sidhu, LS (Amritsar)	716.71	708.97	0.00	708.97	98.92	461.03	1.50	462.53	64.54	7.74	254.18	246.44	247.94	0.60
2	Dr.Rattan Singh Ajnala,LS (Tarn Taran)	562.41	559.67	0.00	559.67	99.51	474.30	2.25	476.55	84.73	2.74	85.86	83.12	85.37	2.64
3	Sh.Rajmohinder Singh, RS	437.24	436.13	0.00	436.13	99.75	375.88	0.50	376.38	86.08	1.11	60.86	59.75	60.25	0.83
<i>Total</i>		<i>1716.36</i>	<i>1704.77</i>	<i>0.00</i>	<i>1704.77</i>	<i>99.32</i>	<i>1311.21</i>	<i>4.25</i>	<i>1315.46</i>	<i>76.64</i>	<i>11.59</i>	<i>400.90</i>	<i>389.31</i>	<i>393.56</i>	<i>1.08</i>
4	<b>Bathinda</b> -Smt. Paramjit Kaur, LS	618.62	614.61	0.00	614.61	99.35	486.53	8.72	495.25	<u>80.06</u>	4.01	123.37	119.36	128.08	6.81
5	<b>Faridkot</b> -Sh. Sukhbir Singh Baddal, LS	641.43	518.76	0.00	518.76	80.88	357.69	0.00	357.69	<u>55.76</u>	122.67	283.74	161.07	161.07	0.00
6	<b>Ferozepur</b> -Sh. Zora Singh Mann, LS	606.44	586.35	0.00	586.35	96.69	421.39	9.40	430.79	71.04	20.09	175.65	155.56	164.96	5.70
	<b>Gurdaspur</b>														
7	Sh. Vinod Khanna, LS	588.56	583.92	0.00	583.92	99.21	432.82	0.00	432.82	73.54	4.64	155.74	151.10	151.10	0.00
8	Smt. Sukhbans Kaur Bhinder,RS	545.23	536.82	0.00	536.82	98.46	318.85	0.00	318.85	58.48	8.41	226.38	217.97	217.97	0.00
9	Sh.Ashwani Kumar, RS	556.49	511.45	0.00	511.45	91.91	394.36	0.00	394.36	70.87	45.04	162.13	117.09	117.09	0.00

SN	Nodal District	Total Fund available	Sanction				Actual Expenditure				Unsanctioned/Unspent			Performance During Jan. 2007	
			Upto previous month 31/12/06	During current month 31/1/07 Col (6-4)	Upto current month 31/1/07	% age of funds sanctioned Col (6/3)	Upto previous month 31/12/06	During current month 31/1/07 Col(10-8)	Upto current month (31/1/07)	%age utilisation - Col(10/3)	Unsanctioned Balance - Col (3-6)	Total Unspent Balance Col (3-10)	Unspent with the Executing Agencies as on 31/1/2007 - Col (13-12) =(6-10)	Unspent with the Executing Agencies as on 31/12/06 - Col (14+9-5) =(4-8)	%age of Funds spent during Jan. 07 - Col (9/15)
1	2	3	4	5	6	7	8	9	10	11	12	13	14	15	16
	<i>Total</i>	1690.28	1632.19	0.00	1632.19	96.56	1146.03	0.00	1146.03	67.80	58.09	544.25	486.16	486.16	0.00
	<b>Hoshiarpur</b>														
10	Sh.Avinash Rai Khanna, LS	506.04	483.34	0.00	483.34	95.51	355.54	12.00	367.54	72.63	22.70	138.50	115.80	127.80	9.39
11	Sh. Dharampal Sabharwal, RS	545.96	365.94	0.00	365.94	67.03	292.36	15.00	307.36	56.30	180.02	238.60	58.58	73.58	20.39
12	Smt. Ambika Soni, RS	540.48	517.67	0.00	517.67	95.78	348.80	20.00	368.80	68.24	22.81	171.68	148.87	168.87	11.84
13	Sh.Varinder Singh Bajwa, RS	541.25	538.45	0.00	538.45	99.48	455.95	30.00	485.95	89.78	2.80	55.30	52.50	82.50	36.36
	<i>Total</i>	2133.73	1905.40	0.00	1905.40	89.30	1452.65	77.00	1529.65	71.69	228.33	604.08	375.75	452.75	17.01
	<b>Jalandhar</b>														
14	Sh.RanaGurjit Singh,LS (Jalandhar)	345.09	344.05	0.00	344.05	99.70	268.33	5.50	273.83	79.35	1.04	71.26	70.22	75.72	7.26
15	Sh. Charanjit Singh Attwal, LS (Phillaur)	375.16	356.58	0.00	356.58	95.05	247.65	28.60	276.25	73.64	18.58	98.91	80.33	108.93	26.26
	<i>Total</i>	720.25	700.63	0.00	700.63	97.28	515.98	34.10	550.08	76.37	19.62	170.17	150.55	184.65	18.47
16	<b>Ludhiana</b> -Sh. Sharanjit Singh Dhillon, LS	519.93	504.50	0.00	504.50	97.03	245.44	1.00	246.44	<u>47.40</u>	15.43	273.49	258.06	259.06	<u>0.39</u>

(Rs.in lacs)

## ITEM 5.1:UTILISATION OF FUNDS -NODAL DISTRICTSWISE- UPTO DATE-SITTING MPs BOTH LS AND RS

As on 31/1/2007

SN	Nodal District	Total Fund available	Sanction				Actual Expenditure				Unsanctioned/Unspent			Performance During Jan. 2007	
			Upto previous month 31/12/06	During current month 31/1/07 Col (6-4)	Upto current month 31/1/07	% age of funds sanctioned Col (6/3)	Upto previous month 31/12/06	During current month 31/1/07 Col(10-8)	Upto current month (31/1/07)	%age utilisation - Col(10/3)	Unsanctioned Balance - Col (3-6)	Total Unspent Balance Col (3-10)	Unspent with the Executing Agencies as on 31/1/2007 - Col (13-12) =(6-10)	Unspent with the Executing Agencies as on 31/12/06 - Col (14+9-5) =(4-8)	%age of Funds spent during Jan. 07 - Col (9/15)
1	2	3	4	5	6	7	8	9	10	11	12	13	14	15	16
17	<b>Patiala</b> -Smt. Preneet Kaur, LS	606.17	578.30	0.00	578.30	95.40	468.82	21.83	490.65	<u>80.94</u>	27.87	115.52	87.65	109.48	19.94
18	<b>Sangrur</b> -Sh. Sukhdev Singh Dhindsa, LS	508.32	489.68	0.00	489.68	96.33	346.65	8.20	354.85	69.81	18.64	153.47	134.83	143.03	5.73
19	<b>Fatehgarh Sahib</b> -Sh. Sukhdev Singh Libra, LS(Ropar)	530.64	523.74	0.00	523.74	98.70	371.55	3.89	375.44	70.75	6.90	155.20	148.30	152.19	2.56
20	<b>Taran Tarn</b> -Sh.Manohar Singh Gill, RS	524.02	523.95	0.00	523.95	99.99	371.03	0.00	371.03	70.80	0.07	152.99	152.92	152.92	<u>0.00</u>
<b>Grand Total</b>		<b>10816.19</b>	<b>10282.88</b>	<b>0.00</b>	<b>10282.88</b>	<b>95.07</b>	<b>7494.97</b>	<b>168.39</b>	<b>7663.36</b>	<b>70.85</b>	<b>533.31</b>	<b>3152.83</b>	<b>2619.52</b>	<b>2787.91</b>	<b>6.04</b>

SN	Nodal District	Works sanctioned		Works completed		Works under progress		UC's received	
		No.	Cost	No.	Cost	No.	Cost	No.	Cost
1	2	3	4	5	6	7	8	9	10
<b>1</b>	<b>Amritsar</b>								
1.1	Sh.Navjot Singh Sidhu, LS (Amritsar)	564	708.97	201	338.50	363	370.47	201	338.50
1.2	Dr.Rattan Singh Ajnala,LS	514	559.67	168	214.54	346	345.13	168	214.54
1.3	Sh.Rajmohinder Singh, RS	293	436.13	127	217.23	166	218.90	127	217.23
<b>Total</b>		<b>1371</b>	<b>1704.77</b>	<b>496</b>	<b>770.27</b>	<b>875</b>	<b>934.50</b>	<b>496</b>	<b>770.27</b>
2	<b>Bathinda-</b> Smt. Paramjit Kaur, LS	684	614.61	203	204.98	481	409.63	203	204.98
3	<b>Faridkot-</b> Sh. Sukhbir Singh Baddal, LS	650	518.76	309	294.80	341	223.96	296	268.53
4	<b>Ferozepur-</b> Sh. Zora Singh Mann, LS	416	586.35	285	382.91	131	203.44	182	234.57
<b>5</b>	<b>Gurdaspur</b>								
5.1	Sh. Vinod Khanna, LS	670	583.92	290	259.02	380	324.90	149	139.88
5.2	Smt. Sukhbans Kaur Bhinder,RS	480	536.82	230	260.35	250	276.47	128	163.22
5.3	Sh. Ashwani Kumar,RS	406	511.45	283	315.86	123	195.59	198	245.50
<b>Total</b>		<b>1556</b>	<b>1632.19</b>	<b>803</b>	<b>835.23</b>	<b>753</b>	<b>796.96</b>	<b>475</b>	<b>548.60</b>
<b>6</b>	<b>Hoshiarpur</b>								
6.1	Sh.Avinash Rai Khanna, LS	854	483.34	402	206.20	452	277.14	402	206.20
6.2	Sh. Dharampal Sabharwal, RS	65	365.94	29	173.86	36	192.08	29	173.86
6.3	Smt. Ambika Soni, RS	272	517.67	52	165.40	220	352.27	52	165.40
6.4	Sh.Varinder Singh Bajwa, RS	593	538.45	271	269.35	322	269.10	271	269.35

SN	Nodal District	Works sanctioned		Works completed		Works under progress		UC's received	
		No.	Cost	No.	Cost	No.	Cost	No.	Cost
1	2	3	4	5	6	7	8	9	10
<b>Total</b>		<b>1784</b>	<b>1905.4</b>	<b>754</b>	<b>814.81</b>	<b>1030</b>	<b>1090.59</b>	<b>754</b>	<b>814.81</b>
<b>7</b>	<b>Jalandhar</b>								
7.1	Sh.RanaGurjit Singh,LS (Jalandhar)	280	344.05	83	114.26	197	229.79	83	114.26
7.2	Sh. Charanjit Singh Attwal, LS (Phillaur)	555	356.58	202	141.61	353	214.97	202	141.61
<b>Total</b>		<b>835</b>	<b>700.63</b>	<b>285</b>	<b>255.87</b>	<b>550</b>	<b>444.76</b>	<b>285</b>	<b>255.87</b>
8	<b>Ludhiana</b> -Sh. Sharanjit Singh Dhillon, LS	508	504.55	190	188.71	318	315.84	190	188.71
9	<b>Patiala</b> -Smt. Preneet Kaur, LS	247	578.30	126	295.83	121	282.47	126	295.83
10	<b>Sangrur</b> -Sh. Sukhdev Singh Dhindsa, LS	731	489.68	301	205.25	430	284.43	301	205.25
11	<b>Fatehgarh Sahib</b> -Sh. Sukhdev Singh Libra, LS(Ropar)	952	523.74	336	197.73	616	326.01	336	197.73
12	<b>Tarn Taran</b> -Sh.Manohar Singh Gill, RS	217	523.95	45	161.00	172	362.95	45	161.00
<b>Grand Total</b>		<b>9951</b>	<b>10282.93</b>	<b>4133</b>	<b>4607.39</b>	<b>5818</b>	<b>5675.54</b>	<b>3689</b>	<b>4146.15</b>

SN	District	Actual Works		Works Uploaded							
		Sanctioned	Completed	Completed	Ongoing	Yet Not Started	Discontinued	Delayed	Total Works Placed on Website (5+6+7+8)	% of Works Placed on Website (10/3)	% of Completed Works on Website (5/4)
1	2	3	4	5	6	7	8	9	10	11	12
	<b>Amritsar</b>										
1	Sh.Navjot Singh Sidhu, LS (Amritsar)	564	201	201	144	1	1	0	347	61.52	100.00
2	Dr.Rattan Singh Ajnala,LS (Taran Tarn)	514	168	168	197	114	1	0	480	93.39	100.00
3	Sh.Rajmohinder Singh, RS	293	127	42	2	249	0	0	293	100.00	33.07
	<i>Total</i>	<i>1371</i>	<i>496</i>	<i>411</i>	<i>343</i>	<i>364</i>	<i>2</i>	<i>0</i>	<i>1120</i>	<i>81.69</i>	<i>82.86</i>
4	<b>Bathinda</b> - Smt. Paramjit Kaur, LS	684	203	203	230	246	5	105	684	100.00	100.00
5	<b>Faridkot</b> - Sh. Sukhbir Singh Baddal, LS	650	309	290	44	314	2	12	650	100.00	93.85
6	<b>Ferozepur</b> - Sh. Zora Singh Mann, LS	416	285	222	67	106	0	0	395	94.95	77.89
	<b>Gurdaspur</b>										
7	Sh. Vinod Khanna, LS	670	290	13	104	553	0	2	670	100.00	4.48
8	Smt. Sukhbans Kaur Bhinder,RS	480	230	5	100	375	0	61	480	100.00	2.17
9	Sh.Ashwani Kumar, RS	406	283	23	6	377	0	9	406	100.00	8.13
	<i>Total</i>	<i>1556</i>	<i>803</i>	<i>41</i>	<i>210</i>	<i>1305</i>	<i>0</i>	<i>72</i>	<i>1556</i>	<i>100.00</i>	<i>5.11</i>
	<b>Hoshiarpur</b>										
10	Sh.Avinash Rai Khanna, LS	854	402	360	0	472	0	0	832	97.42	89.55
11	Sh. Dharampal Sabharwal, RS	65	29	22	0	38	0	0	60	92.31	75.86
12	Smt. Ambika Soni, RS	272	52	42	0	225	0	0	267	98.16	80.77
13	Sh.Varinder Singh Bajwa, RS	593	271	196	34	304	1	46	535	90.22	72.32

SN	District	Actual Works		Works Uploaded							
		Sanctioned	Completed	Completed	Ongoing	Yet Not Started	Discontinued	Delayed	Total Works Placed on Website (5+6+7+8)	% of Works Placed on Website (10/3)	% of Completed Works on Website (5/4)
1	2	3	4	5	6	7	8	9	10	11	12
	<i>Total</i>	1784	754	620	34	1039	1	46	1694	94.96	82.23
	<b>Jalandhar</b>										
14	Sh.RanaGurjit Singh,LS (Jalandhar)	280	83	74	190	15	0	2	279	99.64	89.16
15	Sh. Charanjit Singh Attwal, LS (Phillaur)	555	202	160	209	181	5	1	555	100.00	79.21
	<i>Total</i>	835	285	234	399	196	5	3	834	99.88	82.11
16	<b>Ludhiana</b> - Sh. Sharanjit Singh Dhillon, LS	508	190	1	0	465	0	0	466	91.73	0.53
17	<b>Patiala</b> - Smt. Preneet Kaur, LS	247	126	3	244		0	0	247	100.00	2.38
18	<b>Sangrur</b> - Sh. Sukhdev Singh Dhindsa, LS	731	301	301	0	419	0	127	720	98.50	100.00
19	<b>Fatehgarh Sahib</b> - Sh. Sukhdev Singh Libra, LS(Ropar)	952	336	311	622	0	19	2	952	100.00	92.56
20	<b>Taran Tarn</b> - Sh. Manohar Singh Gill, RS	217	45	45	4	119	0	0	168	77.42	100.00
	<b>Total</b>	<b>9951</b>	<b>4133</b>	<b>2682</b>	<b>2197</b>	<b>4573</b>	<b>34</b>	<b>367</b>	<b>9486</b>	<b>95.33</b>	<b>64.89</b>

SN	Constituency	Actual Works		Works Uploaded							
		Sanctioned	Completed	Completed	Ongoing	Yet Not Started	Discontinued	Delayed	Total Works Placed on Website (5+6+7+8)	% of Works Placed on Website (10/3)	% of Completed Works on Website (5/4)
1	2	3	4	5	6	7	8	9	10	11	12
1	Amritsar	324	324	0	0	0	0	0	0	0.00	0
2	Bathinda	402	402	402	0	0	0	0	402	100.00	100.00
3	Faridkot	981	981	981	0	0	0	0	981	100.00	100.00
4	Ferozepur	477	477	433	0	0	0	2	433	90.78	90.78
5	Gurdaspur	331	331	5	0	0	0	0	5	1.51	1.51
6	Hoshiarpur	336	336	303	0	0	0	33	303	90.18	90.18
7	Jalandhar	469	466	386	0	0	0	139	386	82.30	82.83
8	Ludhiana	158	152	0	0	151	0	0	151	95.57	0.00
9	Patiala	155	155	142	0	1	0	1	143	92.26	91.61
10	Phillaur	702	702	425	0	0	0	187	425	60.54	60.54
11	Ropar	201	200	87	0	103	0	0	190	94.53	43.50
12	Sangrur	92	92	92	0	0	0	0	92	100.00	100.00
13	Taran Tarn	147	147	0	0	0	0	0	0	0.00	0.00
	<b>Total</b>	<b>4775</b>	<b>4765</b>	<b>3256</b>	<b>0</b>	<b>255</b>	<b>0</b>	<b>362</b>	<b>3511</b>	<b>73.53</b>	<b>68.33</b>

SN	Constituency	Actual Works		Works Uploaded							
		Sanctioned	Completed	Completed	Ongoing	Yet Not Started	Discontinued	Delayed	Total Works Placed on Website (5+6+7+8)	% of Works Placed on Website (10/3)	% of Completed Works on Website (5/4)
1	2	3	4	5	6	7	8	9	10	11	12
1	Amritsar	138	138	0	0	108	0	0	108	78.26	<u>0.00</u>
2	Bathinda	136	136	136	0	0	0	0	136	100.00	100.00
3	Faridkot	398	398	395	0	0	0	0	395	<u>99.25</u>	99.25
4	Ferozepur	218	218	206	0	0	0	2	206	94.50	94.50
5	Gurdaspur	184	184	9	0	175	0	9	184	100.00	<u>4.89</u>
6	Hoshiarpur	375	375	328	0	0	0	0	328	87.47	87.47
7	Jalandhar	178	177	126	0	0	0	57	126	70.79	71.19
8	Ludhiana	190	190	0	0	0	0	0	0	<u>0.00</u>	0.00
9	Patiala	319	319	0	0	0	0	0	0	<u>0.00</u>	0.00
10	Phillaur	672	672	468	0	0	1	91	469	<u>69.79</u>	<u>69.64</u>
11	Ropar	403	403	151	0	0	0	0	151	<u>37.47</u>	<u>37.47</u>
12	Sangrur	285	285	285	0	0	0	0	285	100.00	100.00
13	Taran Tarn	521	521	0	0	0	0	0	0	<u>0.00</u>	0.00
	<b>Total</b>	<b>4017</b>	<b>4016</b>	<b>2104</b>	<b>0</b>	<b>283</b>	<b>1</b>	<b>159</b>	<b>2388</b>	<b>59.45</b>	<b>52.39</b>

SN	Constituency	Actual Works		Works Uploaded							
		Sanctioned	Completed	Completed	Ongoing	Yet Not Started	Discontinued	Delayed	Total Works Placed on Website (5+6+7+8)	% of Works Placed on Website (10/3)	% of Completed Works on Website (5/4)
1	2	3	4	5	6	7	8	9	10	11	12
1	Amritsar	49	49	0	0	49	0	0	49	100.00	<u>0.00</u>
2	Bathinda	238	238	238	0	0	0	0	238	100.00	100.00
3	Faridkot	285	285	285	0	0	0	0	285	<u>100.00</u>	<u>100.00</u>
4	Ferozepur	90	90	84	0	0	0	0	84	93.33	93.33
5	Gurdaspur	216	216	0	0	198	0	0	198	91.67	<u>0.00</u>
6	Hoshiarpur	286	286	286	0	0	0	213	286	100.00	100.00
7	Jalandhar	118	118	71	0	0	0	24	71	60.17	60.17
8	Ludhiana	71	71	0	0	0	0	0	0	<u>0.00</u>	0.00
9	Patiala	147	147	147	0	0	0	1	147	100.00	<u>100.00</u>
10	Phillaur	269	269	237	0	0	0	85	237	<u>88.10</u>	<u>88.10</u>
11	Ropar	270	270	138	0	121	0	0	259	95.93	51.11
12	Sangrur	228	228	228	0	0	0	0	228	100.00	100.00
13	Taran Tarn	192	192	0	0	192	0	0	192	100.00	<u>0.00</u>
	<b>Total</b>	<b>2459</b>	<b>2459</b>	<b>1714</b>	<b>0</b>	<b>560</b>	<b>0</b>	<b>323</b>	<b>2274</b>	<b>92.48</b>	<b>69.70</b>

SN		Actual Works		Works Uploaded							
		Sanctioned	Completed	Completed	Ongoing	Yet Not Started	Discontinued	Delayed	Total Works Placed on Website (5+6+7+8)	% of Works Placed on Website (10/3)	% of Completed Works on Website (5/4)
1	2	3	4	5	6	7	8	9	10	11	12
1	Amritsar	1046	1038	421	0	531	0	0	952	91.01	<u>40.56</u>
2	Bathinda	1334	1332	1332	2	0	0	1	1334	100.00	100.00
3	Faridkot	1783	1629	1408	6	124	7	17	1545	86.65	86.43
4	Firozpur	1047	1041	996	5	7	3	5	1011	<u>96.56</u>	<u>95.68</u>
5	Gurdaspur	1151	1141	63	0	518	0	17	581	<u>50.48</u>	<u>5.52</u>
6	Hoshiarpur	2915	2903		32	0	0	349	32	1.10	0.00
7	Jalandhar	1781	1766	1089	2	1	0	340	1092	<u>61.31</u>	61.66
8	Ludhiana	1269	1211	0	0	831	0	0	831	<u>65.48</u>	0.00
9	Patiala	1267	1267	495	369	11	0	318	875	69.06	<u>39.07</u>
10	Phillaur	2335	2265	2140	2	5	0	521	2147	<u>91.95</u>	<u>94.48</u>
11	Ropar	2600	2200	1727	6	864	3	38	2600	100.00	78.50
12	Sangrur	2028	1993	1782	0	110	3	13	1895	93.44	89.41
13	Taran Tarn	1164	1153	152	0	1012	0	0	1164	100.00	13.18
	<b>Total</b>	<b>21720</b>	<b>20939</b>	<b>11605</b>	<b>424</b>	<b>4014</b>	<b>16</b>	<b>1619</b>	<b>16059</b>	<b>73.94</b>	<b>55.42</b>

SN	Constituency	Actual Works		Works Uploaded							
		Sanctioned	Completed	Completed	Ongoing	Yet Not Started	Discontinued	Delayed	Total Works Placed on Website (5+6+7+8)	% of Works Placed on Website (10/3)	% of Completed Works on Website (5/4)
1	2	3	4	5	6	7	8	9	10	11	12
<b>1</b>	<b>Amritsar</b>										
	Sh.Raj Mohinder Singh	308	308	40	1	267	0	0	308	100.00	12.99
<b>2</b>	<b>Jalandhar</b>								0		
2.1	Sh. Balbir Singh	296	293	293	0	0	0	118	293	98.99	100.00
2.2	Sh. Iqbal Singh	173	173	173	0	0	0	87	173	100.00	100.00
2.3	Sh. Barjinder Singh Hamdard	227	227	161	0	0	0	62	161	70.93	70.93
	<i>Total</i>	<i>696</i>	<i>693</i>	<i>627</i>	<i>0</i>	<i>0</i>	<i>0</i>	<i>267</i>	<i>627</i>	<i>90.09</i>	<i>90.48</i>
<b>3</b>	<b>Ludhiana</b>								0		
3.1	Sh. Jagir Singh Dard	292	292	0	0	292	0	0	292	100.00	0.00
3.2	Sh. Mohinder Singh Kalyan	154	154	0	0	149	0	0	149	96.75	0.00
3.3	Sh.Lajpat Rai	321	321	15	0	183	0	1	198	61.68	4.67
	<i>Total</i>	<i>767</i>	<i>767</i>	<i>15</i>	<i>0</i>	<i>624</i>	<i>0</i>	<i>1</i>	<i>639</i>	<i>83.31</i>	<i>1.96</i>
<b>4</b>	<b>Patiala</b>								0		
4.1	Sh. Vinod Sharma	259	259	257	1	1	0	2	259	100.00	99.23
4.2	Sh. Surinder Kumar Singla	404	404	391	5	5	0	7	401	99.26	96.78
4.3	Sh.Gurcharan Singh Tohra	1418	1291	676	397	338	0	405	1411	99.51	52.36

SN	Constituency	Actual Works		Works Uploaded							
		Sanctioned	Completed	Completed	Ongoing	Yet Not Started	Discontinued	Delayed	Total Works Placed on Website (5+6+7+8)	% of Works Placed on Website (10/3)	% of Completed Works on Website (5/4)
1	2	3	4	5	6	7	8	9	10	11	12
<i>Total</i>		2081	1954	1324	403	344	0	414	2071	99.52	67.76
<b>5</b>	<b>Ferozepur</b>								0		
	Sh. Virendera Kataria	134	134	134	0	0	0	1	134	100.00	100.00
<b>6</b>	<b>Gurdaspur</b>								0		
	Sh. Bhupinder Singh Mann	206	206	0	0	200	0	0	200	97.09	0.00
<b>7</b>	<b>Mansa</b>								0		
	Sh. Balwinder Singh Bhunder	983	983	981	0	0	0	6	981	99.80	99.80
<b>8</b>	<b>Fatehgarh Sahib</b>								0		
	Sh.Sukhdev Singh Libra	1669	1535	692	1	739	5	5	1437	86.10	45.08
<b>9</b>	<b>Sangrur</b>								0		
	Sh.Sukhdev Singh Dhindsa	1314	1314	1099	0	93	0	1	1192	90.72	83.64
<b>10</b>	<b>Faridkot</b>								0		
	Smt.Gurcharan Kaur	254	245	245	2	5	2	1	254	100.00	100.00
<b>11</b>	<b>Mukatsar</b>								0		
	Sh.Sukhbir Singh Badal	739	709	709	0	29	1	0	739	100.00	100.00
<b>Grand Total</b>		<b>9151</b>	<b>8848</b>	<b>5866</b>	<b>407</b>	<b>2301</b>	<b>8</b>	<b>696</b>	8582	<b>93.78</b>	<b>66.30</b>