

SN	Constituency	Installments not released by Govt. of India		Reasons of non-release			
		2006-07 (IInd)	2007-08 (Ist)	Unsanctioned balance >50 lakh	Unspent Balance >100 lakh	UC pending	Audit certificate pending
1	Amritsar	1	1	No	Yes	2005-06	2004-05
2	Faridkot	1	1	Yes	Yes	2005-06	2004-05
3	Hoshiarpur		1	No	No		
4	Jalandhar	1	1	Yes	Yes	2005-06	2004-05
5	Ludhiana		1	No	No		
6	Phillaur	1	1	Yes	Yes	2005-06	2004-05
7	Ropar		1	No	Yes	2005-06	2004-05
8	Tarn Taran		1	Yes	Yes		
	Total	4	8				

SN.	Name - Rajya Sabha MP	Installments not released by Govt. of India						Reasons of non-release			
		2004-05 (IInd)	2005-06 (Ist)	2005-06 (IInd)	2006-07 (Ist)	2006-07 (IInd)	2007-08 (Ist)	Unsanctioned balance >50 lakh	Unspent Balance >100 lakh	UC pending	Audit certificate pending
1	Sh. Rajmohinder Singh (Amritsar)						1	No	Yes		
2	Sh. Ashwani Kumar (Gurdaspur)	1	1	1	1	1	1	No	Yes	2003-04 2004-05 2005-06	2002-03 2003-04 2004-05
3	Sh. Dharam Pal Sabarwal (Hoshiarpur)					1	1	Yes	Yes		
4	Sh. Manohar Singh Gill (Taran Tarn)						1	No	No		
5	Sh. Naresh Gujral, (Jalandhar)					1*				2005-06	2004-05
	Total	1	1	1	1	3	4				

*This instalment is pending in respect of late Smt. Sukhbans Kaur Bhinder MP(RS)in whose place Sh. Naresh Gujral has been elected.

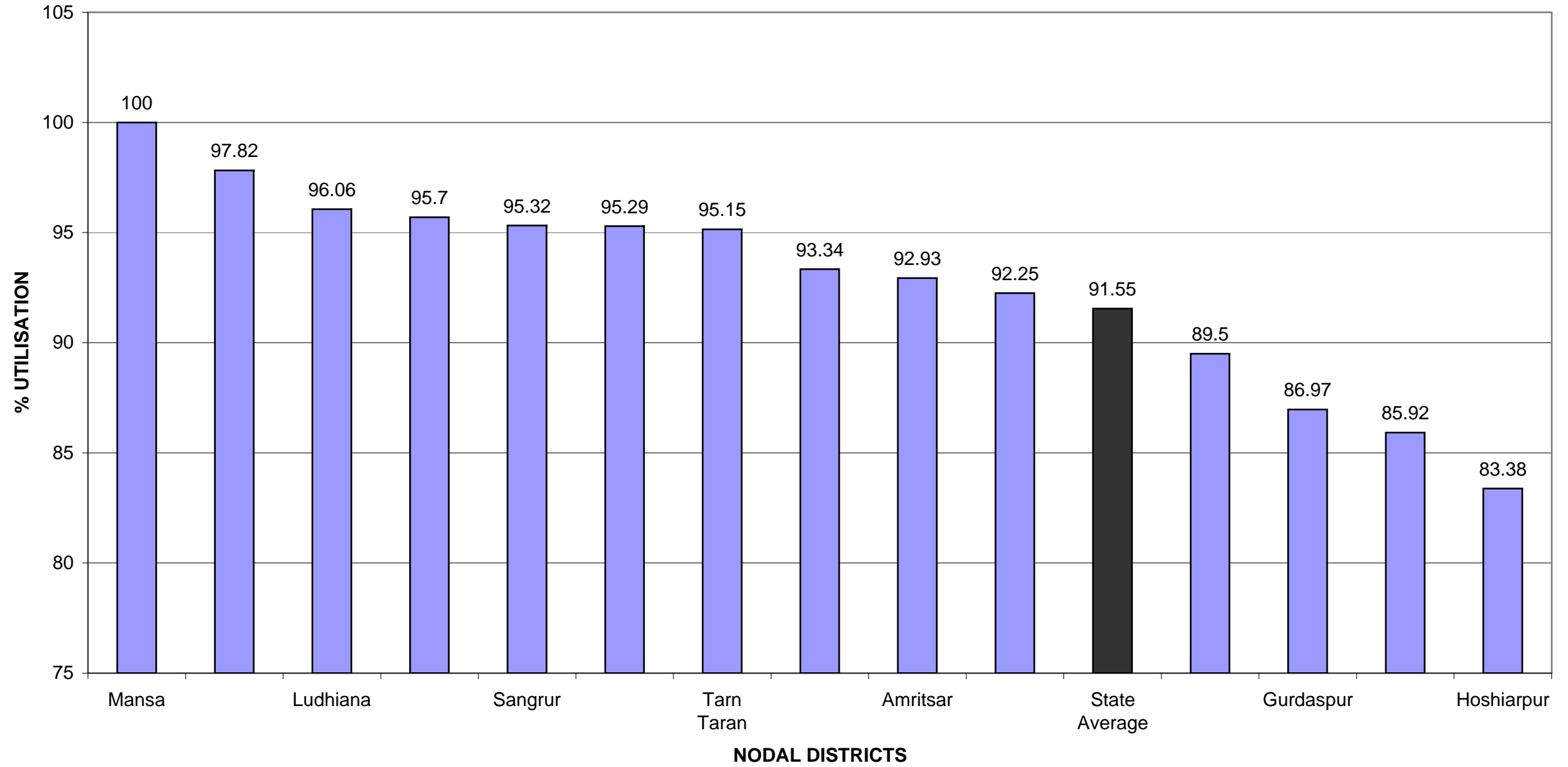
(Rs Lacs)

ITEM 2.1 : UTILISATION OF FUNDS - SITTING/EX MPs BOTH LS AND RS SINCE INCEPTION OF SCHEME TO 30/6/2007

As on 30/6/2007

SN	Nodal District	Funds available					Actual Expenditure					Unutilised funds (Col 7 - Col 12)	% age utilisation of funds Col.(12/7)	Rank
		Sitting Lok Sabha	Sitting Rajya Sabha	Previous Lok Sabha	Retired Rajya Sabha	Total	Sitting Lok Sabha	Sitting Rajya Sabha	Previous Lok Sabha	Retired Rajya Sabha	Total			
1	2	3	4	5	6	7	8	9	10	11	12	13	14	15
1	Amritsar	1383.32	539.98	3026.03	500.46	5449.79	1138.90	407.63	3017.48	500.46	5064.47	<u>385.32</u>	92.93	9
2	Bathinda	719.97	0.00	1619.39	0.00	2339.36	564.86	0.00	1618.61	0.00	2183.47	155.89	93.34	8
3	Faridkot	772.98	0.00	1411.06	660.31	2844.35	458.82	0.00	1348.31	636.80	2443.93	<u>400.42</u>	85.92	13
4	Ferozepur	609.55	0.00	1624.20	395.00	2628.75	490.04	0.00	1619.94	395.00	2504.98	123.77	95.29	6
5	Gurdaspur	789.90	1115.95	1549.09	203.11	3658.05	557.77	871.40	1549.09	203.11	3181.37	<u>476.68</u>	86.97	12
6	Hoshiarpur	533.90	1961.88	1610.12	0.00	4105.90	448.74	1366.57	1608.21	0.00	3423.52	<u>682.38</u>	83.38	14
7	Jalandhar	1125.78	0.00	3168.85	1016.95	5311.58	632.05	0.00	3104.81	1016.95	4753.81	<u>557.77</u>	89.50	11
8	Ludhiana	529.64	0.00	1654.29	1951.75	4135.68	433.58	0.00	1610.34	1928.91	3972.83	<u>162.85</u>	96.06	3
9	Patiala	706.17	0.00	1625.10	1974.33	4305.60	576.26	0.00	1625.10	1919.25	4120.61	184.99	95.70	4
10	Sangrur	708.94	0.00	1631.62	1254.02	3594.58	432.70	0.00	1631.62	1254.02	3318.34	276.24	92.32	5
11	Fatehgarh Sahib	640.03	0.00	1640.92	1204.01	3484.96	472.19	0.00	1545.33	1197.48	3215.00	<u>269.96</u>	92.25	10
12	Mansa	0.00	0.00	0.00	806.16	806.16	0.00	0.00	0.00	806.16	806.16	0.00	100.00	1
13	Mukatsar	0.00	0.00	0.00	830.98	830.98	0.00	0.00	0.00	812.83	812.83	18.15	97.82	2
14	Tarn Taran	0.00	533.81	0.00	0.00	533.81	0.00	507.93	0.00	0.00	507.93	25.88	95.15	7
	Total	8520.18	4151.62	20560.67	10797.08	44029.55	6205.91	3153.53	20278.84	10670.97	40309.25	3720.30	91.55	

ITEM 2.1 %AGE UTILISATION OF FUNDS UPTO 30-6-2007 SITTING/EX MPs BOTH LS AND RS SINCE INCEPTION (1993-1994)



SN.	Nodal District	Works Sanctioned					Works Completed					Pending Works (col.7-12)	%age of works completed Col.(12/7)	Rank
		Sitting Lok Sabha	Sitting Rajya Sabha	Previous Lok Sabha	Retd. Rajya Sabha	Total	Sitting Lok Sabha	Sitting Rajya Sabha	Previous Lok Sabha	Retd. Rajya Sabha	Total			
1	2	3	4	5	6	7	8	9	10	11	12	13	14	15
1	Amritsar	1136	318	3581	308	5343	422	129	3571	308	4430	<u>913</u>	82.91	13
2	Bathinda	712	0	2110	0	2822	332	0	2107	0	2439	383	86.43	11
3	Faridkot	742	0	3447	254	4443	434	0	3369	245	4048	<u>395</u>	91.11	7
4	Ferozepur	417	0	1832	134	2383	338	0	1831	134	2303	80	96.64	2
5	Gurdaspur	682	895	1882	206	3665	480	699	1882	206	3267	<u>398</u>	89.14	9
6	Hoshiarpur	924	982	3840	0	5746	517	481	3830	0	4828	<u>918</u>	84.02	12
7	Jalandhar	987	0	6582	696	8265	410	0	6476	693	7579	<u>686</u>	91.70	6
8	Ludhiana	523	0	1682	766	2971	313	0	1635	759	2707	264	91.11	8
9	Patiala	248	0	1888	2081	4217	129	0	1888	2000	4017	200	95.26	4
10	Sangrur	767	0	2471	1314	4552	417	0	2471	1314	4202	350	92.31	5
11	Fatehgarh Sahib	1113	0	3435	1669	6217	470	0	3321	1585	5376	<u>841</u>	86.47	10
12	Mansa	0	0	0	983	983	0	0	0	983	983	0	100.00	1
13	Mukatsar	0	0	0	739	739	0	0	0	710	710	29	96.08	3
14	TarnTaran	0	219	0	0	219	0	111	0	0	111	108	<u>50.68</u>	14
Total		8251	2414	32750	9150	52565	4262	1420	32381	8937	47000	5565	89.41	

SN	Nodal District	Total Funds available	Funds sanctioned	Actual Expenditure	Unutilised/ Unspent Balance (col.3 -col.5)	%age utilisation over funds available (col.5 over col.3)
<i>1</i>	<i>2</i>	<i>3</i>	<i>4</i>	<i>5</i>	<i>6</i>	<i>7</i>
<i>1</i>	<i>Amritsar</i>	<i>3026.03</i>	<i>3026.03</i>	<i>3017.48</i>	<i>8.55</i>	<i>99.72</i>
1.1	Amritsar Constituency	1412.01	1412.01	1411.51	0.50	99.96
1.2	Taran Tarn Constituency	1614.02	1614.02	1605.97	8.05	99.50
2	Bathinda	1619.39	1619.39	1618.61	0.78	99.95
3	Faridkot	1411.06	1411.06	1348.31	<u>62.75</u>	95.55
4	Ferozepur	1624.20	1624.20	1619.94	4.26	99.74
5	Gurdaspur	1549.09	1549.09	1549.09	0	100.00
6	Hoshiarpur	1610.12	1610.12	1608.21	1.91	99.88
<i>7</i>	<i>Jalandhar</i>	<i>3168.85</i>	<i>3168.85</i>	<i>3104.81</i>	<i>64.04</i>	<i>97.98</i>
7.1	Jalandhar Constituency	1593.11	1593.11	1581.81	<u>11.30</u>	99.29
7.2	Phillaur Constituency	1575.74	1575.74	1523.00	<u>52.74</u>	96.65
8	Ludhiana	1654.29	1654.29	1610.34	<u>43.95</u>	97.34
9	Patiala	1625.10	1625.10	1625.10	0	100.00
10	Ropar	1640.92	1630.70	1545.33	<u>95.59</u>	94.17
11	Sangrur	1631.62	1631.62	1631.62	0	100.00
	Grand Total	20560.67	20550.45	20278.84	281.83	98.63

SN	Nodal District	Works sanctioned		Works completed		Works under progress		UC's received	
		No.	Cost	No.	Cost	No.	Cost	No.	Cost
1	2	3	4	5	6	7	8	9	10
1	Amritsar	3581	3026.03	3571	3017.48	10	8.55	3571	3017.48
1.1	Amritsar Constituency	1557	1412.01	1556	1411.51	1	0.50	1556	1411.51
1.2	Taran Tarn	2024	1614.02	2015	1605.97	9	8.05	2015	1605.97
2	Bathinda	2110	1619.39	2107	1618.61	3	0.78	2107	1618.61
3	Faridkot	3447	1411.06	3369	1341.32	<u>78</u>	69.74	3369	1341.32
4	Ferozepur	1832	1624.20	1831	1619.44	1	4.76	1786	1568.38
5	Gurdaspur	1882	1549.09	1882	1549.09	0	0	1760	1451.36
6	Hoshiarpur	3840	1610.12	3830	1599.45	10	10.67	3830	1599.45
7	Jalandhar	6582	3168.85	6476	3104.81	<u>106</u>	64.04	6476	3104.81
7.1	Jalandhar Constituency	2537	1593.11	2519	1581.81	18	11.30	2519	1581.81
7.2	Phillaur Constituency	4045	1575.74	3957	1523.00	<u>88</u>	52.74	3957	1523.00
8	Ludhiana	1682	1654.29	1635	1610.34	<u>47</u>	43.95	1635	1610.34
9	Patiala	1888	1625.10	1888	1625.10	0	0.00	1888	1625.10
10	Ropar	3435	1630.70	3321	1526.58	<u>114</u>	104.12	3321	1526.58
11	Sangrur	2471	1631.62	2471	1631.62	0	0	2471	1631.62
	Grand Total	32750	20550.45	32381	20243.84	369	306.61	32214	20095.05

SN	Nodal District	Total Funds Recd by the MP	Funds distributed to successor MPs	Funds to be distributed	Total Funds Sanctioned by the MP Col. {3-(4+5)}	Actual Exp.	Unspent Balance Col.(6-7)	%age utilisation over funds available Col. (7/6)
1	2	3	4	5	6	7	8	9
1	Amritsar - Sh.Raj Mohinder Singh	500.46	0.00	0.00	500.46	500.46	0.00	100.00
2	Jalandhar							
2.1	Sh. Balbir Singh	438.80	55.04	0.00	383.76	383.76	0.00	100.00
2.2	Iqbal Singh	340.94	59.72	0.07	281.15	281.15	0.00	100.00
2.3	Sh. Barjinder Singh Hamdard	354.38	2.34	0.00	352.04	352.04	0.00	100.00
Total		1134.12	117.10	0.07	1016.95	1016.95	2.00	100.00
3	Ludhiana							
3.1	Sh. Jagir Singh Dard	426.18	23.18	0.00	403.00	403.00	0.00	100.00
3.2	Sh. Mohinder Singh Kalyan	489.97	36.97	0.00	453.00	453.00	0.00	100.00
3.3	Sh.Lajpat Rai	1218.34	122.59	0.00	1095.75	1072.91	22.84	97.92
Total		2134.49	182.74	0.00	1951.75	1928.91	22.84	98.83
4	Patiala							
4.1	Sh. Vinod Sharma	414.26	16.34	0.00	397.92	397.92	0.00	100.00
4.2	Sh. Surinder Kumar Singla	389.46	38.59	0.00	350.87	350.87	0.00	100.00
4.3	Sh. Gurchran Singh Tohra	1250.60	23.13	1.93	1225.54	1170.46	55.08	95.51
Total		2054.32	78.06	1.93	1974.33	1919.25	55.08	97.21
5	Ferozepur - Sh. Virendera Kataria	395.00	0.00	0.00	395.00	395.00	0.00	100.00

SN	Nodal District	Total Funds Recd by the MP	Funds distributed to successor MPs	Funds to be distributed	Total Funds Sanctioned by the MP Col. {3-(4+5)}	Actual Exp.	Unspent Balance Col.(6-7)	%age utilisation over funds available Col. (7/6)
<i>1</i>	<i>2</i>	<i>3</i>	<i>4</i>	<i>5</i>	<i>6</i>	<i>7</i>	<i>8</i>	<i>9</i>
6	Gurdaspur - Sh. Bhupinder Singh Mann	212.81	9.70	0.00	203.11	203.11	0.00	100.00
7	Mansa - Sh. Balwinder Singh Bhunder	847.15	40.99	0.00	806.16	806.16	0.00	100.00
8	Fatehgarh Sahib - Sh.Sukhdev Singh Libra	1257.05	48.28	4.76	1204.01	1197.48	6.53	99.46
9	Sangrur - Sh.Sukhdev Singh Dhindsa	1264.31	10.29	0.00	1254.02	1254.02	0.00	100.00
10	Faridkot - Smt.Gurcharan Kaur	679.76	18.46	0.99	660.31	636.80	23.51	96.44
11	Mukatsar - Sh.Sukhbir Singh Badal	850.00	0.00	19.02	830.98	812.83	18.15	97.82
Grand Total		11329.47	505.62	26.77	10797.08	10670.97	126.11	98.83

SN	Nodal District	Works sanctioned		Works completed		Works under progress		UC's received	
		No.	Cost	No.	Cost	No.	Cost	No.	Cost
<i>1</i>	<i>2</i>	<i>3</i>	<i>4</i>	<i>5</i>	<i>6</i>	<i>7</i>	<i>8</i>	<i>9</i>	<i>10</i>
1	Amritsar- Sh.Raj Mohinder Singh	308	500.46	308	500.46	0	0.00	308	500.46
2	Jalandhar								
2.1	Sh. Balbir Singh	296	383.76	293	381.76	3	2.00	293	381.76
2.2	Iqbal Singh	173	281.15	173	281.15	0	0.00	172	276.15
2.3	Sh. Barjinder Singh Hamdard	227	352.04	227	352.04	0	0.00	227	352.04
	Total	696	1016.95	693	1014.95	3	2.00	692	1009.95
3	Ludhiana								
3.1	Sh. Jagir Singh Dard	292	403.00	292	403.00	0	0.00	286	399.51
3.2	Sh. Mohinder Singh Kalyan	154	453.00	154	453.00	0	0.00	148	444.47
3.3	Sh.Lajpat Rai	320	1095.75	313	1072.91	7	22.84	313	1072.91
	Total	766	1951.75	759	1928.91	7	22.84	747	1916.89
4	Patiala								
4.1	Sh. Vinod Sharma	259	397.92	259	397.92	0	0.00	258	395.92
4.2	Sh. Surinder Kumar Singla	404	350.87	404	350.87	0	0.00	404	350.87
4.3	Sh. Gurchran Singh Tohra	1418	1225.54	1337	1170.03	81	55.51	1337	1170.03
	Total	2081	1974.33	2000	1918.82	81	55.51	1999	1916.82

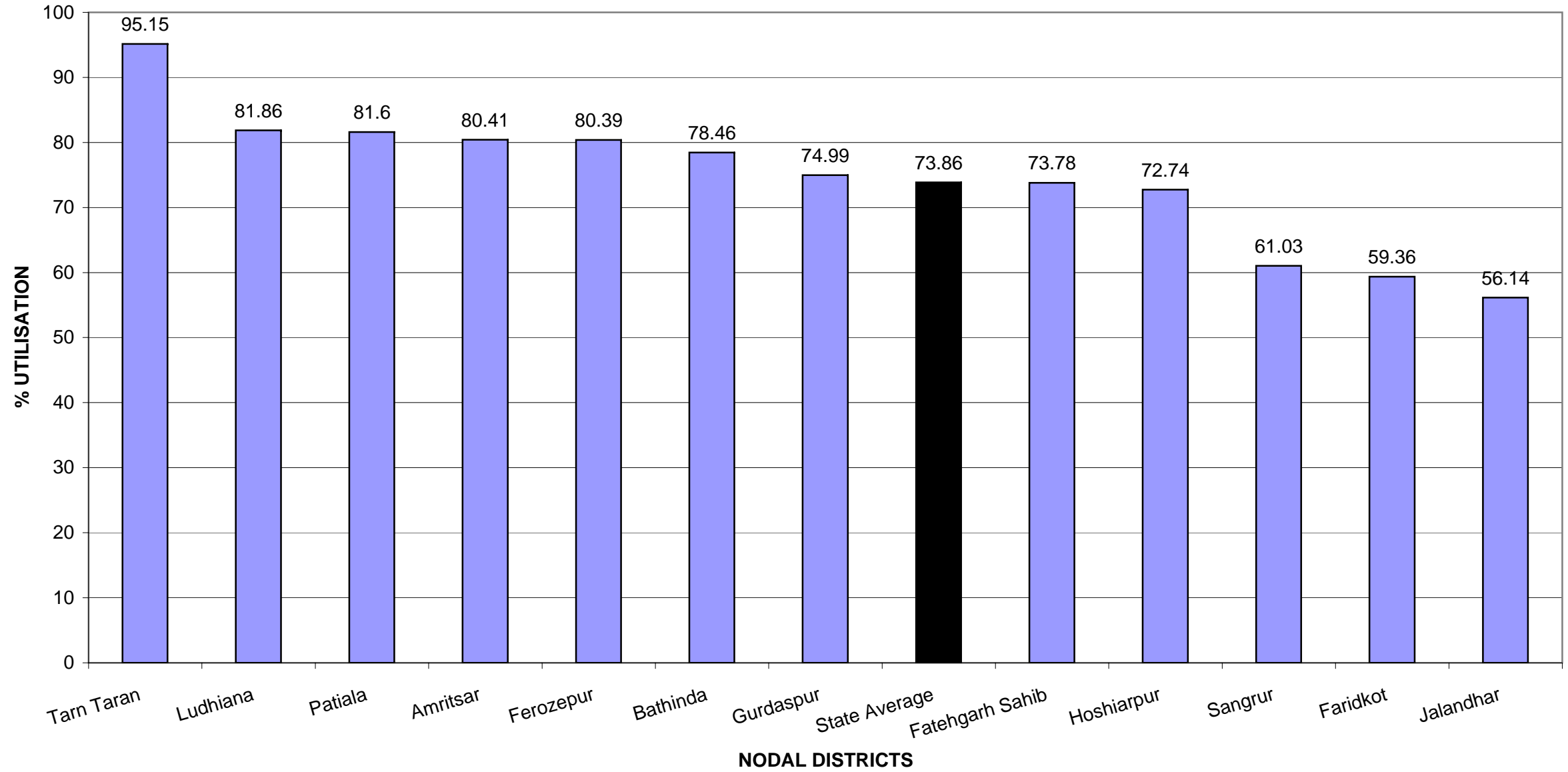
SN	Nodal District	Works sanctioned		Works completed		Works under progress		UC's received	
		No.	Cost	No.	Cost	No.	Cost	No.	Cost
<i>1</i>	<i>2</i>	<i>3</i>	<i>4</i>	<i>5</i>	<i>6</i>	<i>7</i>	<i>8</i>	<i>9</i>	<i>10</i>
5	Ferozepur - Sh. Virendera Kataria	134	395.00	134	395.00	0	0.00	134	395.00
6	Gurdaspur - Sh. Bhupinder Singh Mann	206	203.11	206	203.11	0	0.00	206	203.11
7	Mansa - Sh. Balwinder Singh Bhunder	983	806.16	983	806.16	0	0.00	960	790.46
8	Fatehgarh Sahib - Sh.Sukhdev Singh Libra	1669	1204.01	1585	1138.22	84	65.79	1585	1138.22
9	Sangrur - Sh.Sukhdev Singh Dhindsa	1314	1254.02	1314	1254.02	0	0.00	1314	1254.02
10	Faridkot - Smt.Gurcharan Kaur	254	660.31	245	636.80	9	23.51	245	636.80
11	Mukatsar - Sh.Sukhbir Singh Badal	739	830.98	710	812.83	29	18.15	710	812.83
	Grand Total	9150	10797.08	8937	10609.28	213	187.80	8900	10574.56

SN	Nodal District	Total Fund available	Sanction				Actual Expenditure				Unsanctioned/Unspent			Performance During June,2007	
			Upto previous month 31/5/07	During current month 30/6/07 Col (6-4)	Upto current month 30/6/07	% age of funds sanctioned Col (6/3)	Upto previous month 31/5/07	During current month 30/6/07 Col(10-8)	Upto current month (30/6/07)	%age utilisation - Col(10/3)	Unsanctioned Balance - Col (3-6)	Total Unspent Balance Col (3-10)	Unspent with the Executing Agencies as on 30/6/2007 - Col (13-12) =(6-10)	Unspent with the Executing Agencies as on 31/5/07 - Col (14+9-5) =(4-8)	%age of Funds spent during June. 07 - Col (9/15)
1	2	3	4	5	6	7	8	9	10	11	12	13	14	15	16
	Amritsar														
1	Sh.Navjot Singh Sidhu, LS (Amritsar)	718.45	716.97	0.00	716.97	99.79	548.65	49.80	598.45	83.30	1.48	120.00	118.52	168.32	29.59
2	Dr.Rattan Singh Ajnala,LS (Tarn Taran)	664.87	606.53	0.00	606.53	91.23	538.45	2.00	540.45	81.29	58.34	124.42	66.08	68.08	2.94
3	Sh.Rajmohinder Singh, RS	539.98	489.53	2.00	491.53	91.03	398.47	9.16	407.63	75.49	48.45	132.35	83.90	91.06	10.06
	<i>Total</i>	<i>1923.30</i>	<i>1813.03</i>	<i>2.00</i>	<i>1815.03</i>	<i>94.37</i>	<i>1485.57</i>	<i>60.96</i>	<i>1546.53</i>	<i>80.41</i>	<i>108.27</i>	<i>376.77</i>	<i>268.50</i>	<i>327.46</i>	<i>18.62</i>
4	Bathinda -Smt. Paramjit Kaur, LS	719.97	653.60	9.81	663.41	92.14	559.68	5.18	564.86	<u>78.46</u>	56.56	155.11	98.55	93.92	5.52
5	Faridkot -Sh. Sukhbir Singh Baddal, LS	772.98	592.21	9.11	601.32	77.79	412.64	46.18	458.82	<u>59.36</u>	171.66	314.16	142.50	179.57	25.72
6	Ferozepur -Sh. Zora Singh Mann, LS	609.55	586.35	0.06	586.41	96.20	460.96	29.08	490.04	80.39	23.14	119.51	96.37	125.39	23.19
	Gurdaspur														
7	Sh. Vinod Khanna, LS	789.90	602.36	0.00	602.36	76.26	557.77	0.00	557.77	70.61	187.54	232.13	44.59	44.59	0.00
8	Smt. Sukhbans Kaur Bhinder,RS	557.66	542.94	0.00	542.94	97.36	414.72	6.42	421.14	75.52	14.72	136.52	121.80	128.22	5.01
9	Sh.Ashwani Kumar, RS	558.29	514.55	4.71	519.26	93.01	446.03	4.23	450.26	80.65	39.03	108.03	69.00	68.52	6.17
	<i>Total</i>	<i>1905.85</i>	<i>1659.85</i>	<i>4.71</i>	<i>1664.56</i>	<i>87.34</i>	<i>1418.52</i>	<i>10.65</i>	<i>1429.17</i>	<i>74.99</i>	<i>241.29</i>	<i>476.68</i>	<i>235.39</i>	<i>241.33</i>	<i>4.41</i>

SN	Nodal District	Total Fund available	Sanction				Actual Expenditure				Unsanctioned/Unspent			Performance During June,2007	
			Upto previous month 31/5/07	During current month 30/6/07 Col (6-4)	Upto current month 30/6/07	% age of funds sanctioned Col (6/3)	Upto previous month 31/5/07	During current month 30/6/07 Col(10-8)	Upto current month (30/6/07)	%age utilisation - Col(10/3)	Unsanctioned Balance - Col (3-6)	Total Unspent Balance Col (3-10)	Unspent with the Executing Agencies as on 30/6/2007 - Col (13-12) =(6-10)	Unspent with the Executing Agencies as on 31/5/07 - Col (14+9-5) =(4-8)	%age of Funds spent during June. 07 - Col (9/15)
1	2	3	4	5	6	7	8	9	10	11	12	13	14	15	16
	Hoshiarpur														
10	Sh.Avinash Rai Khanna, LS	533.90	506.79	15.18	521.97	97.77	431.81	16.93	448.74	84.05	11.93	85.16	73.23	74.98	22.58
11	Sh. Dharampal Sabharwal, RS	559.15	389.50	4.67	394.17	70.49	343.36	14.89	358.25	64.07	164.98	200.90	35.92	46.14	32.27
12	Smt. Ambika Soni, RS	651.07	512.33	0.00	512.33	78.69	424.80	13.31	438.11	67.29	138.74	212.96	74.22	87.53	15.21
13	Sh.Varinder Singh Bajwa, RS	751.66	624.19	29.47	653.66	86.96	551.18	19.03	570.21	75.86	98.00	181.45	83.45	73.01	26.06
	<i>Total</i>	<i>2495.78</i>	<i>2032.81</i>	<i>49.32</i>	<i>2082.13</i>	<i>83.43</i>	<i>1751.15</i>	<i>64.16</i>	<i>1815.31</i>	<i>72.74</i>	<i>413.65</i>	<i>680.47</i>	<i>266.82</i>	<i>281.66</i>	<i>22.78</i>
	Jalandhar														
14	Sh.RanaGurjit Singh,LS (Jalandhar)	547.50	442.48	7.54	450.02	82.20	300.59	21.89	322.48	58.90	97.48	225.02	127.54	141.89	15.43
15	Sh. Charanjit Singh Attwal, LS (Phillaur)	578.28	370.56	88.19	458.75	79.33	298.1	11.47	309.57	53.53	119.53	268.71	149.18	72.46	15.83
	<i>Total</i>	<i>1125.78</i>	<i>813.04</i>	<i>95.73</i>	<i>908.77</i>	<i>80.72</i>	<i>598.69</i>	<i>33.36</i>	<i>632.05</i>	<i>56.14</i>	<i>217.01</i>	<i>493.73</i>	<i>276.72</i>	<i>214.35</i>	<i>15.56</i>

SN	Nodal District	Total Fund available	Sanction				Actual Expenditure				Unsanctioned/Unspent			Performance During June,2007	
			Upto previous month 31/5/07	During current month 30/6/07 Col (6-4)	Upto current month 30/6/07	% age of funds sanctioned Col (6/3)	Upto previous month 31/5/07	During current month 30/6/07 Col(10-8)	Upto current month (30/6/07)	%age utilisation - Col(10/3)	Unsanctioned Balance - Col (3-6)	Total Unspent Balance Col (3-10)	Unspent with the Executing Agencies as on 30/6/2007 - Col (13-12) =(6-10)	Unspent with the Executing Agencies as on 31/5/07 - Col (14+9-5) =(4-8)	%age of Funds spent during June. 07 - Col (9/15)
1	2	3	4	5	6	7	8	9	10	11	12	13	14	15	16
16	Ludhiana-Sh. Sharanjit Singh Dhillon, LS	529.64	521.86	7.75	529.61	99.99	433.58	0.00	433.58	<u>81.86</u>	0.03	96.06	96.03	88.28	<u>0.00</u>
17	Patiala-Smt. Preneet Kaur, LS	706.17	583.30	0.00	583.30	82.60	506.93	69.33	576.26	<u>81.60</u>	122.87	129.91	7.04	76.37	90.78
18	Sangrur-Sh. Sukhdev Singh Dhindsa, LS	708.94	498.58	18.72	517.30	72.97	430.75	1.95	432.7	61.03	191.64	276.24	84.60	67.83	2.87
19	Fatehgarh Sahib-Sh. Sukhdev Singh Libra, LS(Ropar)	640.03	591.99	7.30	599.29	93.63	457.09	15.10	472.19	73.78	40.74	167.84	127.10	134.90	11.19
20	Taran Tarn-Sh.Manohar Singh Gill, RS	533.81	523.95	5.00	528.95	99.09	497.43	10.50	507.93	95.15	4.86	25.88	21.02	26.52	<u>39.59</u>
Grand Total		12671.80	10870.57	209.51	11080.08	87.44	9012.99	346.45	9359.44	73.86	1591.72	3312.36	1720.64	1857.58	18.65

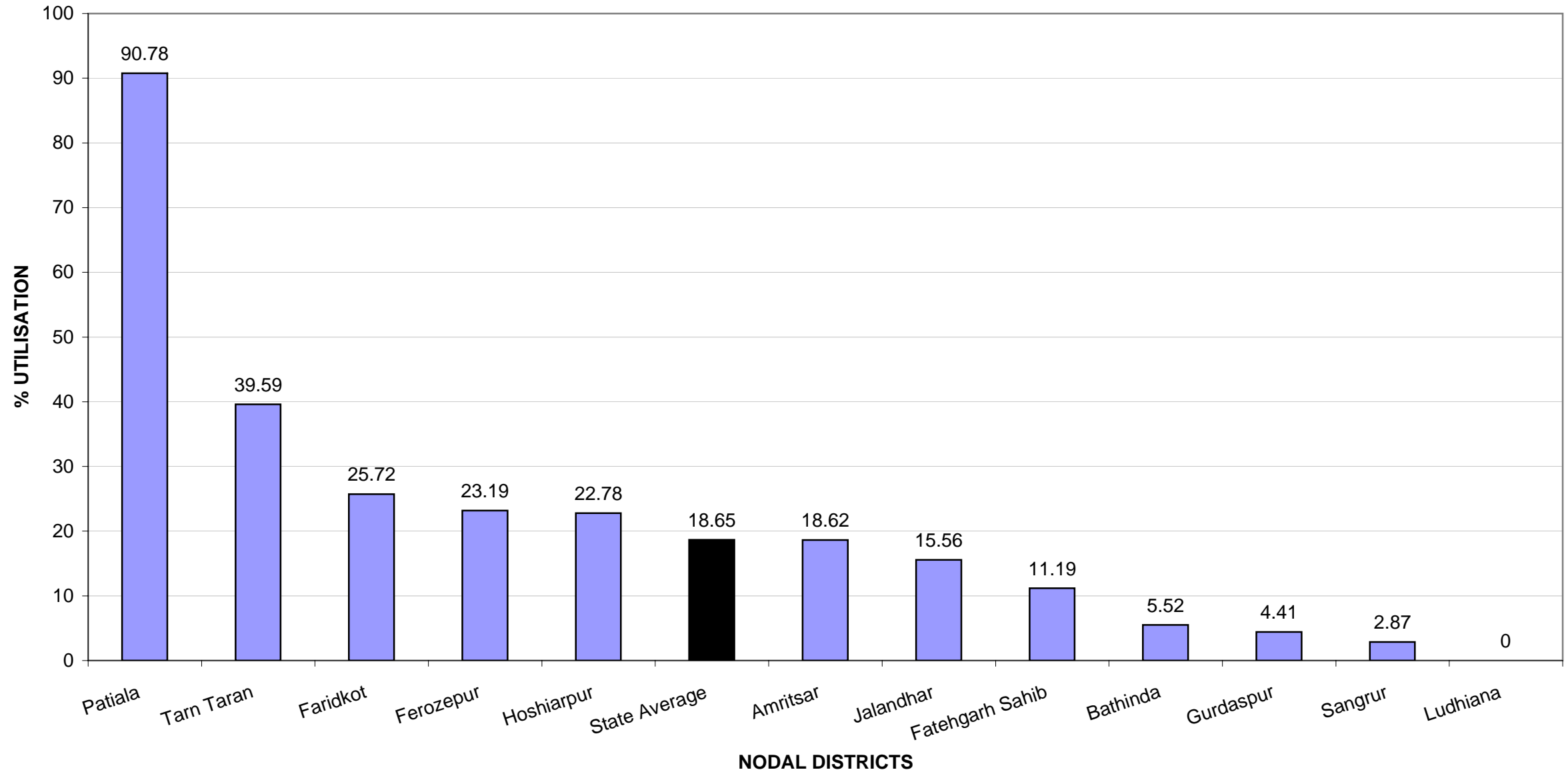
ITEM 5.1 (A) %AGE UTILISATION OF FUNDS **UPTO 30-6-2007** NODAL DISTRICT WISE- FOR SITTING MPs BOTH LS AND RS



SN	Nodal District	Works sanctioned		Works completed		Works under progress		UC's received	
		No.	Cost	No.	Cost	No.	Cost	No.	Cost
1	2	3	4	5	6	7	8	9	10
1	Amritsar								
1.1	Sh.Navjot Singh Sidhu, LS (Amritsar)	571	716.97	238	378.80	333	338.17	238	378.80
1.2	Dr.Rattan Singh Ajnala,LS	565	606.53	184	236.54	381	369.99	184	236.54
1.3	Sh.Rajmohinder Singh, RS	318	491.53	129	220.23	189	271.30	129	220.23
	Total	1454	1815.03	551	835.57	903	979.46	551	835.57
2	Bathinda- Smt. Paramjit Kaur, LS	712	663.41	332	328.19	380	335.22	332	328.90
3	Faridkot- Sh. Sukhbir Singh Baddal, LS	742	601.32	434	382.27	308	219.04	434	382.27
4	Ferozepur- Sh. Zora Singh Mann, LS	417	586.41	338	460.21	79	126.20	246	342.39
5	Gurdaspur								
5.1	Sh. Vinod Khanna, LS	682	602.36	480	413.27	202	189.09	282	205.10
5.2	Smt. Sukhbans Kaur Bhinder,RS	488	542.94	330	333.23	158	209.72	132	167.50
5.3	Sh. Ashwani Kumar,RS	407	519.26	369	406.01	38	113.25	204	275.50
	Total	1577	1664.56	1179	1152.51	398	512.06	618	648.10
6	Hoshiarpur								
6.1	Sh.Avinash Rai Khanna, LS	924	521.97	517	327.74	407	194.23	517	327.74
6.2	Sh. Dharampal Sabharwal, RS	69	394.17	29	173.86	40	220.31	29	173.86
6.3	Smt. Ambika Soni, RS	268	512.33	120	314.21	148	198.12	120	314.21
6.4	Sh.Varinder Singh Bajwa, RS	645	653.66	332	373.48	313	280.18	332	373.48
	Total	1906	2082.13	998	1189.29	908	892.84	998	1189.29

SN	Nodal District	Works sanctioned		Works completed		Works under progress		UC's received	
		No.	Cost	No.	Cost	No.	Cost	No.	Cost
1	2	3	4	5	6	7	8	9	10
7	Jalandhar								
7.1	Sh.RanaGurjit Singh,LS (Jalandhar)	341	450.02	122	190.71	219	259.31	122	190.71
7.2	Sh. Charanjit Singh Attwal, LS (Phillaur)	646	458.75	288	209.74	358	249.01	288	209.74
Total		987	908.77	410	400.45	577	508.32	410	400.45
8	Ludhiana -Sh. Sharanjit Singh Dhillon, LS	523	529.61	313	289.38	210	240.23	313	289.38
9	Patiala -Smt. Preneet Kaur, LS	248	583.30	129	322.83	119	260.47	129	322.83
10	Sangrur -Sh. Sukhdev Singh Dhindsa, LS	767	517.30	417	288.22	350	229.08	417	288.22
11	Fatehgarh Sahib -Sh. Sukhdev Singh Libra, LS(Ropar)	1113	599.29	470	279.13	643	320.16	470	279.13
12	Tarn Taran -Sh.Manohar Singh Gill, RS	219	528.95	111	373.95	108	155.00	111	373.95
Grand Total		10665	11080.08	5682	6302.00	4983	4778.08	5029	5680.48

ITEM 5.1(B)%AGE UTILISATION OF FUNDS DURING June 2007-NODAL DISTRICT WISE-FOR SITTING MPs BOTH LS AND RS



SN	Nodal District	Actual Works		Works Uploaded Out of col. 3	%age of Works Uploaded (col. 5/3)	Complete works placed on website out of col. 4	%age of complete works placed on website(col.7/4)
		Sanctioned	Completed				
1	2	3	4	5	6	7	8
1	Muktsar	739	710	739	100.00	709	99.86
2	Sangrur	4552	4188	4552	100.00	3980	95.03
3	Faridkot	4443	4048	4391	98.83	3608	89.13
4	Mansa	983	983	981	99.80	981	99.80
5	Bathinda	2822	2439	2792	98.94	2361	96.80
6	Hoshiarpur	5746	4828	5628	97.95	4750	98.38
7	Amritsar	5343	4430	5139	96.18	3907	88.19
8	Firozpur	2383	2303	2303	96.64	2246	97.52
9	Fatehgarh Sahib(Ropar)	6217	5376	5737	92.28	4003	74.46
10	Jalandhar	8265	7579	7707	93.25	6666	87.95
11	Gurdaspur	3665	3267	3416	93.21	3147	96.33
12	Ludhiana	2971	2707	2404	80.92	1531	56.56
13	Patiala	4217	4017	3362	79.72	2263	56.34
14	Taran Tarn	219	111	168	76.71	47	42.34
	Total	52565	46986	49319	93.82	40199	85.56

Sr. No.	District	Actual Works		Works Uploaded							
		Sanctioned	Completed	Completed	Ongoing	Yet Not Started	Discontinued	Delayed	Total Works Placed on Website (5+6+7+8)	% of Works Placed on Website (10/3)	% of Completed Works on Website (5/4)
1	2	3	4	5	6	7	8	9	10	11	12
1	Amritsar	5343	4430	3907	343	886	3	0	5139	96.18	88.19
2	Bathinda	2822	2439	2361	255	164	12	6	2792	98.94	96.80
3	Faridkot	4443	4048	3608	32	740	11	27	4391	98.83	89.13
4	Firozpur	2383	2303	2246	40	15	5	18	2306	96.77	97.52
5	Gurdaspur	3665	3267	3147	247	22	0	15	3416	93.21	96.33
6	Hoshiarpur	5756	4828	4757	467	411	10	391	5645	98.07	98.53
7	Jalandhar	8265	7579	6666	364	679	7	0	7716	93.36	87.95
8	Ludhiana	2971	2707	1531	1	885	0	1	2417	81.35	56.56
9	Patiala	4217	4017	2263	530	569	0	530	3362	79.72	56.34
10	Mukatsar	739	710	709	0	29	1	0	739	100.00	99.86
11	Ropar	6217	5376	4003	1064	606	64	52	5737	92.28	74.46
12	Sangrur	4552	4202	3980	0	427	145	142	4552	100.00	94.72
13	Tarn Taran	219	111	47	116	5	0	0	168	76.71	42.34
14	Mansa	983	983	981	0	0	0	6	981	99.80	99.80
	Total	52575	40131	33938	2861	4388	243	1182	41430	78.80	84.57

Sr. No.	District	Actual Works		Works Uploaded							
		Sanctioned	Completed	Completed	Ongoing	Yet Not Started	Discontinued	Delayed	Total Works Placed on Website (5+6+7+8)	% of Works Placed on Website (10/3)	% of Completed Works on Website (5/4)
1	2	3	4	5	6	7	8	9	10	11	12
	Amritsar										
1	Sh.Navjot Singh Sidhu, LS (Amritsar)	571	238	203	144	222	1	0	570	99.82	85.29
2	Dr.Rattan Singh Ajnala,LS (Taran Tarn)	565	184	171	197	128	1	0	497	87.96	92.93
3	Sh.Rajmohinder Singh, RS	318	129	42	1	251	0	0	294	92.45	32.56
	<i>Total</i>	<i>1454</i>	<i>551</i>	<i>416</i>	<i>342</i>	<i>601</i>	<i>2</i>	<i>0</i>	<i>1361</i>	<i>93.60</i>	<i>75.50</i>
4	Bathinda - Smt. Paramjit Kaur, LS	712	332	253	253	164	12	5	682	95.79	76.20
5	Faridkot - Sh. Sukhbir Singh Baddal, LS	742	434	292	24	381	2	12	699	94.20	67.28
6	Ferozepur - Sh. Zora Singh Mann, LS	417	338	305	40	14	2	8	361	86.57	90.24
	Gurdaspur										
7	Sh. Vinod Khanna, LS	682	480	480	60	13	0	6	553	81.09	100.00
8	Smt. Sukhbans Kaur Bhinder,RS	488	330	302	174	8	0	3	484	99.18	91.52
9	Sh.Ashwani Kumar, RS	407	369	346	8	1	0	6	355	87.22	93.77
	<i>Total</i>	<i>1577</i>	<i>1179</i>	<i>1128</i>	<i>242</i>	<i>22</i>	<i>0</i>	<i>15</i>	<i>1392</i>	<i>88.27</i>	<i>95.67</i>
	Hoshiarpur										
10	Sh.Avinash Rai Khanna, LS	924	517	517	155	213	8	5	893	96.65	100.00
11	Sh. Dharampal Sabharwal, RS	69	29	29	13	27	0	0	69	100.00	100.00
12	Smt. Ambika Soni, RS	268	120	120	15	132	1	1	268	100.00	100.00
13	Sh.Varinder Singh Bajwa, RS	645	332	277	252	28	1	35	558	86.51	83.43
	<i>Total</i>	<i>1906</i>	<i>998</i>	<i>943</i>	<i>435</i>	<i>400</i>	<i>10</i>	<i>41</i>	<i>1788</i>	<i>93.81</i>	<i>94.49</i>

Sr. No.	District	Actual Works		Works Uploaded							
		Sanctioned	Completed	Completed	Ongoing	Yet Not Started	Discontinued	Delayed	Total Works Placed on Website (5+6+7+8)	% of Works Placed on Website (10/3)	% of Completed Works on Website (5/4)
1	2	3	4	5	6	7	8	9	10	11	12
	Jalandhar										
14	Sh.RanaGurjit Singh,LS (Jalandhar)	341	122	89	172	37	0	2	298	87.39	72.95
15	Sh. Charanjit Singh Attwal, LS (Phillaur)	646	288	247	191	170	6	4	614	95.05	85.76
	<i>Total</i>	987	410	336	363	207	6	6	912	92.40	81.95
16	Ludhiana - Sh. Sharanjit Singh Dhillon, LS	523	313	183	0	340	0	0	523	100.00	58.47
17	Patiala - Smt. Preneet Kaur, LS	248	129	117	0	128	0	0	245	98.79	90.70
18	Sangrur - Sh. Sukhdev Singh Dhindsa, LS	767	417	309	0	422	0	127	731	95.31	74.10
19	Fatehgarh Sahib - Sh. Sukhdev Singh Libra, LS(Ropar)	1113	470	430	500	0	22	0	952	85.53	91.49
20	Taran Tarn - Sh. Manohar Singh Gill, RS	219	111	47	116	5	0	0	168	76.71	42.34
	Total	10665	5682	4759	2315	2684	56	214	9814	92.02	83.76

Sr. No.	Constituency	Actual Works		Works Uploaded							
		Sanctioned	Completed	Completed	Ongoing	Yet Not Started	Discontinued	Delayed	Total Works Placed on Website (5+6+7+8)	% of Works Placed on Website (10/3)	% of Completed Works on Website (5/4)
1	2	3	4	5	6	7	8	9	10	11	12
1	Amritsar	324	324	324	0	0	0	0	324	100.00	100.00
2	Bathinda	402	402	402	0	0	0	0	402	100.00	100.00
3	Faridkot	981	981	981	0	0	0	0	981	100.00	100.00
4	Ferozepur	477	477	468	0	0	0	2	468	98.11	98.11
5	Gurdaspur	331	331	331	0	0	0	0	331	100.00	100.00
6	Hoshiarpur	303	303	303	0	0	0	0	303	100.00	100.00
7	Jalandhar	469	466	379	0	1	0	0	380	81.02	81.33
8	Ludhiana	158	152	151	0	0	0	0	151	95.57	99.34
9	Patiala	155	155	143	0	0	0	1	143	92.26	92.26
10	Phillaur	702	702	501	0	15	0	61	516	73.50	71.37
11	Ropar	201	200	185	3	0	0	15	188	93.53	92.50
12	Sangrur	98	94	94	0	0	4	0	98	100.00	100.00
13	Taran Tarn	147	147	147	0	0	0	0	147	100.00	100.00
	Total	4748	4734	4409	3	16	4	79	4432	93.34	93.13

Sr. No.	Constituency	Actual Works		Works Uploaded							
		Sanctioned	Completed	Completed	Ongoing	Yet Not Started	Discontinued	Delayed	Total Works Placed on Website (5+6+7+8)	% of Works Placed on Website (10/3)	% of Completed Works on Website (5/4)
1	2	3	4	5	6	7	8	9	10	11	12
1	Amritsar	138	138	138	0	0	0	0	138	100.00	100.00
2	Bathinda	136	136	136	0	0	0	0	136	100.00	100.00
3	Faridkot	398	398	389	0	0	0	0	389	97.74	97.74
4	Ferozepur	218	218	217	0	1	0	2	218	100.00	99.54
5	Gurdaspur	184	184	184	0	0	0	0	184	100.00	100.00
6	Hoshiarpur	328	328	328	0	0	0	0	328	100.00	100.00
7	Jalandhar	178	177	177	0	0	0	57	177	99.44	100.00
8	Ludhiana	190	190	188	0	0	0	0	188	98.95	98.95
9	Patiala	319	319	237	0	0	0	1	237	74.29	74.29
10	Phillaur	672	672	601	0	68	1	93	670	99.70	89.43
11	Ropar	403	403	335	0	0	0	0	335	83.13	83.13
12	Sangrur	291	285	285	0	0	6	1	291	100.00	100.00
13	Taran Tarn	521	521	504	0	0	0	0	504	96.74	96.74
	Total	3976	3969	3719	0	69	7	154	3795	95.45	93.70

Sr. No.	Constituency	Actual Works		Works Uploaded							
		Sanctioned	Completed	Completed	Ongoing	Yet Not Started	Discontinued	Delayed	Total Works Placed on Website (5+6+7+8)	% of Works Placed on Website (10/3)	% of Completed Works on Website (5/4)
1	2	3	4	5	6	7	8	9	10	11	12
1	Amritsar	49	49	49	0	0	0	0	49	100.00	100.00
2	Bathinda	238	238	238	0	0	0	0	238	100.00	100.00
3	Faridkot	285	285	285	0	0	0	0	285	100.00	100.00
4	Ferozepur	90	90	90	0	0	0	0	90	100.00	100.00
5	Gurdaspur	216	216	211	5	0	0	0	216	100.00	97.69
6	Hoshiarpur	289	289	289	0	0	0	0	289	100.00	100.00
7	Jalandhar	118	118	71	0	0	0	24	71	60.17	60.17
8	Ludhiana	71	71	71	0	0	0	0	71	100.00	100.00
9	Patiala	147	147	147	0	0	0	0	147	100.00	100.00
10	Phillaur	269	269	248	0	0	0	21	248	92.19	92.19
11	Ropar	270	270	210	17	43	0	0	270	100.00	77.78
12	Sangrur	234	230	230	0	0	4	0	234	100.00	100.00
13	Taran Tarn	192	192	192	0	0	0	0	192	100.00	100.00
	Total	2468	2464	2331	22	43	4	45	2400	97.24	94.60

Sr. No.		Actual Works		Works Uploaded							
		Sanctioned	Completed	Completed	Ongoing	Yet Not Started	Discontinued	Delayed	Total Works Placed on Website (5+6+7+8)	% of Works Placed on Website (10/3)	% of Completed Works on Website (5/4)
1	2	3	4	5	6	7	8	9	10	11	12
1	Amritsar	1046	1038	944	0	7	1	0	952	91.01	90.94
2	Bathinda	1334	1331	1332	2	0	0	1	1334	100.00	100.08
3	Faridkot	1783	1705	1416	6	354	7	14	1783	100.00	83.05
4	Firozpur	1047	1046	1032	0	0	0	5	1032	98.57	98.66
5	Gurdaspur	1151	1151	1093	0	0	0	0	1093	94.96	94.96
6	Hoshiarpur	2920	2910	2887	32	1	0	350	2920	100.00	99.21
7	Jalandhar	1772	1766	1606	0	166	0	339	1772	100.00	90.94
8	Ludhiana	1263	1222	355	0	477	0	0	832	65.87	29.05
9	Patiala	1267	1267	676	154	109	0	116	939	74.11	53.35
10	Phillaur	2402	2306	2121	1	213	0	449	2335	97.21	91.98
11	Ropar	2561	2448	1985	521	21	34	32	2561	100.00	81.09
12	Sangrur	1848	1848	1848	0	0	0	12	1848	100.00	100.00
13	Taran Tarn	1164	1162	1153	0	11	0	0	1164	100.00	99.23
	Total	21558	21200	18448	716	1359	42	1318	20565	95.39	87.02

Sr. No.	Constituency	Actual Works		Works Uploaded							
		Sanctioned	Completed	Completed	Ongoing	Yet Not Started	Discontinued	Delayed	Total Works Placed on Website (5+6+7+8)	% of Works Placed on Website (10/3)	% of Completed Works on Website (5/4)
1	2	3	4	5	6	7	8	9	10	11	12
1	Amritsar										
	Sh.Raj Mohinder Singh	308	308	40	1	267	0	0	308	100.00	12.99
2	Jalandhar										
2.1	Sh. Balbir Singh	296	293	293	0	0	0	118	293	98.99	100.00
2.2	Sh. Iqbal Singh	173	173	173	0	0	0	87	173	100.00	100.00
2.3	Sh. Barjinder Singh Hamdard	227	227	160	0	0	0	61	160	70.48	70.48
	<i>Total</i>	<i>696</i>	<i>693</i>	<i>626</i>	<i>0</i>	<i>0</i>	<i>0</i>	<i>266</i>	<i>626</i>	<i>89.94</i>	<i>90.33</i>
3	Ludhiana										
3.1	Sh. Jagir Singh Dard	292	292	289	0	3	0	0	292	100.00	98.97
3.2	Sh. Mohinder Singh Kalyan	154	154	146	0	3	0	0	149	96.75	94.81
3.3	Sh.Lajpat Rai	320	313	148	1	49	0	1	198	61.88	47.28
	<i>Total</i>	<i>766</i>	<i>759</i>	<i>583</i>	<i>1</i>	<i>55</i>	<i>0</i>	<i>1</i>	<i>639</i>	<i>83.42</i>	<i>76.81</i>
4	Patiala										
4.1	Sh. Vinod Sharma	259	259	257	1	0	0	2	258	99.61	99.23
4.2	Sh. Surinder Kumar Singla	404	404	390	5	1	0	7	396	98.02	96.53
4.3	Sh.Gurcharan Singh Tohra	1418	1337	296	370	331	0	403	997	70.31	22.14
	<i>Total</i>	<i>2081</i>	<i>2000</i>	<i>943</i>	<i>376</i>	<i>332</i>	<i>0</i>	<i>412</i>	<i>1651</i>	<i>79.34</i>	<i>47.15</i>

Sr. No.	Constituency	Actual Works		Works Uploaded							
		Sanctioned	Completed	Completed	Ongoing	Yet Not Started	Discontinued	Delayed	Total Works Placed on Website (5+6+7+8)	% of Works Placed on Website (10/3)	% of Completed Works on Website (5/4)
1	2	3	4	5	6	7	8	9	10	11	12
5	Ferozepur										
	Sh. Virendera Kataria	134	134	134	0	0	0	1	134	100.00	100.00
6	Gurdaspur										
	Sh. Bhupinder Singh Mann	206	206	200	0	0	0	0	200	97.09	97.09
7	Mansa										
	Sh. Balwinder Singh Bhunder	983	983	981	0	0	0	6	981	99.80	99.80
8	Fatehgarh Sahib										
	Sh.Sukhdev Singh Libra	1669	1585	858	23	542	8	5	1431	85.74	54.13
9	Sangrur										
	Sh.Sukhdev Singh Dhindsa	1314	1314	1200	0	0	68	3	1268	96.50	91.32
10	Faridkot										
	Smt.Gurcharan Kaur	254	245	245	2	5	2	1	254	100.00	100.00
11	Mukatsar										
	Sh.Sukhbir Singh Badal	739	710	709	0	29	1	0	739	100.00	99.86
Grand Total		9150	8937	6519	403	1230	79	695	8231	89.96	72.94